



Department of Institutional Research and Assessment

Alumni Survey 2015

Your suggestions and comments are welcomed. For questions or additional queries do not hesitate to contact us by email : ira@lau.edu.lb or at extensions 1232, 1384, 1783

TABLE OF CONTENTS

I.	Overview	3
II.	Respondents' Characteristics.....	5
	1. Respondents by campus	5
	2. Respondents by school	6
	3. Respondents by program	7
	4. Respondents by gender.....	8
	5. Respondents by graduation year.....	9
III.	Survey Results.....	10
	1. Please indicate your employment status:.....	10
	2. Please indicate your current educational status:	10
	3. Have you pursued/are you pursuing any professional certifications?	10
	4. Please specify the graduate degree you have earned or you are currently enrolled in:	11
	5. Please specify the doctoral degree you have earned or you are currently enrolled in:	11
	6. Please rate your internship experience you had while completing your undergraduate degree:	11
	7. After completing your internship, did the company offer you a full time job?.....	11
	8. Please indicate the number of years you stayed in your first job:	11
	9. Is your current job related to your undergraduate field of study?	12
	10. Current Company address:	12
	11. Previous Home address:	12
	12. Would you pursue the same undergraduate degree program if you were to start again? 12	
	13. Were you sufficiently prepared at LAU to obtain the entry-level job that you wanted?12	
	14. You consider the job preparation you received to be _____ graduates from similar programs at other colleges and universities that you encountered in your work.....	13
	15. Based on your LAU experience, please indicate your level of agreement with the following:	13
	a. I am prepared for my career, locally and/or abroad, with a broad knowledge of in my field 14	
	b. I am equipped with good technical skills that I use extensively at work	14
	c. I am equipped with a solid theoretical background that I find useful at work or in my post bachelor education	14
	d. I am aware of cultural, social, and legal issues inherent in my discipline.....	14
	e. I am aware of ethical issues inherent in my discipline	14
	f. I am well prepared to work in a team.....	15

- g. I have good oral and written communication skills..... 15
- h. I am committed to lifelong learning 15

I. Overview

As part of the university's on-going assessment initiatives, the Department of Institutional Research and Assessment launched the 2015 Alumni Survey to solicit alumni's opinion about their undergraduate education and employability since their graduation. The survey was targeted to alumni who graduated during the past five years (from 2010-2011 to 2014-2015). Of the 7,834 invited to participate in the online based survey 516 responded yielding a response rate of 7%.

To be able to make valid interpretations with a 95% level of confidence, the confidence interval is 4%. The confidence interval (also called margin of error) is the plus or minus figure by which you can be sure the total population would have chosen the response rate reflected by the sample. For example, referring to the question: Is your current job related to your undergraduate field of study? 80% students responded "Yes". Given that the confidence interval is 4%, one can be 95% confident that the response rate for the total student population would lie in the interval of 76% (80%-4%) to 84% (80%+4%) for the option "Yes".

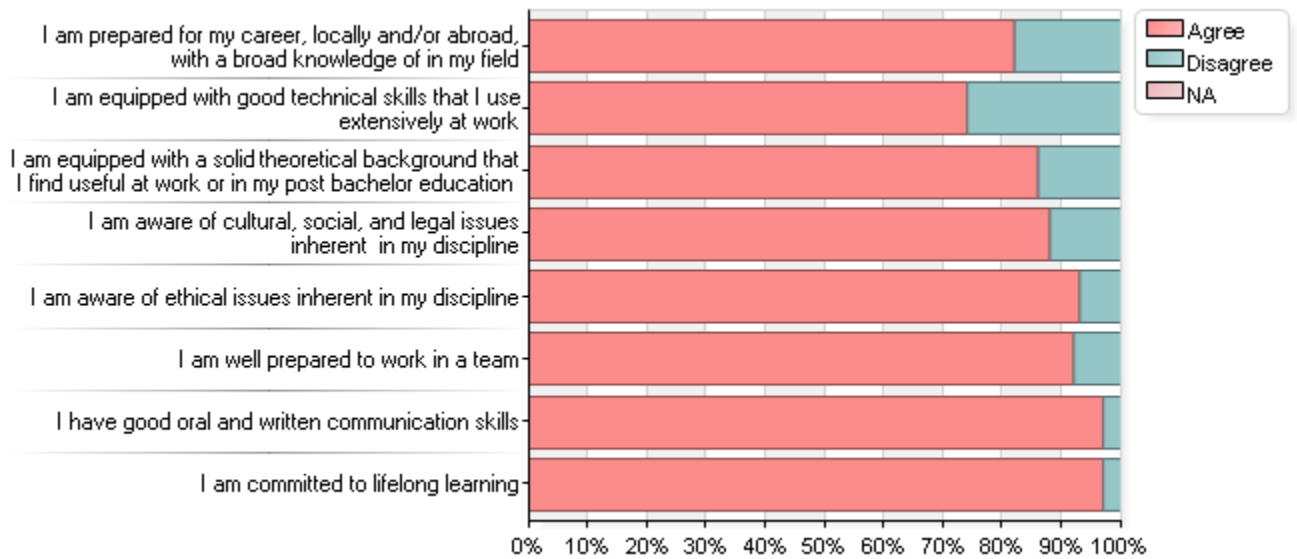
The 516 respondents are mainly characterized as per the below:

- 58% are graduates from the Beirut campus, 42% from the Byblos campus
- 56% are females, 44% are males
- 15% graduated from the School of Architecture & Design, 26% from the School of Arts & Sciences, 36% from the Adnan Kassar School of Business, 16% from the School of Engineering, 3% from the Alice Ramez Chagoury School of Nursing, and 4% from the School of Pharmacy
- 34% graduated with a BS in Business, 6% with a BE in Mechanical Engineering, 5% with a Bachelor of Architecture, 5% with a BE in Civil Engineering, 4% with a BA in Communication Arts and 4% with a BS in Biology in addition to other undergraduate degrees offered at LAU
- 4% graduated before 3 months of the survey's fill out period, 25% graduated before 3-6 months, 7% before a period between 6 months and 1 year, 25% before a period between 1 year and 2 years and 38% before a period that exceeds 2 years

The major findings of the survey can be summarized as follows:

- 62% reported to be employed, 16% were unemployed but have been employed at least once since graduating from LAU while 23% have never been employed.
- 28% of the respondents have either earned or are currently enrolled in a graduate program while another 4% have either earned or are currently enrolled in a doctoral program. In addition, 20% have either earned or are currently enrolled in another undergraduate degree program.
- 36% have pursued or are currently pursuing professional certifications.
- While completing their undergraduate degree, 76% had an internship experience. Of those who did, 61% rated the internship experience to be either excellent or very good while 24% rated it as good and 8% as average. Only 8% rated the internship experience to be below average.
- Of those who had an internship experience, 36% were offered a full-time job by the company.

- Of the respondents who are currently employed or have been employed at least once, 40% stayed in their first job for a period that is less than one year. 25% reported to have stayed for 1 year, 22% for 2 years, 6% for 3 years while 8% stayed for a period that exceeds 3 years.
- 80% of the respondents who are currently enrolled, reported that their job was related to their undergraduate field of study.
- If they had the chance to start again, 70% would pursue the same undergraduate degree again.
- 68% believed that they were sufficiently prepared at LAU to obtain the entry-level job they wanted.
- 44% consider the job preparation they received at LAU to be better than other graduates from similar programs at other colleges and universities. 27% considered the preparation to be about the same as other graduates whereas 13% believed it was worse. 16% were not able to decide.
- Based on their LAU experience between 90% and 100% agreed¹ that they: (1) have good oral and written communication skills, (2) were well prepared to work in a team and (3) are committed to lifelong learning, and (4) are aware of ethical issues inherent in their discipline. Similarly between 80% and 89% agreed that they: (1) are aware of cultural, social, and legal issues inherent in their discipline, (2) are equipped with a solid theoretical background that they find useful at work or in their post bachelor education and (3) are prepared for their careers, locally and/or abroad, with a broad knowledge of in their field. In addition, 74% agreed that they are equipped with good technical skills that they use extensively at work. The above findings are summarized in the graph below:



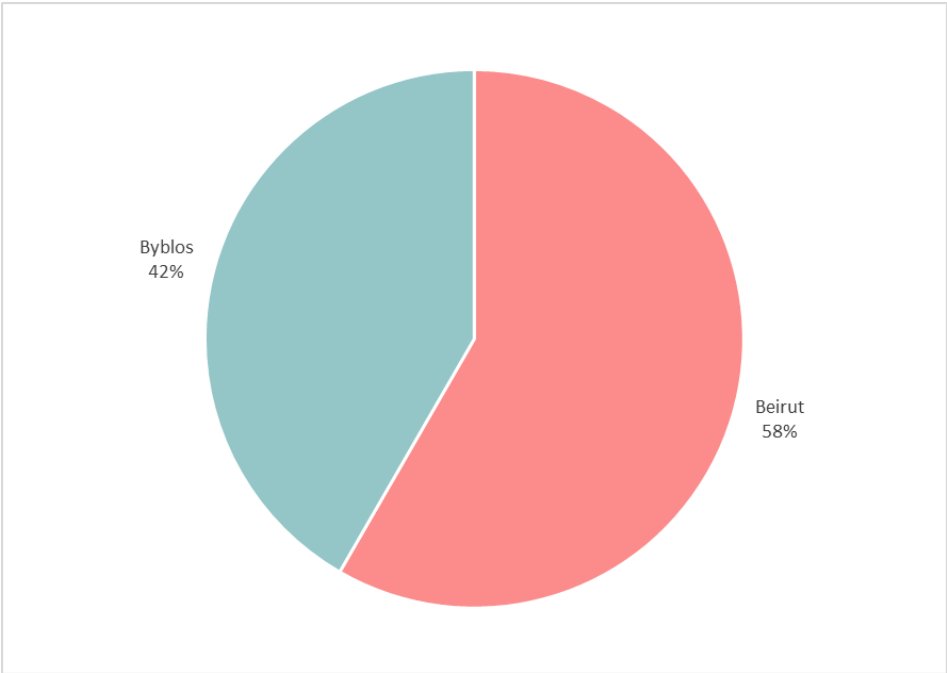
A detailed breakdown is provided below for each survey item.

¹ Agree: includes the options “Strongly Agree” and “Agree”

II. Respondents' Characteristics

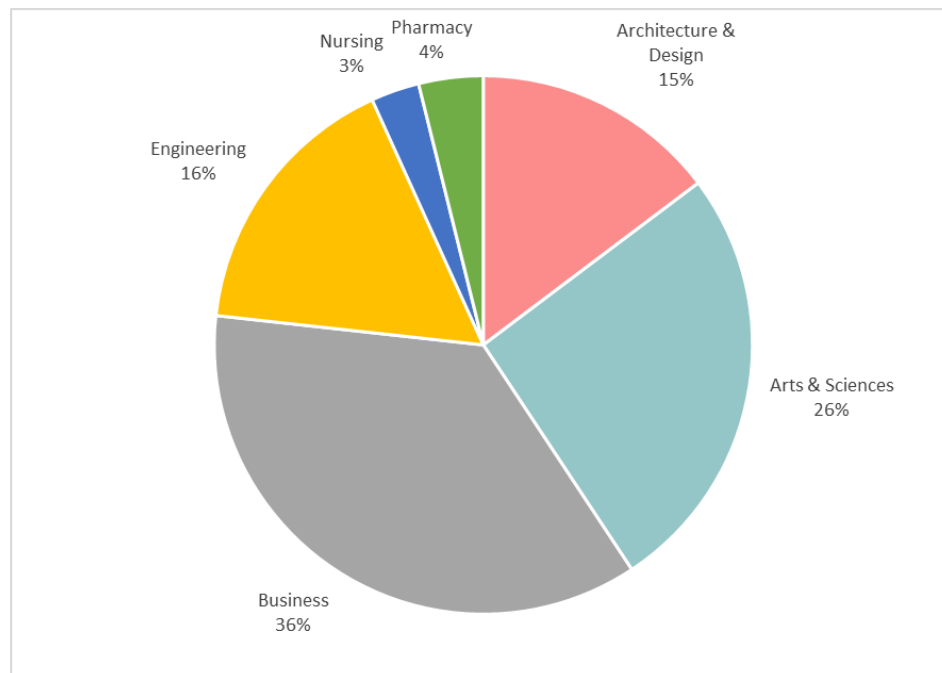
1. Respondents by campus

	N	%
Beirut	301	58%
Byblos	215	42%
Total	516	100%



2. Respondents by school

	N	%
Architecture & Design	76	15%
Arts & Sciences	134	26%
Business	186	36%
Engineering	85	16%
Nursing	15	3%
Pharmacy	20	4%
Total	516	100%

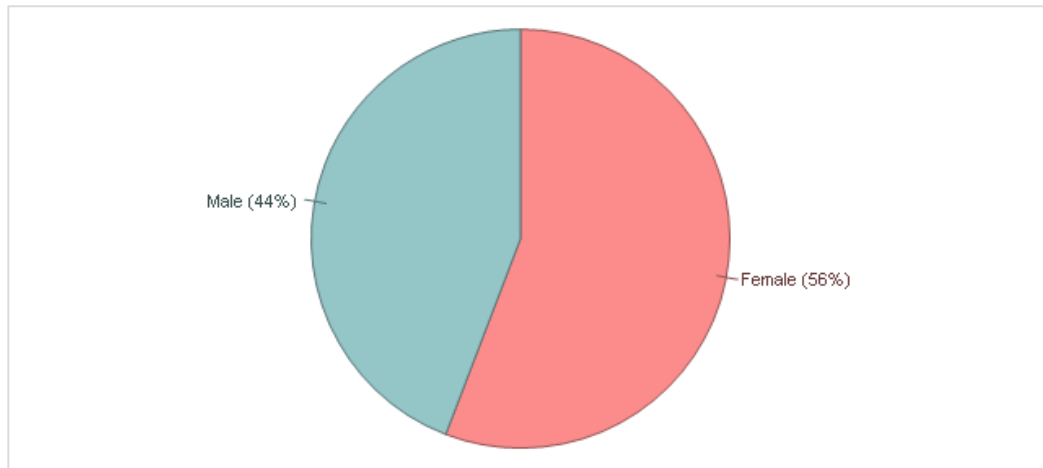


3. Respondents by program

	N	%
BS in Business - Banking & Finance	46	9%
BS in Business - Management Studies	45	9%
BE in Mechanical Engineering	33	6%
BS in Business - Marketing	33	6%
Bachelor of Architecture	27	5%
BE in Civil Engineering	26	5%
BA in Communication Arts	23	4%
BS in Biology	22	4%
BA in Political Sc/Int.Affairs	21	4%
BS in Pharmacy	20	4%
BS in Interior Design	17	3%
BS in Business - Management Information Systems	16	3%
BA in Interior Architecture	15	3%
BS in Economics	15	3%
BS in Nursing	15	3%
BS in Nutrition	15	3%
BS in Business - Accounting	14	3%
BS in Computer Science	14	3%
BS in Graphic Design	14	3%
BA in Education	12	2%
BA in Psychology	12	2%
BE in Computer Engineering	12	2%
BE in Electrical Engineering	8	2%
BS in Business - International Business	8	2%
BE in Industrial Engineering	6	1%
BS in Nutr.&Diet.,Coord. Prog.	5	1%
BA in English	4	1%
BA in Fine Arts	3	1%
BA in Social Work	3	1%
BS in Business - Family & Entrepreneurial Bus.	3	1%
BS in Business - Hospitality Management	3	1%
BS in Chemistry	2	0%
BS in Hosp. & Tourism Manag.	2	0%
AAS in Business Management	1	0%
BA in Political Science	1	0%
Grand Total	516	100%

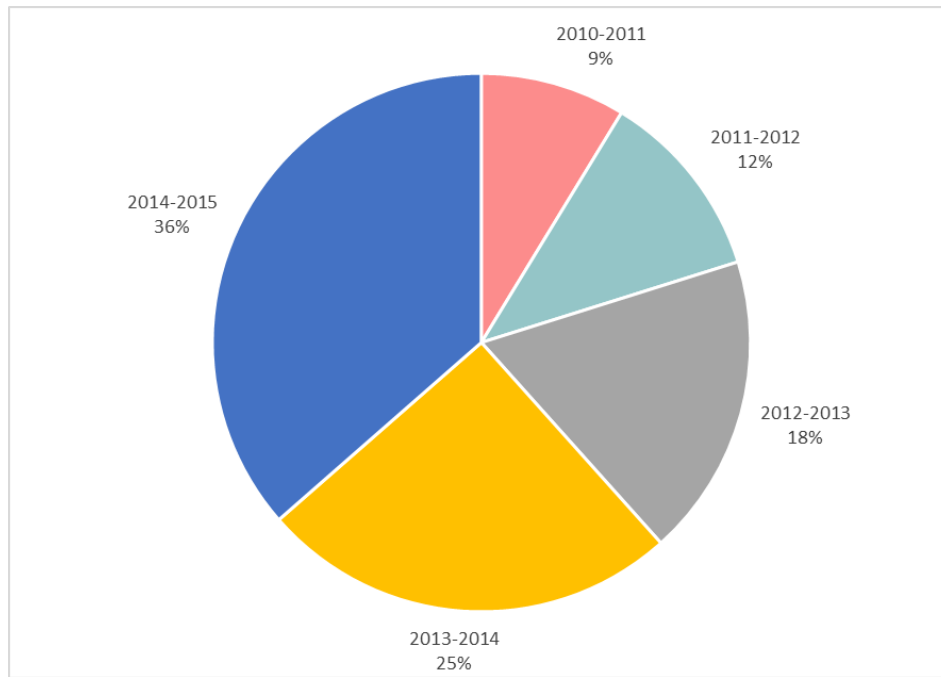
4. Respondents by gender

	N	%
Female	288	56%
Male	228	44%
Total	516	100%



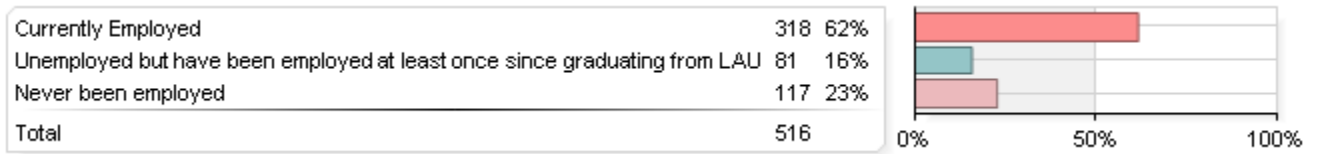
5. Respondents by graduation year

	N	%
2010-2011	45	9%
2011-2012	59	11%
2012-2013	94	18%
2013-2014	130	25%
2014-2015	188	36%
Total	516	100%

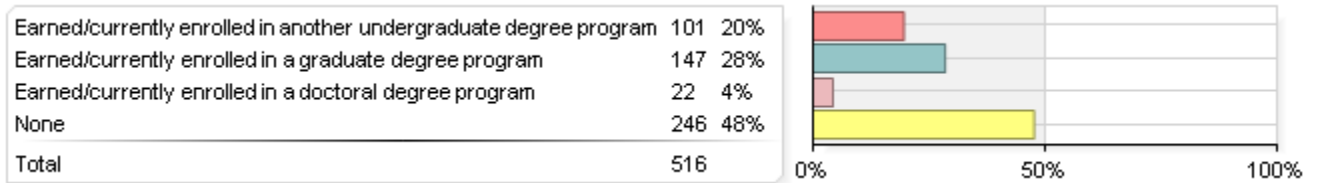


III. Survey Results

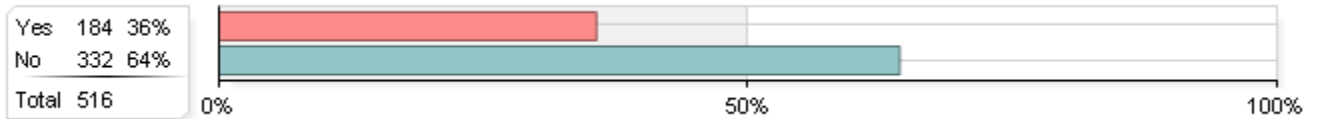
1. Please indicate your employment status:



2. Please indicate your current educational status:

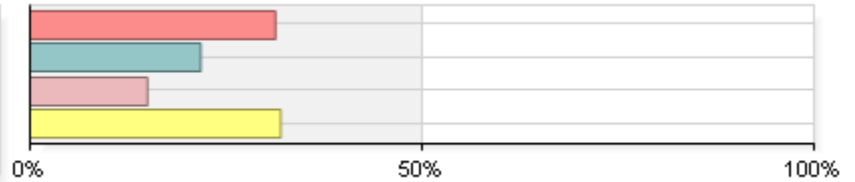


3. Have you pursued/are you pursuing any professional certifications?



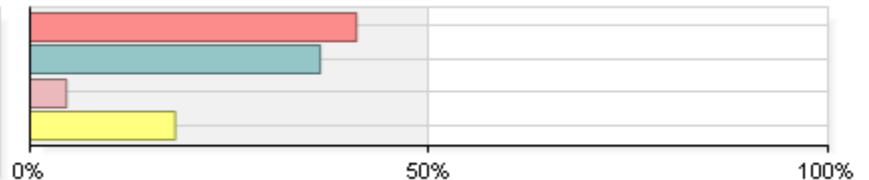
4. Please specify the graduate degree you have earned or you are currently enrolled in:

Master of Science	46	31%
Master of Arts	32	22%
Master of Business Administration	22	15%
Other, please specify	47	32%
Total	147	



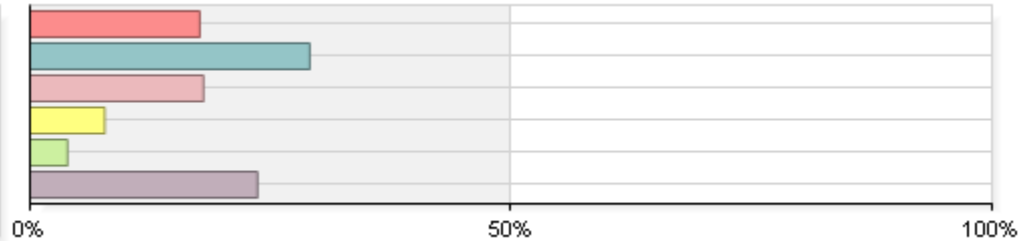
5. Please specify the doctoral degree you have earned or you are currently enrolled in:

Doctor of Philosophy	9	41%
Doctor of Medicine	8	36%
Doctor of Business Administration	1	5%
Other, please specify	4	18%
Total	22	



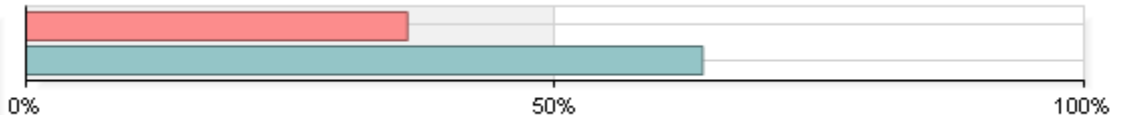
6. Please rate your internship experience you had while completing your undergraduate degree:

Excellent	91	18%
Very good	150	29%
Good	93	18%
Average	40	8%
Below Average	20	4%
Not Applicable	122	24%
Total	516	



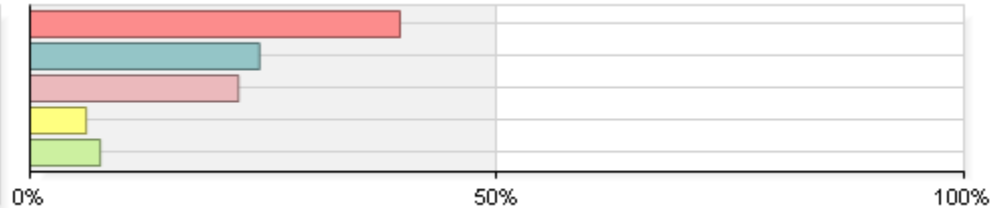
7. After completing your internship, did the company offer you a full time job?

Yes	142	36%
No	252	64%
Total	394	




8. Please indicate the number of years you stayed in your first job:

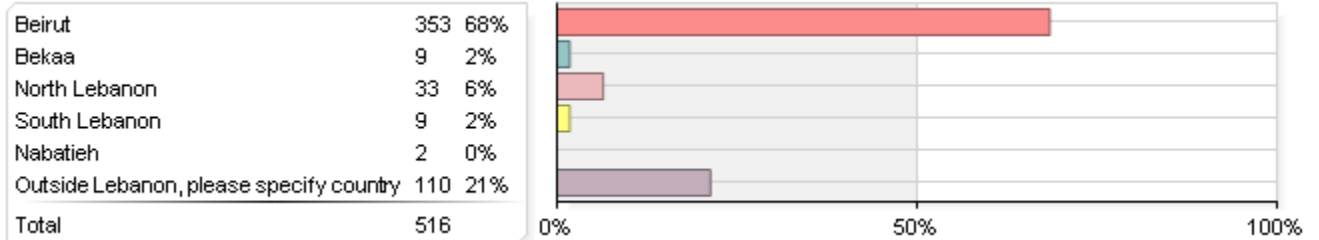
Less than 1 year	158	40%
1 year	98	25%
2 years	89	22%
3 years	24	6%
More than 3 years	30	8%
Total	399	




9. Is your current job related to your undergraduate field of study?



10. Current Company address:



11. Previous Home address:



12. Would you pursue the same undergraduate degree program if you were to start again?

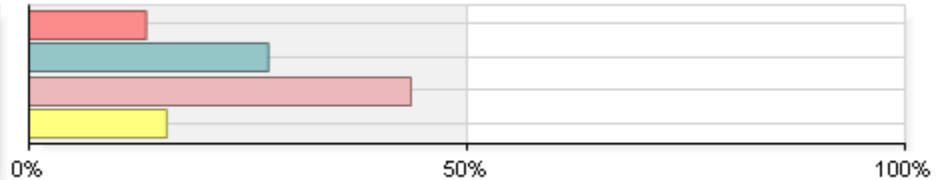


13. Were you sufficiently prepared at LAU to obtain the entry-level job that you wanted?

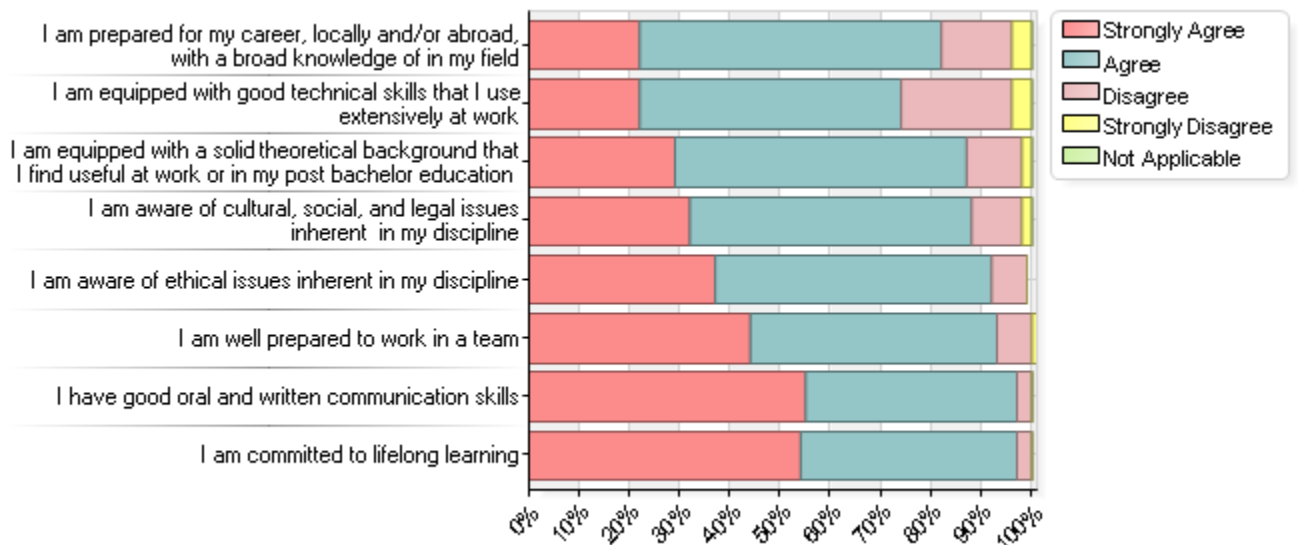


14. You consider the job preparation you received to be _____ graduates from similar programs at other colleges and universities that you encountered in your work.

worse than other	69	13%
about the same as other	141	27%
better than other	225	44%
Cannot decide	81	16%
Total	516	

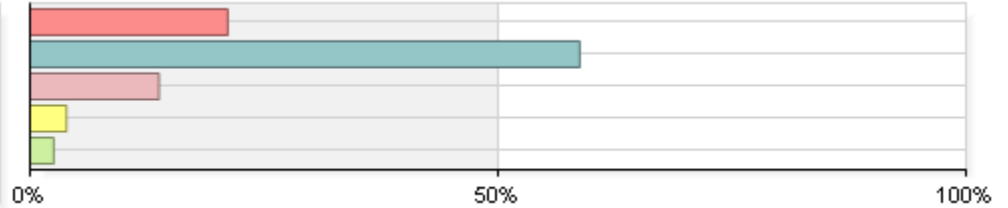


15. Based on your LAU experience, please indicate your level of agreement with the following:



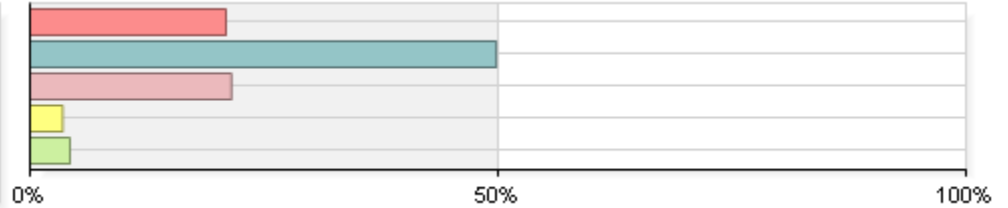
a. I am prepared for my career, locally and/or abroad, with a broad knowledge of in my field

Strongly Agree	109	21%
Agree	303	59%
Disagree	71	14%
Strongly Disagree	20	4%
Not Applicable	13	3%
Total	516	



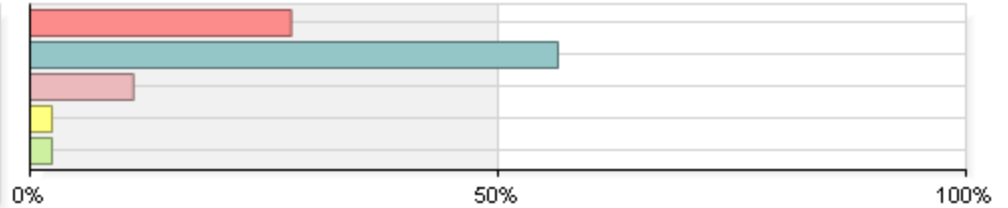
b. I am equipped with good technical skills that I use extensively at work

Strongly Agree	108	21%
Agree	257	50%
Disagree	111	22%
Strongly Disagree	18	3%
Not Applicable	22	4%
Total	516	



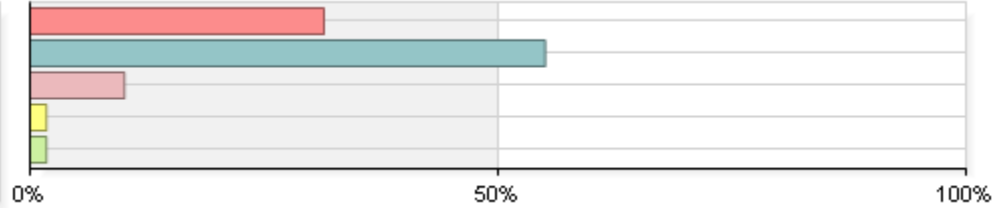
c. I am equipped with a solid theoretical background that I find useful at work or in my post bachelor education

Strongly Agree	144	28%
Agree	291	56%
Disagree	57	11%
Strongly Disagree	12	2%
Not Applicable	12	2%
Total	516	



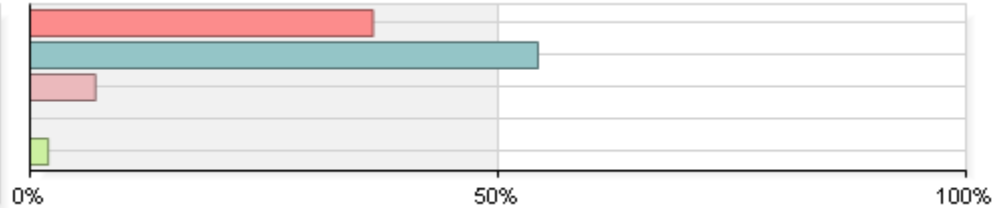
d. I am aware of cultural, social, and legal issues inherent in my discipline

Strongly Agree	162	31%
Agree	284	55%
Disagree	52	10%
Strongly Disagree	9	2%
Not Applicable	9	2%
Total	516	



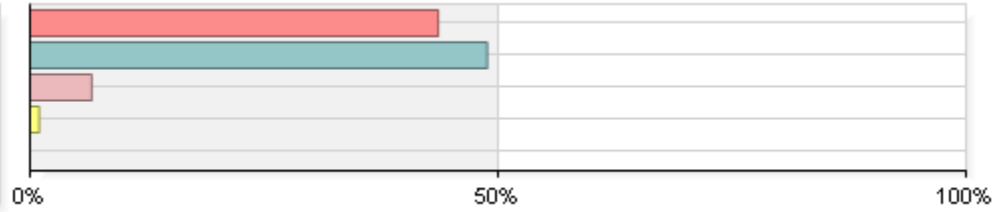
e. I am aware of ethical issues inherent in my discipline

Strongly Agree	189	37%
Agree	280	54%
Disagree	36	7%
Strongly Disagree	1	0%
Not Applicable	10	2%
Total	516	



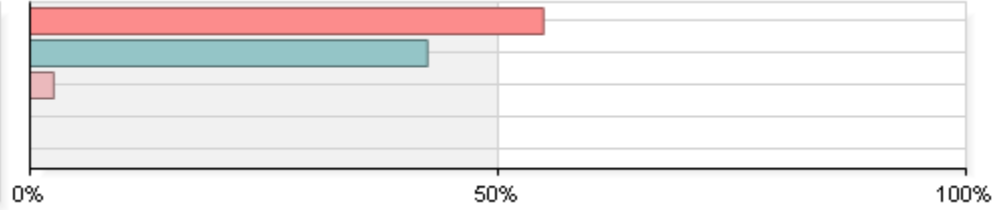
f. I am well prepared to work in a team

Strongly Agree	225	44%
Agree	252	49%
Disagree	34	7%
Strongly Disagree	5	1%
Not Applicable	0	0%
Total	516	



g. I have good oral and written communication skills

Strongly Agree	283	55%
Agree	219	42%
Disagree	13	3%
Strongly Disagree	1	0%
Not Applicable	0	0%
Total	516	



h. I am committed to lifelong learning

Strongly Agree	273	53%
Agree	221	43%
Disagree	15	3%
Strongly Disagree	0	0%
Not Applicable	7	1%
Total	516	

