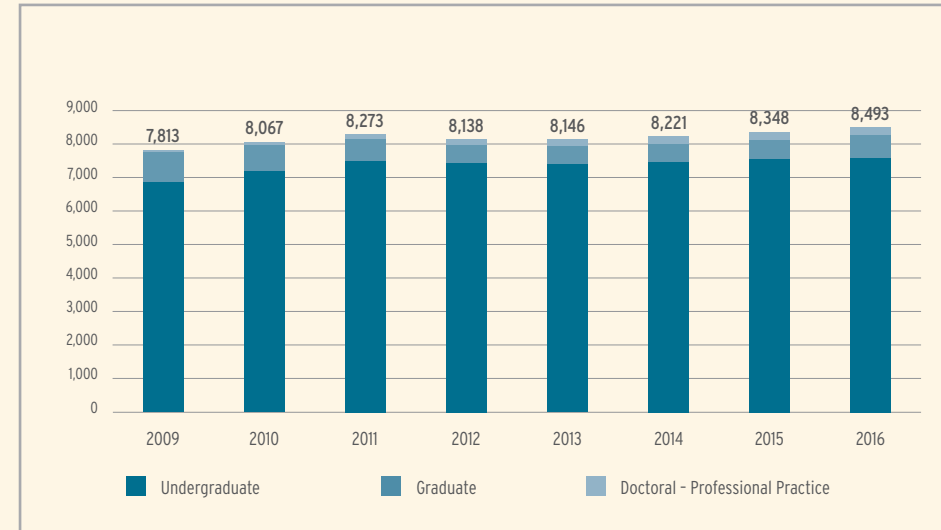


TRENDS IN ENROLLMENT (2009-2016)

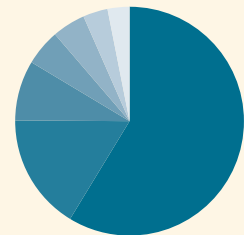


TUITION AY 2016-2017

The average undergraduate tuition is **\$16,220** per year and the average graduate tuition is **\$13,742** per year. Annual tuition fees for doctoral/professional practice programs amount to **\$30,430** for students in the School of Medicine and **\$23,800** for Pharm.D. students.

FINANCIAL AID PROGRAM AY 2015-2016

BUDGET		\$27,463,860
Type of Aid	Percent of Budget	
Grants	58.7	
Work Aid	16.4	
Dependents Grants	8.5	
Merit Scholarship	5.1	
Loans	4.7	
Graduate Assistantship	3.5	
Student Employment	3.1	



- Grants
- Work Aid
- Dependent's Grants
- Merit Scholarship
- Loans
- Graduate Assistantship
- Student Employment

RETENTION RATES

YEAR	2009	2010	2011	2012	2013	2014	2015
First-Time Cohort (N)	1,694	1,572	1,684	1,518	1,609	1,762	1,793
Retention Rate	89%	90%	90%	90%	89%	89%	90%

GRADUATION RATES

YEAR	2002	2003	2004	2005	2006	2007	2008
First-Time Cohort (N)	712	772	710	856	822	1,019	997
Graduation Rate (150%)	62%	64%	70%	73%	74%	77%	71%

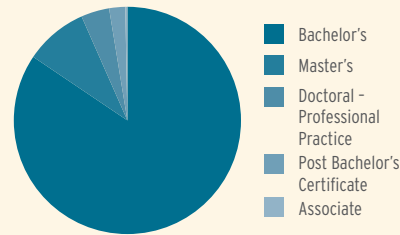
YEAR-TO-YEAR RETENTION, GRADUATION & ATTRITION RATES*

FALL TERM	2012	2013	2014	2015
Undergraduate Cohort	7,422	7,393	7,448	7,536
Year-to-Year Retention Rate	70%	70%	71%	71%
Year-to-Year Graduation Rate	21%	22%	22%	22%
Year-to-Year Attrition Rate	9%	8%	7%	7%

*Only degree seeking students are included

DEGREES GRANTED FROM JULY 1, 2015 TO JUNE 30, 2016

Bachelor's	1,699
Master's	180
Associate	6
Postbachelor's Certificate	46
Doctoral - Professional Practice	81
Total	2,012



STUDENTS LIVING IN UNIVERSITY HOUSING

Campus	Male	Female	Total
Beirut	59	114	173
Byblos	138	179	317
Total	197	293	490

STUDENTS CLUBS

81 clubs: **38** in Beirut Campus and **43** in Byblos, initiated and organized by students and focusing on a wide range of interests including academic majors, culture, sports, human rights and the arts.

FACULTY

Full-Time Faculty by Rank	Male	Female	Total
Professor	22	6	28
Associate Professor	62	43	105
Assistant Professor	57	50	107
Lecturer	12	13	25
Senior Instructor	8	6	14
Instructor	8	22	30
Assistant Instructor	1		1
Total by Gender	170	140	310
Full-Time Physicians	Male	Female	Total
	37	20	57
Full Time Faculty by Nationality	Count	% of Total	
Lebanese	202	65%	
International	98	32%	
Arabs	10	3%	
Part-Time Faculty by Gender	Count	% of Total	
Male	229	46%	
Female	274	54%	
Total	503	100%	

STAFF

	Male	Female	Total
Full-Time	292	326	618
Part-Time	77	102	179
Total	369	428	797

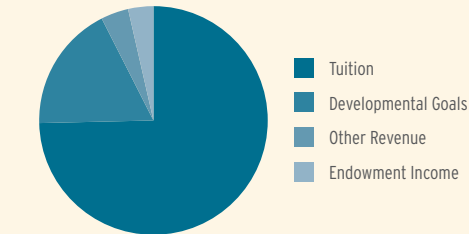
LIBRARY COLLECTIONS (2015-2016)

Print Books	522,500
e-Books	337,615
Print/microform serial subscriptions	604
e-Journals (Full text)	82,981
Media materials	12,783
Online & Open Access databases	160

BUDGET AY 2015-2016

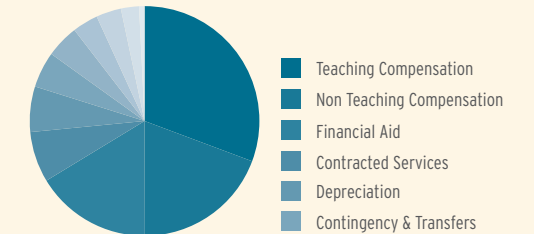
Operating Budget: \$167,951,851

Revenue Budget



- Tuition
- Developmental Goals
- Other Revenue
- Endowment Income

Expense Budget



- Teaching Compensation
- Non Teaching Compensation
- Financial Aid
- Contracted Services
- Depreciation
- Contingency & Transfers
- Supplies
- Other Expenses
- Travel & Communication
- Utilities & Taxes
- Debt Service Charges

ALUMNI

41 Alumni Chapters with LAU Alumni living in **85** different countries.

Female	22,626
Male	18,030
Total	40,656

PHYSICAL FACILITIES

LAU's total built-up area is 176,045 m² with 165,777 m² in Campuses, 7,900 m² in LAUMC-RH and 2,368 m² in New York Headquarters and Academic Center.

	Beirut Campus	Byblos Campus	Total
Land Area	27,500 m ²	316,263 m ²	343,763 m ²
Number of Buildings	13	17	30
Built Up Area	76,076 m ²	89,701 m ²	165,777 m ²
Green Area	4,550 m ²	13,093 m ²	17,643 m ²

ENROLLMENT

TOTAL STUDENTS ENROLLED	8,493
By Campus	
Beirut	4,551
Byblos	3,942
By Gender	
Male	4,196
female	4,297
By Status	
Full Time	7,557
Part Time	936
By Level	
Undergraduate	7,590
Graduate	672
Doctoral - Professional Practice	231
Students are from 77 different Nationalities	
By Nationality	
Lebanese	6,956
International	946
Arabs	591
By School	
School of Architecture & Design	984
School of Arts & Sciences	2,523
Adnan Kassar School of Business	2,612
School of Engineering	1,479
Gilbert & Rose-Marie Chagoury School of Medicine	200
Alice Ramez Chagoury School of Nursing	89
School of Pharmacy	459
Office of Graduate Studies & Research	14
No College Designated	133

SCHOOLS AND DEGREES OFFERED

School of Architecture & Design

Bachelor of Architecture
 B.A. in Fashion Design
 B.A. in Fine Arts
 B.A. in Interior Architecture
 B.S. in Graphic Design
 B.S. in Interior Design
 Mutaz & Rada Sawwaf M.A. in Islamic Art & Architecture

School of Arts & Sciences

B.A. in Arabic Language & Literature
 B.A. in Education
 B.A. in English
 B.A. in History
 B.A. in Multimedia Journalism
 B.A. in Performing Arts
 B.A. in Philosophy
 B.A. in Political Science
 B.A. in Political Science/International Affairs
 B.A. in Psychology
 B.A. in Social Work and Community Development
 B.A. in Television & Film
 B.A. in Translation
 B.S. in Bioinformatics
 B.S. in Biology
 B.S. in Chemistry
 B.S. in Computer Science
 B.S. in Mathematics
 B.S. in Nutrition
 B.S. in Nutrition & Dietetics - Coordinated Program
 M.A. in Education
 M.A. in International Affairs
 M.A. in Migration Studies
 M.S. in Computer Science
 M.S. in Molecular Biology
 Teaching Diploma
 Diploma in Learning Disabilities & Giftedness

The Adnan Kassar School of Business

B.S. in Business
 B.S. in Economics
 B.S. in Hospitality & Tourism Management
 M.B.A.
 M.A. in Applied Economics
 M.S. in Economics of the Middle East
 LL.M. in Business Law
 Executive M.B.A.

School of Engineering

B.E. in Civil Engineering
 B.E. in Computer Engineering
 B.E. in Electrical Engineering
 B.E. in Industrial Engineering
 B.E. in Mechanical Engineering
 B.E. in Mechatronics Engineering
 B.E. in Petroleum Engineering
 M.S. in Civil & Environmental Engineering
 M.S. in Computer Engineering
 M.S. in Industrial Engineering & Engineering Management
 Professional ProGreen Diploma

Gilbert and Rose-Marie Chagoury School of Medicine

Doctor of Medicine

Alice Ramez Chagoury School of Nursing

B.S. in Nursing

School of Pharmacy

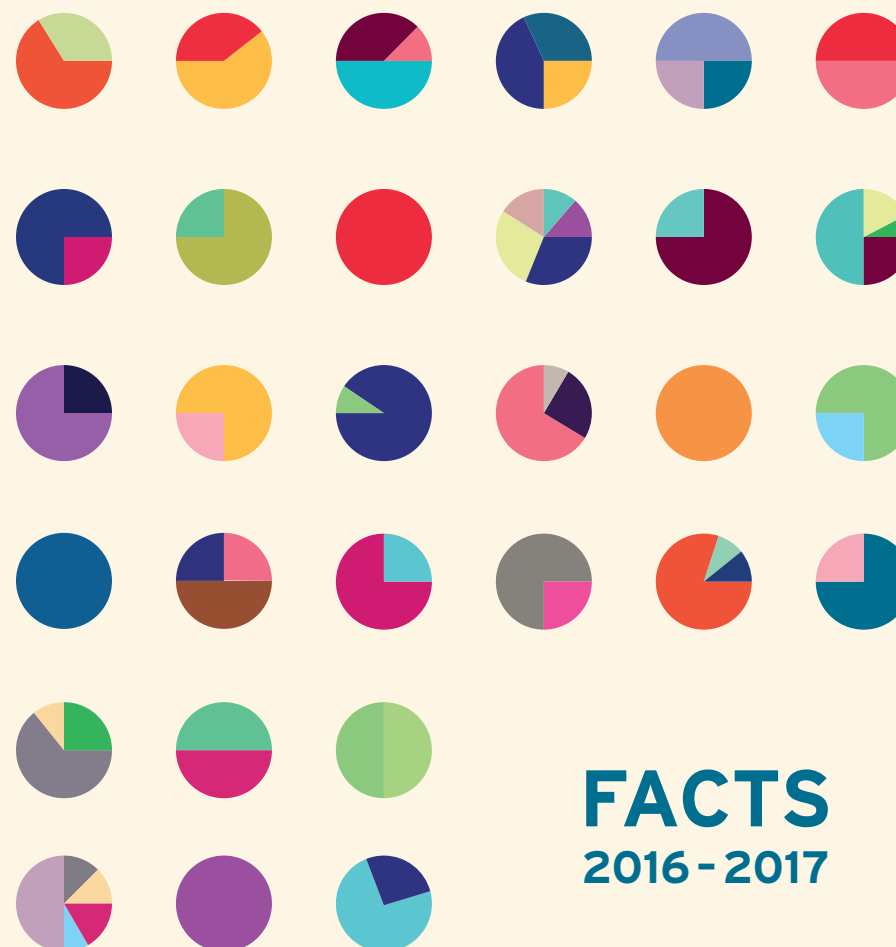
B.S. in Pharmacy
 Doctor of Pharmacy

Graduate Studies & Research

Executive M.A. in Actuarial Science
 M.A. in Interdisciplinary Gender Studies



Embark, explore, discover...



FACTS
2016 - 2017

LAU'S MISSION STATEMENT

Lebanese American University is committed to academic excellence, student centeredness, civic engagement, the advancement of scholarship, the education of the whole person, and the formation of leaders in a diverse world.

INSTITUTIONAL ACCREDITATION

LAU is accredited by the New England Association of School and Colleges (NEASC).

PROGRAM ACCREDITATION

The Pharm.D. program is accredited by the Accreditation Council for Pharmacy Education (ACPE), <https://www.acpe-accredit.org>

The B.E. in Civil, Computer, Electrical, Industrial and Mechanical Engineering are accredited by the Engineering Accreditation Commission of ABET, <http://www.abet.org>

The B.S. in Computer Science is accredited by the Computing Accreditation Commission of ABET, <http://www.abet.org>

The B.S. in Nursing program at the Alice Ramez Chagoury School of Nursing is accredited by the Collegiate Commission on Nursing Education (CCNE), <http://www.aacn.nche.edu/ccne-accreditation>

The B. S. Business, the B.S. in Economics, the B.S. in Hospitality and Tourism Management, the MBA and the Executive MBA, are accredited by the Association to Advance Collegiate Schools of Business (AACSB), <http://www.aacsb.edu/>

ADMISSIONS

Received Applications	5,961
Accepted Applications	5,021
Enrolled Applicants	2,189



Department of Institutional Research and Assessment
 Lebanese American University - P.O. Box 13-5053, Beirut, Lebanon
 Beirut Campus, Orme Gray, Level 3 - Byblos Campus, Frem Civic Center 305
 Tel: 961-1-786456 Ext: 1232 - E-mail: dira@lau.edu.lb - www.dira.lau.edu.lb