

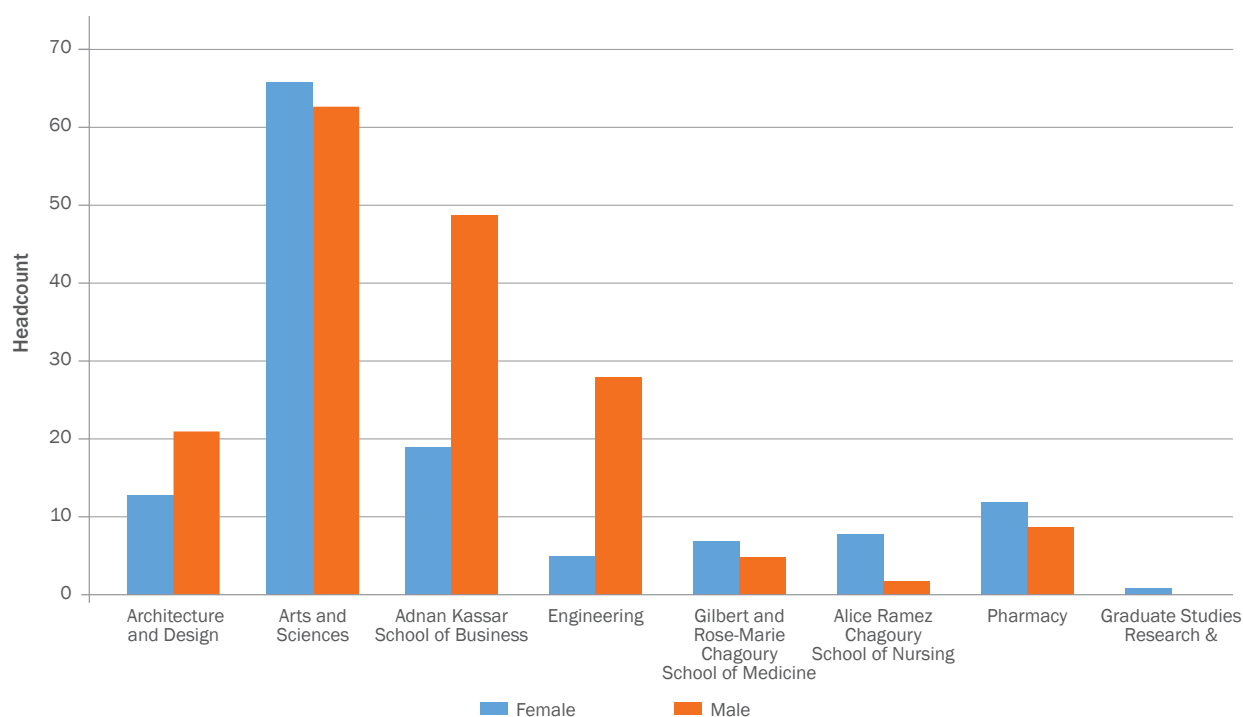
## Faculty and Staff



## FULL-TIME FACULTY BY GENDER AND SCHOOL FALL 2015

	Female	Male	Total
Architecture and Design	13	21	34
Arts and Sciences	66	63	129
Adnan Kassar School of Business	19	49	68
Engineering	5	28	33
Gilbert and Rose-Marie Chagoury School of Medicine	7	5	12
Alice Ramez Chagoury School of Nursing	8	2	10
Pharmacy	12	9	21
Graduate Studies & Research	-	1	1
<b>Total</b>	<b>130</b>	<b>178</b>	<b>308</b>

### FULL-TIME FACULTY BY GENDER AND SCHOOL



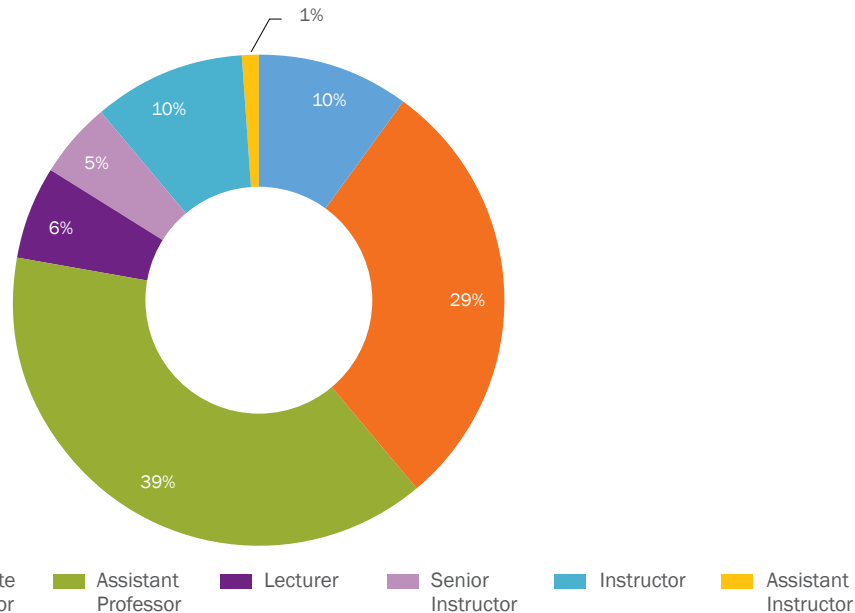
## FULL-TIME PHYSICIANS AT LAUMC-RH | FALL 2015

	Female	Male	Total
Gilbert and Rose-Marie Chagoury School of Medicine	19	39	58

## FULL-TIME FACULTY BY RANK, GENDER AND SCHOOL | FALL 2015

	Gender	Professor	Associate Professor	Assistant Professor	Lecturer	Senior Instructor	Instructor	Assistant Instructor	Total
Architecture and Design	Female	-	4	6	2	1	-	-	13
	Male	1	5	9	4	2	-	-	21
Arts and Sciences	Female	4	18	25	2	6	11	-	66
	Male	8	25	15	3	7	4	1	63
Adnan Kassar School of Business	Female	-	4	6	5	-	4	-	19
	Male	6	9	26	4	1	2	1	49
Engineering	Female	-	1	4	-	-	-	-	5
	Male	5	12	11	-	-	-	-	28
Gilbert and Rose-Marie Chagoury School of Medicine	Female	1	1	5	-	-	-	-	7
	Male	1	1	2	-	-	1	-	5
Alice Ramez Chagoury School of Nursing	Female	1	1	2	-	-	4	-	8
	Male	-	-	-	-	-	2	-	2
Pharmacy	Female	1	3	8	-	-	-	-	12
	Male	1	4	4	-	-	-	-	9
Graduate Studies & Research	Female	-	-	-	-	-	-	-	-
	Male	1	-	-	-	-	-	-	1
Total	Female	7	32	56	9	7	19	-	130
	Male	23	56	67	11	10	9	2	178
	Total	30	88	123	20	17	28	2	308

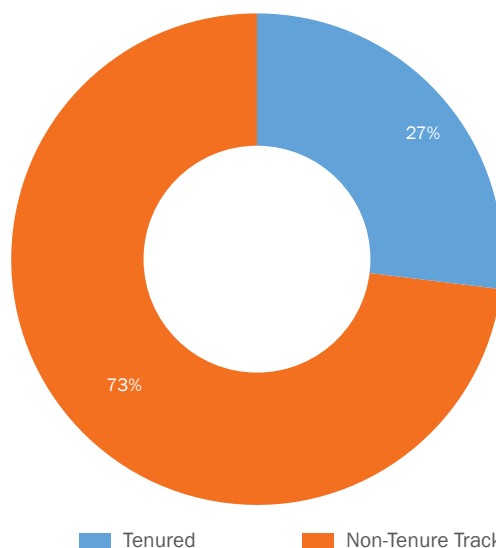
FULL-TIME FACULTY BY RANK



## TENURE STATUS OF FULL-TIME FACULTY BY SCHOOL FALL 2015

	Tenured		Non-Tenured		Total	
	Count	% of Total	Count	% of Total	Count	% of Total
Architecture and Design	6	1.9%	28	9.1%	34	11.0%
Arts and Sciences	40	13.0%	89	28.9%	129	41.9%
Adnan Kassar School of Business	13	4.2%	55	17.9%	68	22.1%
Engineering	16	5.2%	17	5.5%	33	10.7%
Gilbert and Rose-Marie Chagoury School of Medicine	2	0.6%	10	3.2%	12	3.9%
Alice Ramez Chagoury School of Nursing	1	0.3%	9	2.9%	10	3.2%
Pharmacy	5	1.6%	16	5.2%	21	6.8%
Graduate Studies & Research	1	0.3%	-	-	1	0.3%
<b>Total</b>	<b>84</b>	<b>27.3%</b>	<b>224</b>	<b>72.7%</b>	<b>308</b>	<b>100%</b>

### TENURE STATUS OF FULL-TIME FACULTY



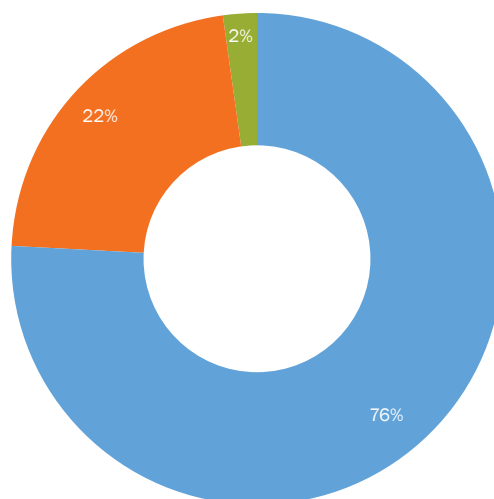
## TENURE STATUS OF FULL-TIME FACULTY BY RANK FALL 2015

	Tenured		Non-Tenured		Total	
	Count	% of Total	Count	% of Total	Count	% of Total
<b>Professor</b>	15	5%	15	5%	30	10%
<b>Associate Professor</b>	69	22%	19	6%	88	29%
<b>Assistant Professor</b>	-	-	123	40%	123	40%
<b>Lecturer</b>	-	-	20	6%	20	6%
<b>Senior Instructor</b>	-	-	17	6%	17	5%
<b>Instructor</b>	-	-	28	9%	28	9%
<b>Assistant Instructor</b>	-	-	2	1%	2	1%
<b>Total</b>	<b>84</b>	<b>27%</b>	<b>224</b>	<b>73%</b>	<b>308</b>	<b>100%</b>

## HIGHEST DEGREE EARNED BY FULL-TIME FACULTY FALL 2015

Rank	Doctoral		Master's		Bachelor's		Total	
	Count	% of Total	Count	% of Total	Count	% of Total	Count	% of Total
Professor	29	9.4%	-	-	1	0.3%	30	9.7%
Associate Professor	82	26.6%	5	1.6%	1	0.3%	88	28.6%
Assistant Professor	111	36.0%	12	3.9%	-	-	123	39.9%
Lecturer	11	3.6%	9	2.9%	-	-	20	6.5%
Senior Instructor	-	-	14	4.5%	3	1.0%	17	5.5%
Instructor	1	0.3%	27	8.8%	-	-	28	9.1%
Assistant Instructor	-	-	1	0.3%	1	0.3%	2	0.6%
<b>Total</b>	<b>234</b>	<b>76.0%</b>	<b>68</b>	<b>22.1%</b>	<b>6</b>	<b>1.9%</b>	<b>308</b>	<b>100%</b>

### HIGHEST DEGREE EARNED BY FULL-TIME FACULTY



■ Bachelor's   
 ■ Master's   
 ■ Doctoral and Terminal Degrees

## FULL-TIME FACULTY WITH DOCTORAL DEGREES | FALL 2015

	Count in School	Percent in School	Percent of Total
Architecture and Design	10	29%	4%
Arts and Sciences	97	75%	41%
Adnan Kassar School of Business	56	82%	24%
Engineering	33	100%	14%
Gilbert and Rose-Marie Chagoury School of Medicine	12	100%	5%
Nursing	4	40%	2%
Pharmacy	21	100%	9%
Graduate Studies & Research	1	100%	0%
<b>Total</b>	<b>234</b>	<b>76%</b>	<b>100%</b>

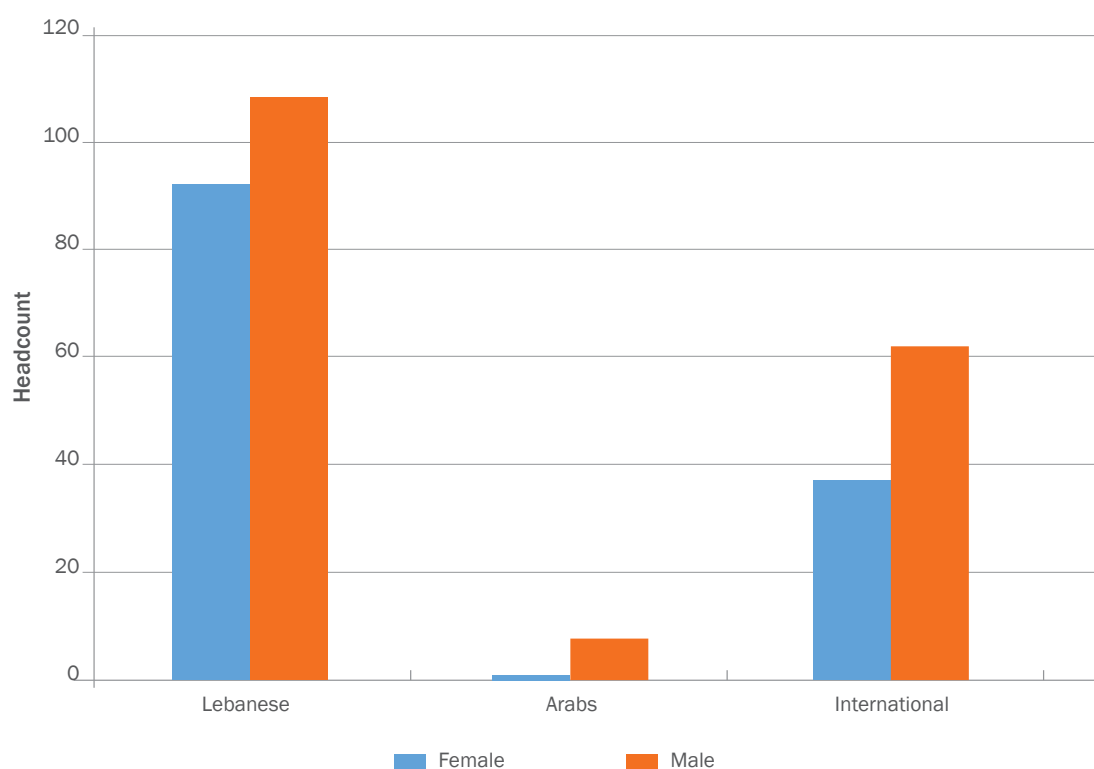
## FULL-TIME FACULTY AGE RANGE BY RANK | FALL 2015

	20 - 29	30 - 39	40 - 49	50 - 59	60 and above
Professor	-	-	2	17	11
Associate Professor	-	10	33	26	19
Assistant Professor	4	76	27	13	3
Lecturer	-	3	1	9	7
Senior Instructor	2	-	4	9	4
Instructor	-	8	9	3	6
Assistant Instructor	-	1	-	-	1
<b>Total</b>	<b>6</b>	<b>98</b>	<b>76</b>	<b>77</b>	<b>51</b>

## FULL-TIME FACULTY BY NATIONALITY FALL 2015

	Female		Male	
	Count	Percent of Total Faculty	Count	Percent of Total Faculty
Lebanese	92	29.9%	108	35.1%
Arabs	1	0.3%	8	2.6%
International	37	12.0%	62	20.1%
<b>Total</b>	<b>130</b>	<b>42.2%</b>	<b>178</b>	<b>57.8%</b>

### FULL-TIME FACULTY BY NATIONALITY





## FULL-TIME FACULTY AVERAGE BASIC SALARIES BY RANK (IN US DOLLARS/\$) | FALL 2015

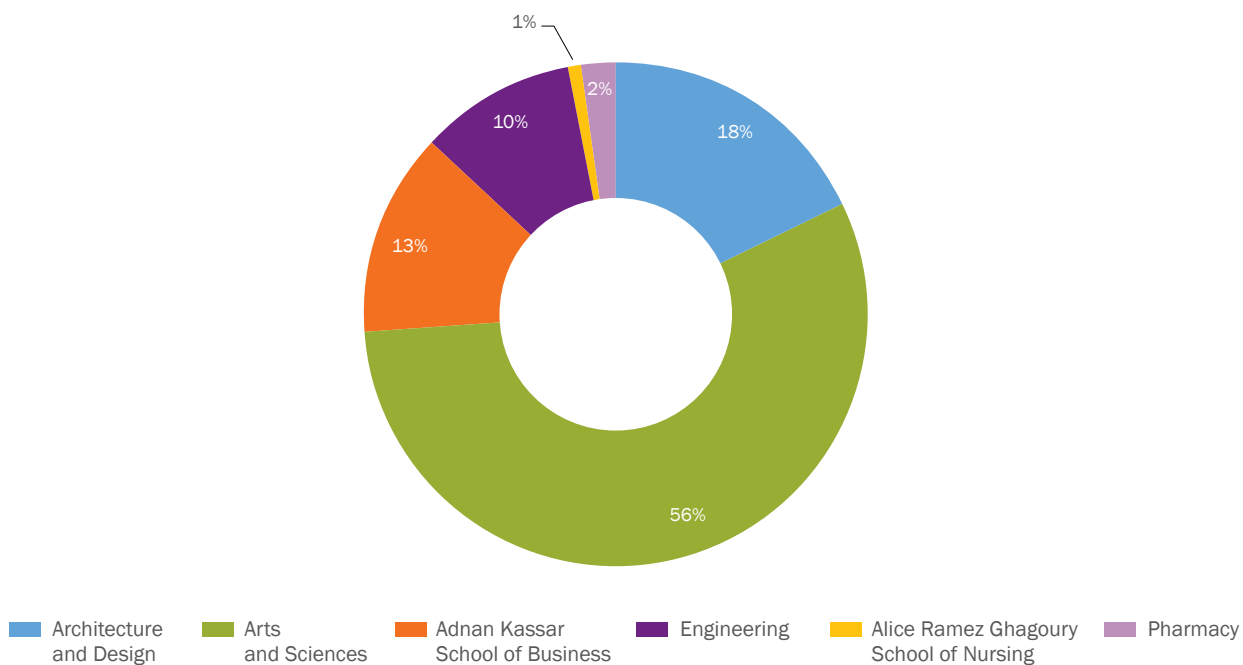
Rank	Average Basic Salary
Professor	\$134,858
Associate Professor	\$85,524
Assistant Professor	\$65,737
Lecturer	\$63,164
Senior Instructor	\$59,815
Instructor	\$42,888
Assistant Instructor	\$39,155

## PART-TIME FACULTY BY SCHOOL AND GENDER FALL 2015

	Female	Male	Total
Architecture and Design	50	42	92
Arts and Sciences	179	97	276
Adnan Kassar School of Business	26	41	67
Engineering	12	36	48
Alice Ramez Ghagoury School of Nursing	1	2	3
Pharmacy	7	3	10
<b>Total</b>	<b>267</b>	<b>220</b>	<b>487</b>

\* Duplicate headcounts occur between schools as faculty may teach in two different schools.

### PART-TIME FACULTY BY SCHOOL

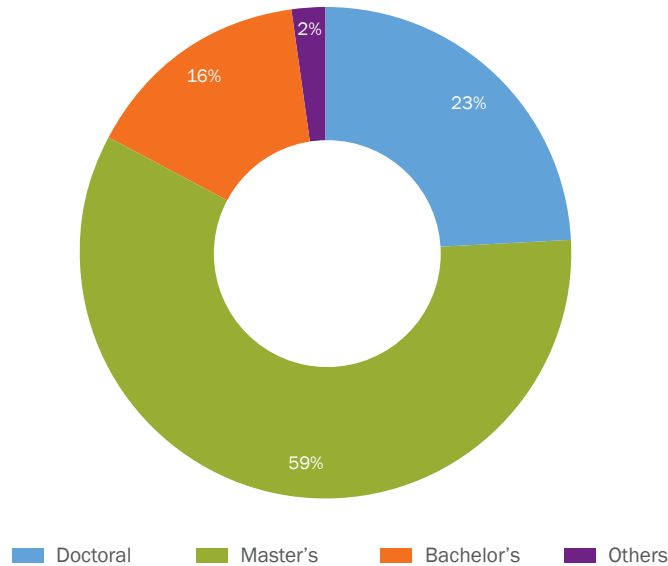


## HIGHEST DEGREE EARNED BY PART-TIME FACULTY | FALL 2015

Rank	Doctoral		Master's		Bachelor's		Others		Total	
	Count	% in School	Count	% in School	Count	% in School	Count	% in School	Count	% in School
Architecture and Design	3	3%	70	76%	15	16%	4	4%	92	100%
Arts and Sciences	72	26%	154	56%	43	16%	7	3%	276	100%
Adnan Kassar School of Business	21	31%	44	66%	2	3%	-	-	67	100%
Engineering	19	40%	14	29%	15	31%	-	-	48	100%
Alice Ramez Ghagoury School of Nursing	-	-	3	100%	-	-	-	-	3	100%
Pharmacy	6	60%	3	30%	1	10%	-	-	10	100%
<b>Total</b>	<b>119</b>	<b>24%</b>	<b>282</b>	<b>58%</b>	<b>75</b>	<b>15%</b>	<b>11</b>	<b>2%</b>	<b>487</b>	<b>100%</b>

\* Duplicate headcounts occur as faculty may teach in two different schools.

### HIGHEST DEGREE EARNED BY PART-TIME FACULTY



## FACULTY FTE BY SCHOOL | FALL 2015

School	FTE
Architecture and Design	64.7
Arts and Sciences	221.0
Adnan Kassar School of Business	90.3
Engineering	49.0
Gilbert and Rose-Marie Chagoury School of Medicine	12.0
Alice Ramez Ghagoury School of Nursing	11.0
Pharmacy	24.3
Graduate Studies & Research	1.0
<b>Total</b>	<b>473.3</b>

## STUDENT-FACULTY RATIO | FALL 2015

Total Students FTE	7,737.3
Total Faculty FTE	473.3
<b>Student-Faculty Ratio</b>	<b>16 to 1</b>

\* STUDENTS FTE = FULL-TIME STUDENTS + 1/3 PART-TIME STUDENTS

\*\* FACULTY FTE = FULL-TIME FACULTY + 1/3 PART-TIME FACULTY

\*\*\* STUDENT-FACULTY RATIO = STUDENTS FTE / FACULTY FTE

## STAFF BY EMPLOYMENT TYPE AND GENDER | FALL 2015

	Full-Time Staff			Part-Time Staff	Total Staff
	Management	Professional	Non-Professional		
Female	31	244	44	84	403
Male	46	123	122	87	378
<b>Total</b>	<b>77</b>	<b>367</b>	<b>166</b>	<b>171</b>	<b>781</b>

### STAFF BY GENDER

