

# FACULTY AND STAFF

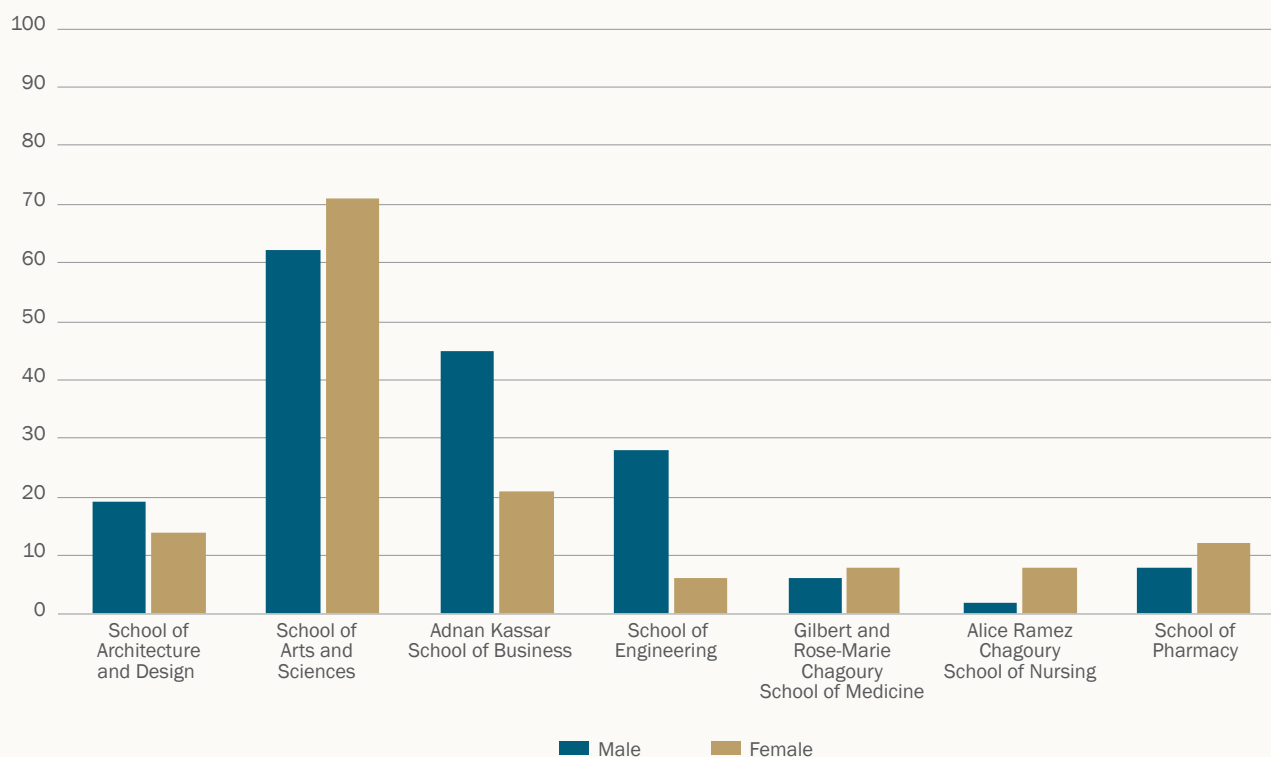


## FULL-TIME FACULTY BY GENDER AND SCHOOL

FALL 2016

	Female	Male	Total
School of Architecture and Design	14	19	33
School of Arts and Sciences	71	62	133
Adnan Kassar School of Business	21	45	66
School of Engineering	6	28	34
Gilbert and Rose-Marie Chagoury School of Medicine	8	6	14
Alice Ramez Chagoury School of Nursing	8	2	10
School of Pharmacy	12	8	20
<b>Total</b>	<b>140</b>	<b>170</b>	<b>310</b>

### FULL-TIME FACULTY BY GENDER AND SCHOOL



## PHYSICIANS AT LAU Medical Center-Rizk Hospital

ACADEMIC YEAR 2016-2017

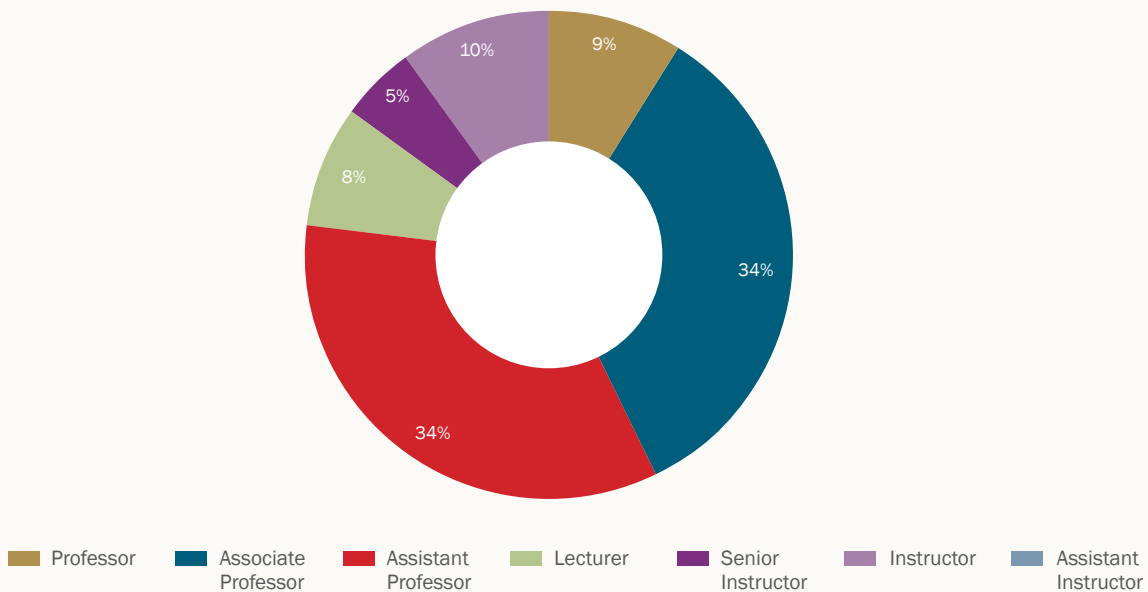
	Female	Male	Total
Full-Time Physicians	20	37	57
Part-Time Physicians	28	59	87

# FULL-TIME FACULTY BY RANK, GENDER AND SCHOOL

FALL 2016

	Gender	Professor	Associate Professor	Assistant Professor	Lecturer	Senior Instructor	Instructor	Assistant Instructor	Total
School of Architecture and Design	Female	-	4	6	4	-	-	-	14
	Male	1	5	7	6	-	-	-	19
School of Arts and Sciences	Female	4	25	19	3	6	14	-	71
	Male	9	25	14	4	7	3	-	62
Adnan Kassar School of Business	Female	-	5	6	6	-	4	-	21
	Male	5	12	22	2	1	2	1	45
School of Engineering	Female	-	2	4	-	-	-	-	6
	Male	5	14	9	-	-	-	-	28
Gilbert and Rose-Marie Chagoury School of Medicine	Female	1	1	6	-	-	-	-	8
	Male	1	1	3	-	-	1	-	6
Alice Ramez Chagoury School of Nursing	Female	1	1	2	-	-	4	-	8
	Male	-	-	-	-	-	2	-	2
School of Pharmacy	Female		5	7	-	-	-	-	12
	Male	1	5	2	-	-	-	-	8
Total	Female	6	43	50	13	6	22		140
	Male	22	62	57	12	8	8	1	170
	Total	28	105	107	25	14	30	1	310

## FULL-TIME FACULTY BY RANK

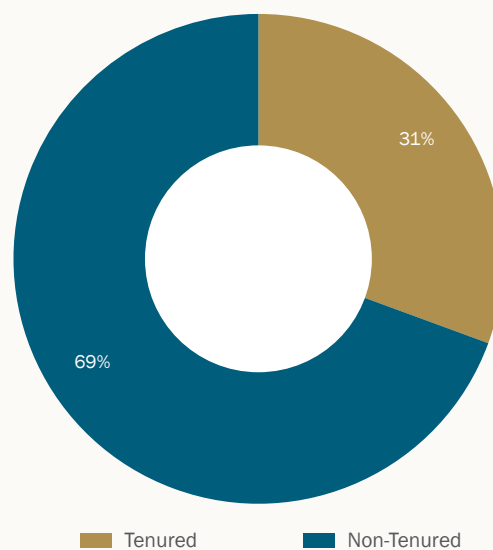


## TENURE STATUS OF FULL-TIME FACULTY BY SCHOOL

FALL 2016

	Tenured		Non-Tenured		Total	
	Count	% of Total	Count	% of Total	Count	% of Total
School of Architecture and Design	6	1.9%	27	8.7%	33	10.6%
School of Arts and Sciences	46	14.8%	87	28.1%	133	42.9%
Adnan Kassar School of Business	15	4.8%	51	16.5%	66	21.3%
School of Engineering	20	6.5%	14	4.5%	34	11.0%
Gilbert and Rose-Marie Chagoury School of Medicine	2	0.6%	12	3.9%	14	4.5%
Alice Ramez Chagoury School of Nursing	1	0.3%	9	2.9%	10	3.2%
School of Pharmacy	5	1.7%	15	4.8%	20	6.5%
<b>Total</b>	<b>95</b>	<b>30.6%</b>	<b>215</b>	<b>69.4%</b>	<b>310</b>	<b>100%</b>

### TENURE STATUS OF FULL-TIME FACULTY



## TENURE STATUS OF FULL-TIME FACULTY BY RANK

FALL 2016

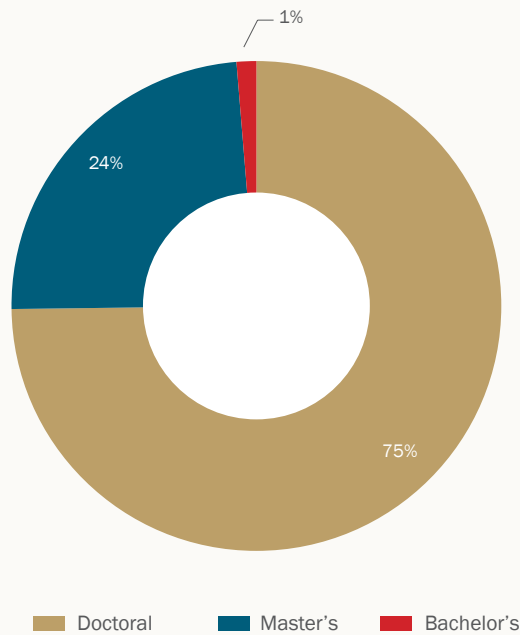
	Tenured		Non-Tenured		Total	
	Count	% of Total	Count	% of Total	Count	% of Total
Professor	16	5.1%	12	3.9%	28	9.0%
Associate Professor	79	25.5%	26	8.4%	105	33.9%
Assistant Professor	-	-	107	34.5%	107	34.5%
Lecturer	-	-	25	8.1%	25	8.1%
Senior Instructor	-	-	14	4.5%	14	4.5%
Instructor	-	-	30	9.7%	30	9.7%
Assistant Instructor	-	-	1	0.3%	1	0.3%
<b>Total</b>	<b>95</b>	<b>30.6%</b>	<b>215</b>	<b>69.4%</b>	<b>310</b>	<b>100%</b>

# HIGHEST DEGREE EARNED BY FULL-TIME FACULTY

FALL 2016

Rank	Doctoral		Master's		Bachelor's		Total	
	Count	% of Total	Count	% of Total	Count	% of Total	Count	% of Total
Professor	28	9.0%	-	-	-	-	28	9.0%
Associate Professor	99	32.0%	6	1.9%	-	-	105	33.9%
Assistant Professor	95	30.6%	11	3.6%	1	0.3%	107	34.5%
Lecturer	9	2.9%	14	4.5%	2	0.7%	25	8.1%
Senior Instructor	-	-	13	4.2%	1	0.3%	14	4.5%
Instructor	1	0.3%	29	9.4%	-	-	30	9.7%
Assistant Instructor	-	-	1	0.3%	-	-	1	0.3%
<b>Total</b>	<b>232</b>	<b>74.8%</b>	<b>74</b>	<b>23.9%</b>	<b>4</b>	<b>1.3%</b>	<b>310</b>	<b>100%</b>

HIGHEST DEGREE EARNED BY FULL-TIME FACULTY



## FULL-TIME FACULTY WITH DOCTORAL DEGREES

FALL 2016

	Count in School	Percent in School	Percent of Total
School of Architecture and Design	8	24.2	3.4
School of Arts and Sciences	101	75.9	43.5
Adnan Kassar School of Business	52	78.8	22.4
School of Engineering	34	100.0	14.7
Gilbert and Rose-Marie Chagoury School of Medicine	14	100.0	6.0
Alice Ramez Chagoury School of Nursing	4	40.0	1.7
School of Pharmacy	19	95.0	8.2
<b>Total</b>	<b>232</b>	<b>74.8</b>	<b>100</b>

## FULL-TIME FACULTY AGE RANGE BY RANK

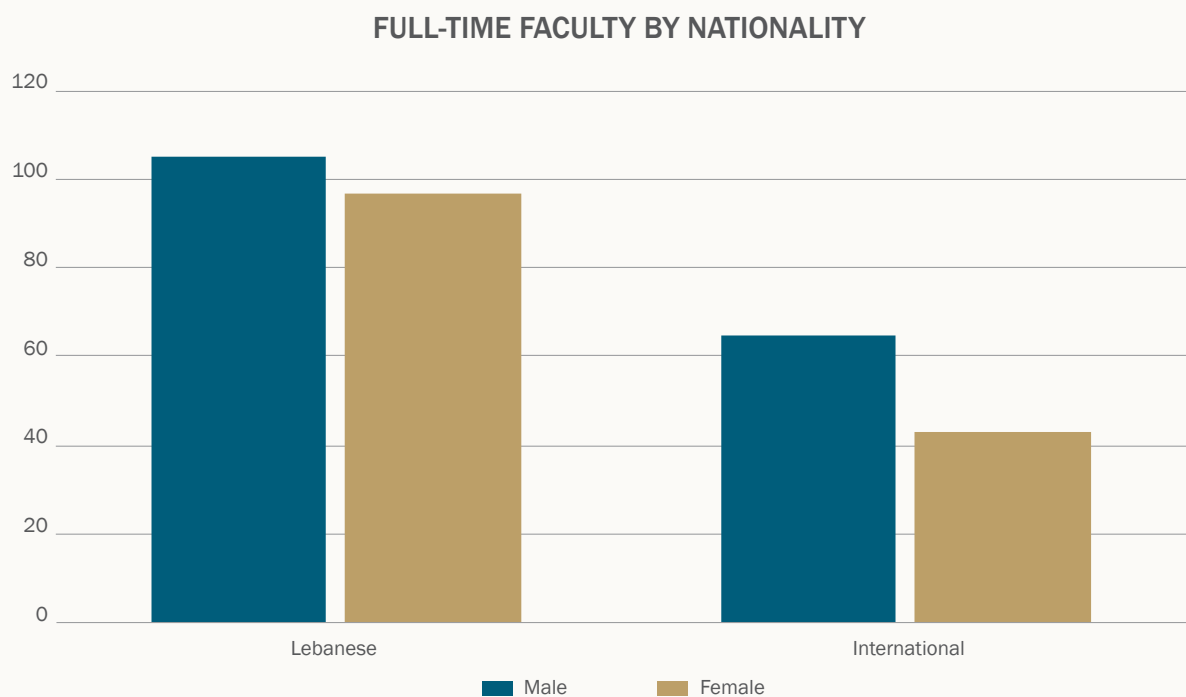
FALL 2016

	20 - 29	30 - 39	40 - 49	50 - 59	60 and above
Professor	-	-	-	15	13
Associate Professor	-	20	34	34	17
Assistant Professor	4	59	26	15	3
Lecturer	1	3	4	10	7
Senior Instructor	-	-	2	9	3
Instructor	2	10	7	5	6
Assistant Instructor	-	1	-	-	-
<b>Total</b>	<b>7</b>	<b>93</b>	<b>73</b>	<b>88</b>	<b>49</b>

## FULL-TIME FACULTY BY NATIONALITY

FALL 2016

	Female		Male	
	Count	Percent of Total Faculty	Count	Percent of Total Faculty
Lebanese	97	31.30	105	33.90
International	43	13.80	65	21.00
<b>Total</b>	<b>140</b>	<b>45.10</b>	<b>170</b>	<b>54.90</b>





## FULL-TIME FACULTY AVERAGE BASIC SALARIES BY RANK (IN \$)

FALL 2016

Rank	Average Basic Salary
Professor	\$128,857
Associate Professor	\$85,779
Assistant Professor	\$65,407
Lecturer	\$63,988
Senior Instructor	\$60,853
Instructor	\$43,832
Assistant Instructor	\$34,271


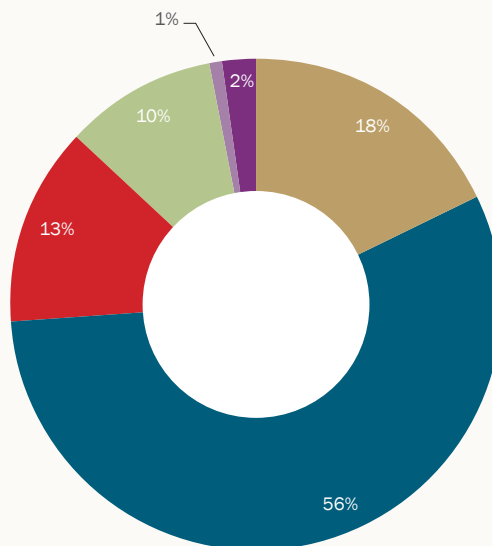
## PART-TIME FACULTY BY SCHOOL AND GENDER

FALL 2016

	Female	Male	Total
School of Architecture and Design	48	37	85
School of Arts and Sciences	174	111	285
Adnan Kassar School of Business	28	43	71
School of Engineering	18	36	54
Alice Ramez Ghagoury School of Nursing	2	2	4
School of Pharmacy	10	1	11
<b>Total</b>	<b>274</b>	<b>229</b>	<b>503</b>

\* Duplicate headcounts occur between schools as faculty may teach in two different schools, yet the total headcount is unduplicated.

### PART-TIME FACULTY BY SCHOOL



## FACULTY FTE BY SCHOOL

FALL 2016

School	FTE
School of Architecture and Design	61.3
School of Arts and Sciences	228.0
Adnan Kassar School of Business	89.7
School of Engineering	52.0
Gilbert and Rose-Marie Chagoury School of Medicine	100.0
Alice Ramez Ghagoury School of Nursing	11.3
School of Pharmacy	23.7
<b>Total</b>	<b>566.0</b>

## STUDENT-FACULTY RATIO

FALL 2016

Total Students FTE	7,869.0
Total Faculty FTE	566.0
<b>Student-Faculty Ratio</b>	<b>14 to 1</b>

\* Students FTE = full-time students + 1/3 part-time students

\*\* Faculty FTE = full-time faculty + 1/3 part-time faculty

\*\*\* Student-Faculty Ratio = Students FTE / Faculty FTE

## STAFF BY EMPLOYMENT TYPE AND GENDER

FALL 2016

	Full-Time Staff			Part-Time Staff	Total Staff
	Management	Professional	Non-Professional		
Female	35	251	40	102	428
Male	46	128	118	77	369
<b>Total</b>	<b>81</b>	<b>379</b>	<b>158</b>	<b>179</b>	<b>797</b>

### STAFF BY GENDER

