



## FACTS AND FIGURES

*Fall 2018*

Department of Institutional Research and Assessment

**Control:** Private, not-for-profit, independent

**Type:** Coeducational

**Academic Calendar:** A fall and spring semester in addition to one summer sessions

**Degrees offered:** Bachelor's, Master's, Post-bachelor's Certificate, Post Graduate Diploma and Doctoral Degree-Professional Practice.

**Schools:**

School of Architecture and Design, School of Arts and Sciences, Adnan Kassar School of Business, School of Engineering, Gilbert & Rose-Marie Chagoury School of Medicine, Alice Ramez Chagoury School of Nursing and School of Pharmacy.

**Degree programs:** Academic offerings include 65 degree programs in 59 different major fields: 40 bachelor's degree programs, 20 master's degree programs, 2 professional degree programs, 1 graduate diploma and 2 post-bachelor's certificates.

**Mission:** The Lebanese American University is committed to academic excellence, student-centeredness, civic engagement, the advancement of scholarship, the education of the whole person, and the formation of leaders in a diverse world.

**Charter:** LAU is chartered by the Board of Regents of the University of the State of New York. The University of the State of New York is the sole entity authorized by the State of New York to incorporate higher education institutions and authorize them to confer degrees.

**Accreditation:** Degrees awarded by the Lebanese American University are officially registered with the Ministry of Higher Education in Lebanon and with the Board of Education in the State of New York.

**Institutional Accreditation:** LAU is accredited by the New England Commission of Higher Education, Inc. (NECHE). NECHE is the regional accrediting association in the United States developing and regularly reviewing standards for educational institutions of all levels. Recognized by the U.S. Department of Education, NECHE accredits 241 colleges and universities in the six-state New England region as well as 11 institutions overseas.

## Program Accreditation:

The Lebanese American University School of Pharmacy's **Doctor of Pharmacy** program is accredited by the Accreditation Council for Pharmacy Education, 135 South LaSalle Street, Suite 4100, Chicago, IL 60503, 312/664-3575; FAX 312/664-4652, web site [www.acpe-accredit.org](http://www.acpe-accredit.org)

The Bachelor of Engineering degree program in **Civil Engineering** is accredited by the Engineering Accreditation Commission of ABET, [www.abet.org](http://www.abet.org)

The Bachelor of Engineering degree program in **Computer Engineering** is accredited by the Engineering Accreditation Commission of ABET, [www.abet.org](http://www.abet.org)

The Bachelor of Engineering degree program in **Electrical Engineering** is accredited by the Engineering Accreditation Commission of ABET, [www.abet.org](http://www.abet.org)

The Bachelor of Engineering degree program in **Industrial Engineering** is accredited by the Engineering Accreditation Commission of ABET, [www.abet.org](http://www.abet.org)

The Bachelor of Engineering degree program in **Mechanical Engineering** is accredited by the Engineering Accreditation Commission of ABET, [www.abet.org](http://www.abet.org)

The **Bachelor of Science** degree program in **Computer Science** was formally accredited by the Computing Accreditation Commission of ABET, [www.abet.org](http://www.abet.org)

The **Bachelor of Science in Nursing** at the Lebanese American University- Alice Ramez Chagoury School of Nursing is accredited by the Commission on Collegiate Nursing Education, 655 K Street, NW, Suite 750, Washington, DC 20001, (202)-887-6791.

The Lebanese American University, Adnan Kassar School of Business, an AACSB-accredited school, offers the following programs **B.S. in Business, B.S. in Economics, B.S. in Hospitality and Tourism Management, M.B.A. and Executive M.B.A.**

The **Bachelor of Architecture** degree is officially recognized by the French government, as equivalent to the 'Diplome d'Etat d'Architecte', the professional diploma entitling its holders to practice and apply for professional licensure.

The National Architectural Accrediting Board (NAAB), which accredits all architecture programs in the United States, has recently granted continuing candidacy of the Bachelor of Architecture as of 2018. ([www.naab.org](http://www.naab.org)).

## Degrees Offered – Fall 2018

### School of Architecture & Design

Bachelor of Architecture  
B.A. in Fashion Design\*  
B.A. in Fine Arts  
B.A. in Interior Architecture  
B.S. in Graphic Design\*  
B.S. in Interior Design  
Mutaz & Rada Sawwaf M.A. in Islamic Art & Architecture

### School of Arts & Sciences

B.A. in Arabic Language & Literature  
B.A. in Communication  
B.A. in Education  
B.A. in English  
B.A. in History  
B.A. in Multimedia Journalism  
B.A. in Performing Arts  
B.A. in Philosophy  
B.A. in Political Science  
B.A. in Political Science/International Affairs  
B.A. in Psychology  
B.A. in Social Work and Community Development  
B.A. in Television & Film  
B.A. in Translation  
B.S. in Applied Physics  
B.S. in Bioinformatics  
B.S. in Biology  
B.S. in Chemistry  
B.S. in Computer Science  
B.S. in Mathematics  
B.S. in Nutrition  
B.S. in Nutrition & Dietetics - Coordinated Program

M.A. in Education  
M.A. in International Affairs  
M.A. in Migration Studies  
M.A. in Interdisciplinary Gender Studies  
M.S. in Applied & Computational Mathematics  
M.S. in Computer Science  
M.S. in Molecular Biology  
M.S. in Nutrition  
Teaching Diploma in Education  
Diploma in Learning Disabilities & Giftedness

### The Adnan Kassar School of Business

B.S. in Business Studies  
B.S. in Economics  
B.S. in Hospitality & Tourism Management  
Master of Business Administration (M.B.A.)  
M.A. in Applied Economics  
M.S. in Human Resources Management  
Executive Master of Business Administration (E.M.B.A.)

## **School of Engineering**

B.E. in Civil Engineering  
B.E. in Computer Engineering  
B.E. in Electrical Engineering  
B.E. in Industrial Engineering  
B.E. in Mechanical Engineering  
B.E. in Mechatronics Engineering  
B.E. in Petroleum Engineering  
M.S. in Civil & Environmental Engineering  
M.S. in Computer Engineering  
M.S. in Industrial Engineering & Engineering Management  
Pro-Green Diploma

## **Gilbert and Rose-Marie Chagoury School of Medicine**

Doctor of Medicine (M.D.)

## **Alice Ramez Chagoury School of Nursing**

B.S. in Nursing

## **School of Pharmacy**

B.S. in Pharmacy  
M.S. in Pharmaceutical Development and Management  
Doctor of Pharmacy (Pharm.D.)

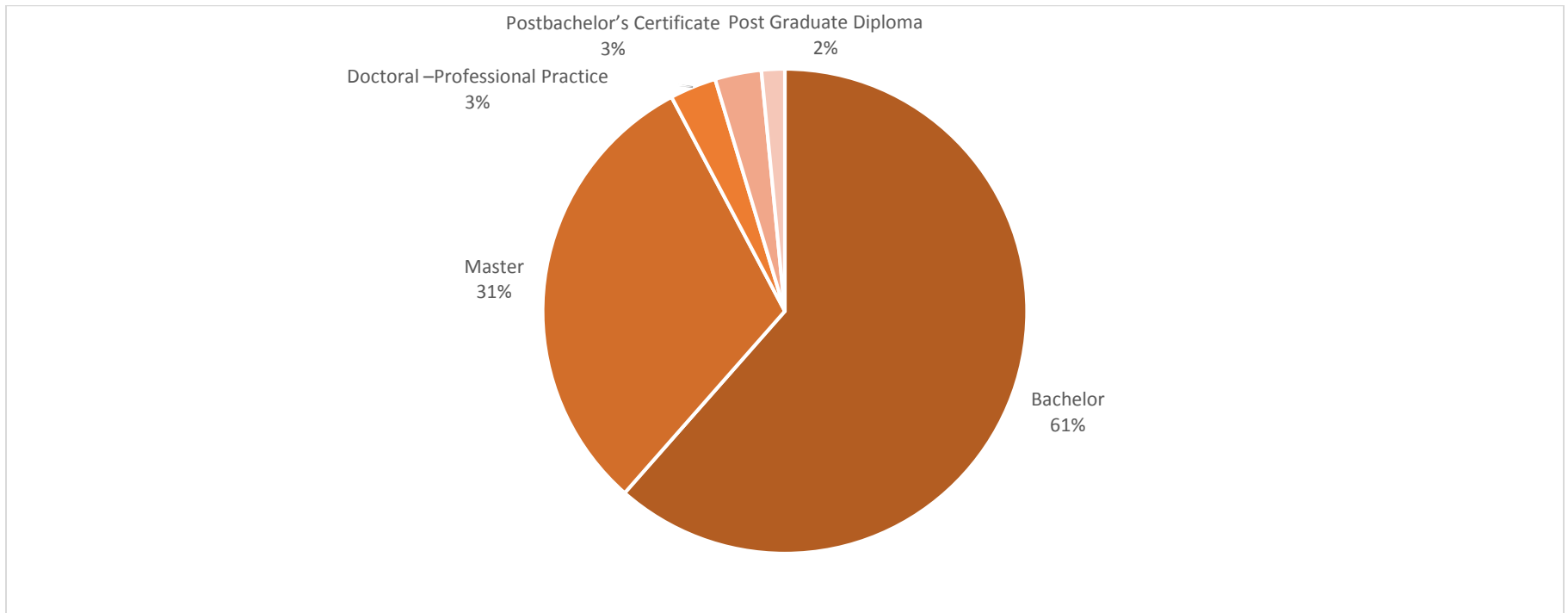
## **Graduate Studies & Research**

Executive M.A. in Actuarial Science

*\* Pending completion of registration formalities with the New York State Education Department (NYSED)*

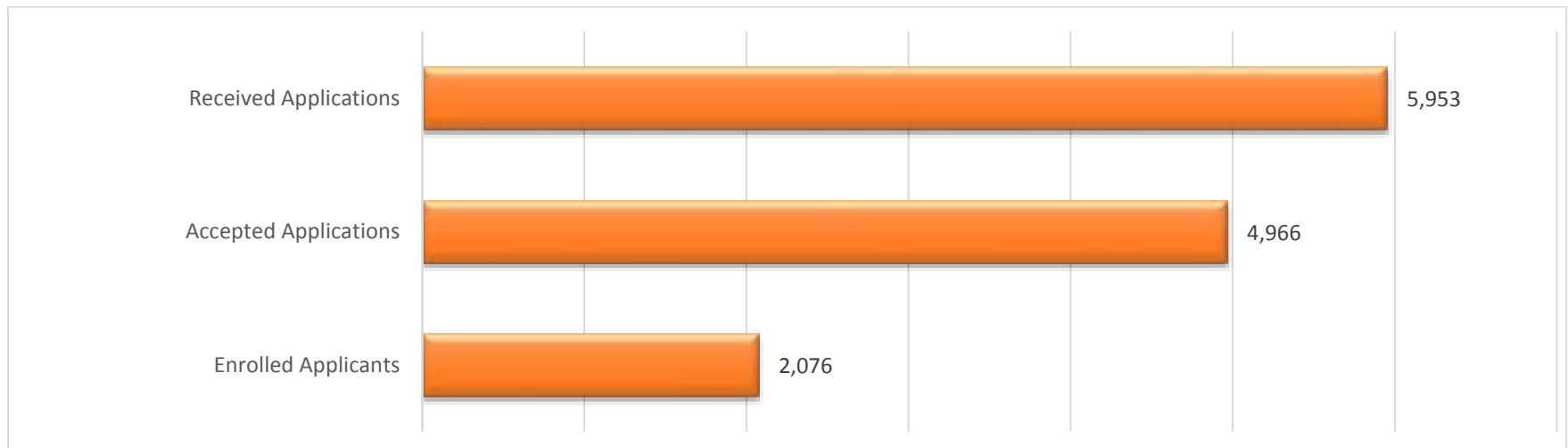
## Degree Programs Offered - Fall 2018

	Bachelor	Master	Doctoral – Professional Practice	Postbachelor’s Certificate	Post Graduate Diploma
School of Architecture & Design	6	1			
School of Arts and Sciences	22	9		2	
Adnan Kassar School of Business	3	4			
School of Engineering	7	4			1
Gilbert & Rose-Marie Chagoury School of Medicine			1		
Alice Ramez Chagoury School of Nursing	1				
School of Pharmacy	1	1	1		
Office of Graduate Studies & Research		1			
<b>Total</b>	<b>40</b>	<b>20</b>	<b>2</b>	<b>2</b>	<b>1</b>



## Admissions by School and Level - Fall 2018

	Undergraduate			Graduate			Doctoral – Professional Practice		
	Applied	Accepted	Enrolled	Applied	Accepted	Enrolled	Applied	Accepted	Enrolled
School of Architecture & Design	365	310	103						
School of Arts and Sciences	2446	2116	840	232	115	81			
Adnan Kassar School of Business	911	817	362	251	163	100			
School of Engineering	1058	922	296	17	13	10			
Gilbert & Rose-Marie Chagoury School of Medicine							169	83	63
Alice Ramez Chagoury School of Nursing	102	85	50						
School of Pharmacy	239	204	84	18	11	7	53	46	35
Graduate Studies & Research				1	0	0			
No College Designated **	86	76	41	5	5	4			
<b>Total</b>	<b>5207</b>	<b>4530</b>	<b>1776</b>	<b>524</b>	<b>307</b>	<b>202</b>	<b>222</b>	<b>129</b>	<b>98</b>
% Accepted / Applied	<b>87.00%</b>			<b>58.59%</b>			<b>58.11%</b>		
% Enrolled / Accepted	<b>39.21%</b>			<b>65.80%</b>			<b>75.97%</b>		
<i>** Others include Special, Exchange, Study Abroad and Bridge students</i>									



## Financial Aid Program – AY 2017-2018

Type of Aid AY 2017-2018	Headcount	Amount in \$
Entrance Scholarships	278	\$ 1,120,868.30
Baccalaureate Scholarships	166	\$ 1,576,363.00
Honor Scholarships	851	\$ 3,381,217.65
Merit Scholarships	115	\$ 1,879,087.50
NCSR (Lebanese Scientific Research Grant)	21	\$ 403,817.00
Athletic Scholarships	122	\$ 290,634.45
Talent Scholarships	154	\$ 879,996.25
Work Aid	2,716	\$ 5,515,026.13
Grants	2,945	\$ 12,227,586.04
LAU Loans	1,083	\$ 1,523,973.19
MEPI-TL (US Dept. of State Grant)	84	\$ 403,016.50
USP (USAID Grant)	240	\$ 1,391,311.80
FAFSA (US Federal Loans)	44	\$ 395,329.00
Sponsorships	189	\$ 1,127,130.11
Graduate Assistantships	314	\$ 1,948,183.40
<b>Total</b>	<b>4,605</b>	<b>\$ 34,063,540.32</b>

*\*\* Duplicates occur at the level of the number of awards as a student may benefit from more than one type of financial aid, yet the total financial aid headcount is unduplicated.*



## Enrollment by School and Level - Fall 2018

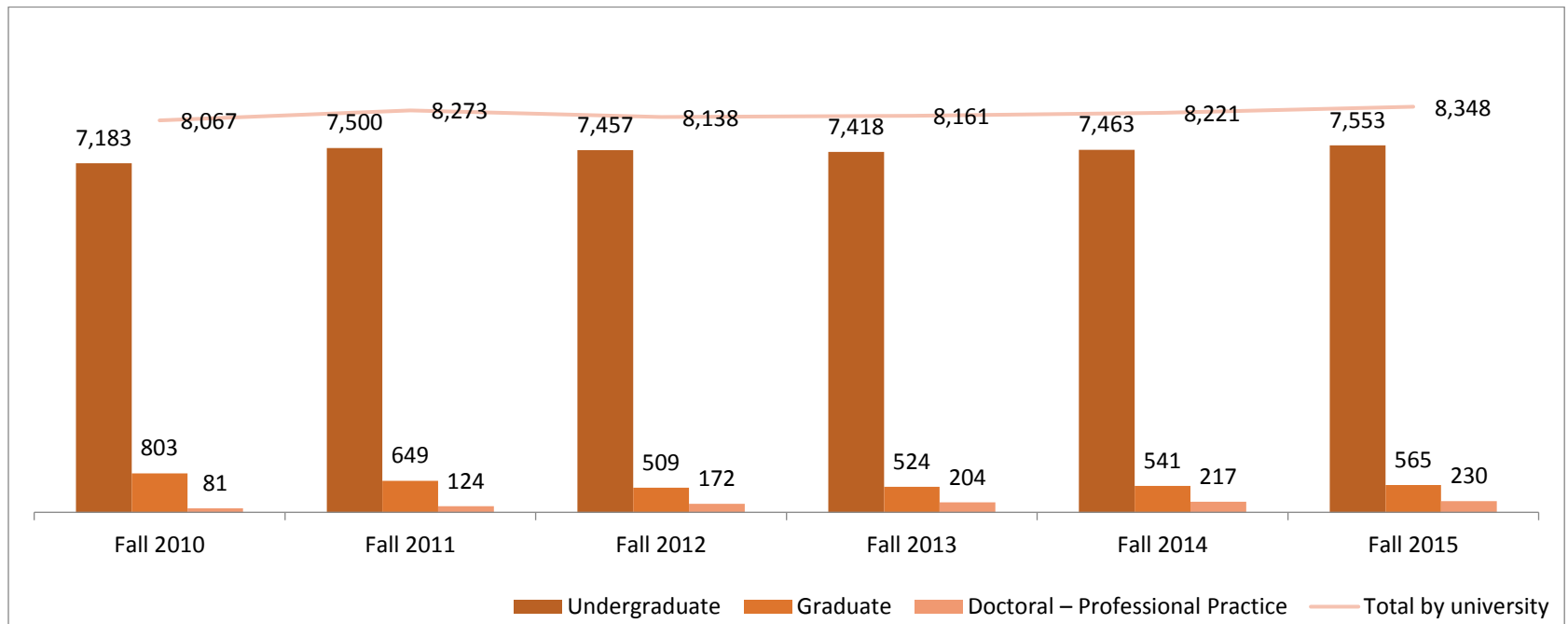
	Undergraduate			Graduate			Professional		
	Female	Male	Total	Female	Male	Total	Female	Male	Total
School of Architecture & Design	584	206	790	6	2	8			
School of Arts & Sciences	1,456	893	2,349	205	69	274			
Adnan Kassar School of Business	910	1,307	2,217	239	161	400			
School of Engineering	324	1,089	1,413	8	14	22			
Gilbert & Rose-Marie Chagoury School of Medicine							105	116	221
Alice Ramez Chagoury School of Nursing	71	48	119						
School of Pharmacy	356	76	432	6	1	7	31	5	36
Graduate Studies & Research				-	1	1			
No College Designated	44	69	113	1	3	4			
<b>Total</b>	<b>3,745</b>	<b>3,688</b>	<b>7,433</b>	<b>465</b>	<b>251</b>	<b>716</b>	<b>136</b>	<b>121</b>	<b>257</b>
<b>% of Total</b>	<b>50%</b>	<b>50%</b>	<b>100%</b>	<b>65%</b>	<b>35%</b>	<b>100%</b>	<b>53%</b>	<b>47%</b>	<b>100%</b>

Total Enrollment for Fall 2018 for LAU is 8,406: 4,346 Females and 4,060 Males.

\*\* Include Special, Exchange, Study Abroad, Bridge SAS and Bridge SOB students.

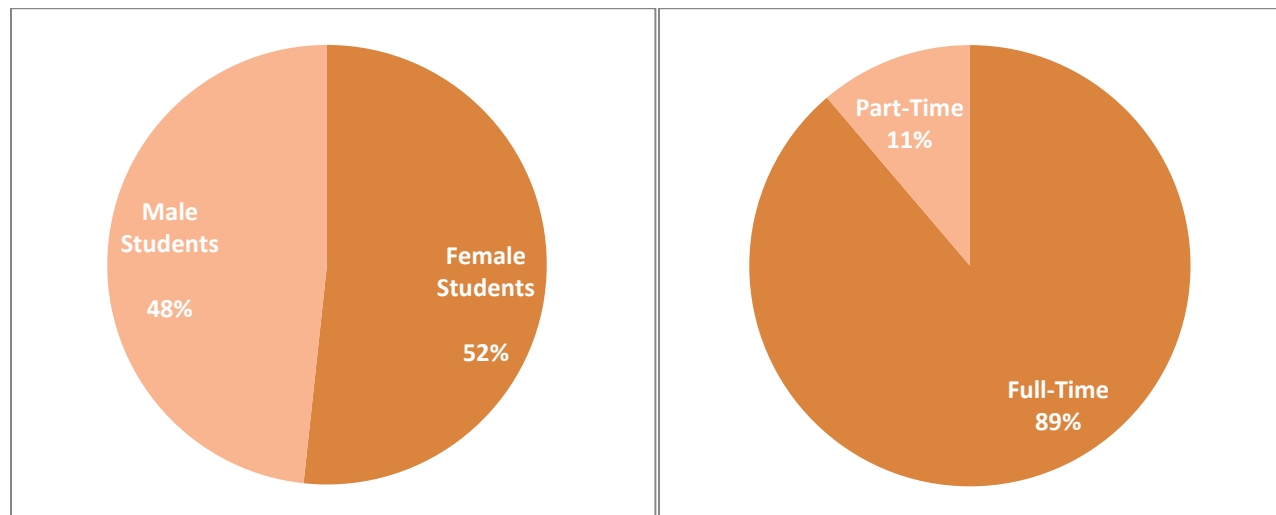
## Enrollment Trends

Term	Fall 2010	Fall 2011	Fall 2012	Fall 2013	Fall 2014	Fall 2015	Fall 2016	Fall 2017	Fall 2018
Undergraduate	7,183	7,500	7,457	7,418	7,463	7,553	7,590	7,558	7,433
Graduate	803	649	509	524	541	565	672	737	716
Doctoral – Professional Practice	81	124	172	204	217	230	231	233	257
<b>Total by university</b>	<b>8,067</b>	<b>8,273</b>	<b>8,138</b>	<b>8,161</b>	<b>8,221</b>	<b>8,348</b>	<b>8,493</b>	<b>8,528</b>	<b>8,406</b>



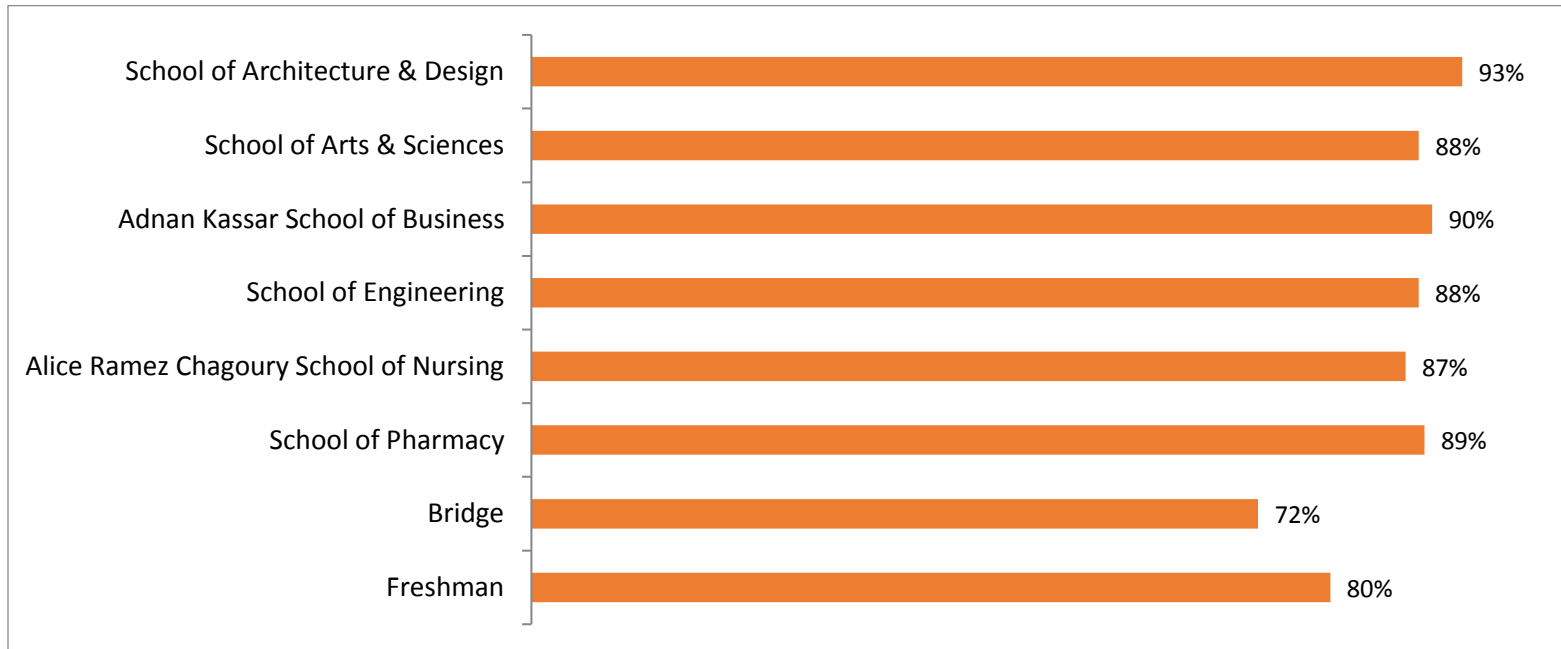
## STUDENTS CHARACTERISTICS – Fall 2018

	Headcount	Percent of Total*
Lebanon	6,872	82%
International	1,534	18%
Female Students	4,346	52%
Male Students	4,060	48%
Degree Seeking Students	8,380	99.7%
Non-Degree Seeking Students	26	0.3%
Full-Time Undergraduate Students	7,012	94%
Part-Time Undergraduate Students	421	6%
Full-Time Graduate Students	194	27%
Part-Time Graduate Students	522	73%
Full-Time Professional Students	257	100%



## RETENTION RATES: FIRST TIME STUDENTS - Cohort Fall 2017

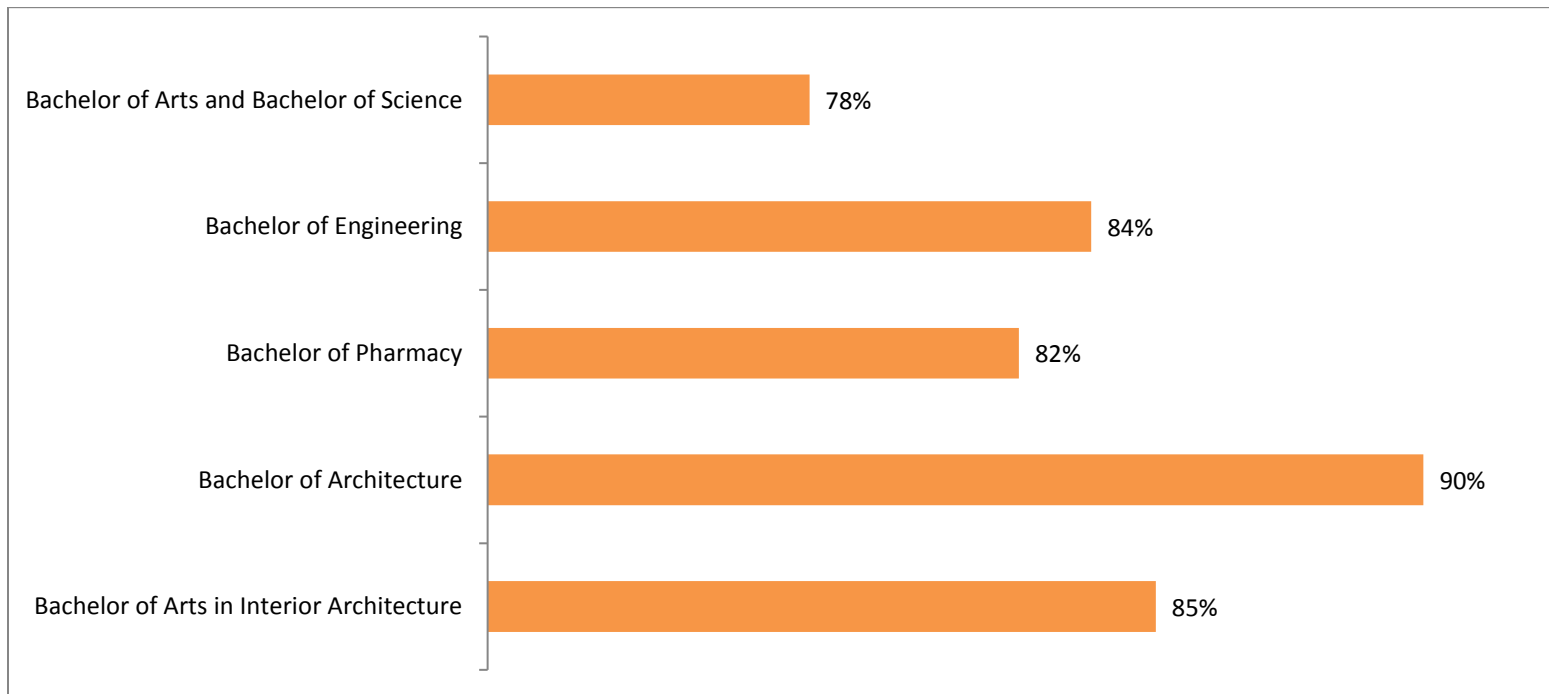
College	Entering Cohort	Returning Fall 2017
School of Architecture & Design	124	93%
School of Arts & Sciences	501	88%
Adnan Kassar School of Business	371	90%
School of Engineering	293	88%
Alice Ramez Chagoury School of Nursing	31	87%
School of Pharmacy	109	89%
Bridge	29	72%
Freshman	255	80%
	<b>1,713</b>	<b>87%</b>



## 150% GRADUATION RATES - Cohort Fall 2009

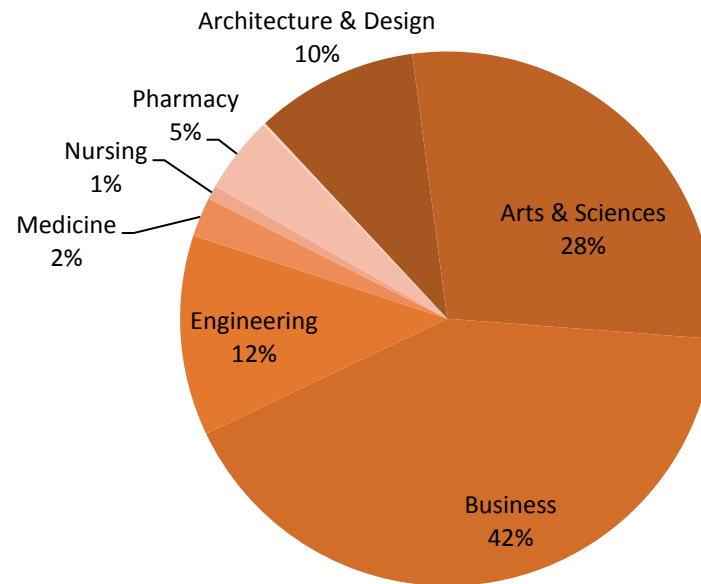
Bachelor Degree	Perc Grad Rate
Bachelor of Arts and Bachelor of Science	78%
Bachelor of Engineering	84%
Bachelor of Pharmacy	82%
Bachelor of Architecture	90%
Bachelor of Arts in Interior Architecture	85%

Bachelor's Degrees	80%
--------------------	-----



## DEGREES CONFERRED BY SCHOOL from July 1, 2017 to June 30, 2018\*

Long Description	Associate	Bachelor's	Master's	Doctoral	Post Bachelor
School of Architecture & Design		199			
School of Arts & Sciences	1	472	64		35
Adnan Kassar School of Business	1	650	192		
School of Engineering		241	4		
Gilbert & Rose-Marie Chagoury School of Medicine				48	
Alice Ramez Chagoury School of Nursing		17			
School of Pharmacy		66		28	
Office of Graduate Studies & Research			3		
<b>Total</b>	<b>2</b>	<b>1,645</b>	<b>263</b>	<b>76</b>	<b>35</b>



## Faculty – Fall 2018

	Full-Time	% Female	Part-Time	% Female
School of Architecture & Design	33	33.3%	81	58.0%
School of Arts & Sciences	131	52.7%	305	65.2%
Adnan Kassar School of Business	73	30.1%	60	40.0%
School of Engineering	41	12.2%	55	41.8%
Gilbert & Rose-Marie Chagoury School of Medicine	15	53.3%		
Alice Ramez Chagoury School of Nursing	9	77.8%	3	66.7%
School of Pharmacy	21	61.9%	11	72.7%
<b>Total</b>	<b>323</b>	<b>41.8%</b>	<b>515</b>	<b>58.8%</b>

\*\* Duplicate headcounts in part-time faculty counts occur as faculty may teach in two different schools.

Physicians UMC-RH	70	34.3%	121	17.4%
-------------------	----	-------	-----	-------

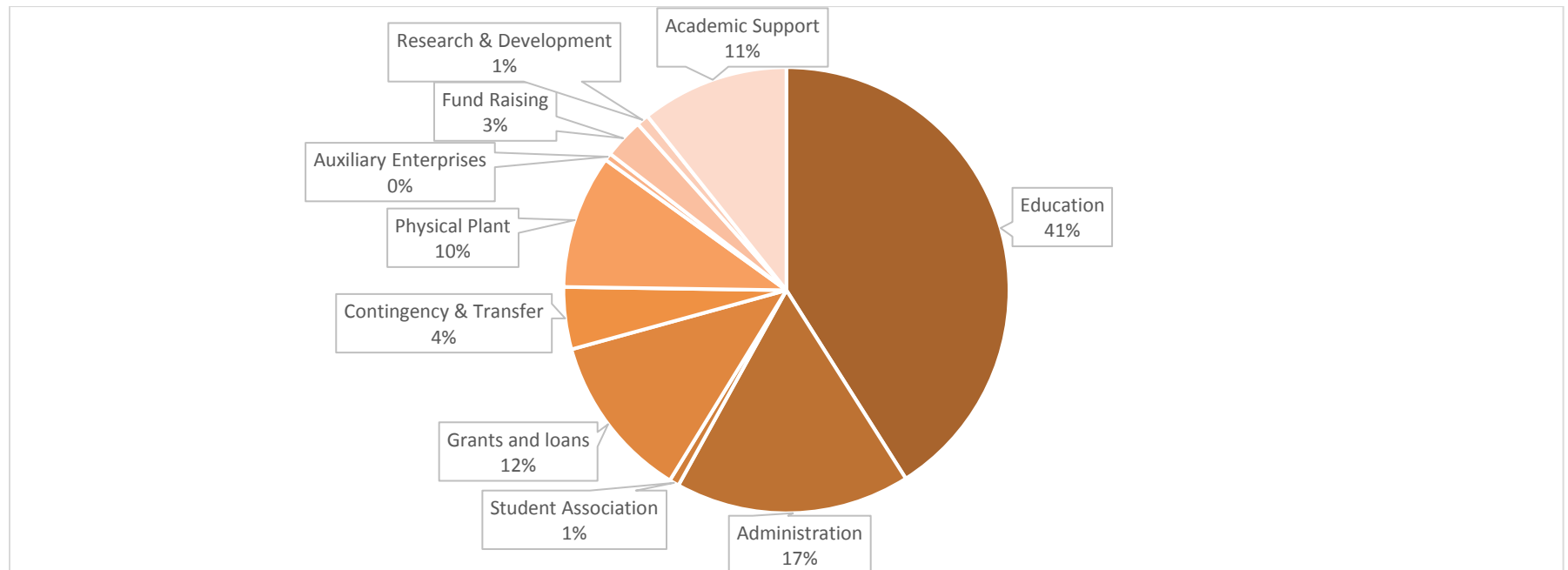
## Staff – Fall 2018

	Full-Time Staff	Part-Time Staff
Male	329	92
Female	338	116
<b>Total</b>	<b>667</b>	<b>208</b>

## Finances 2017-2018

OPERATING BUDGET: \$ 188,556,664

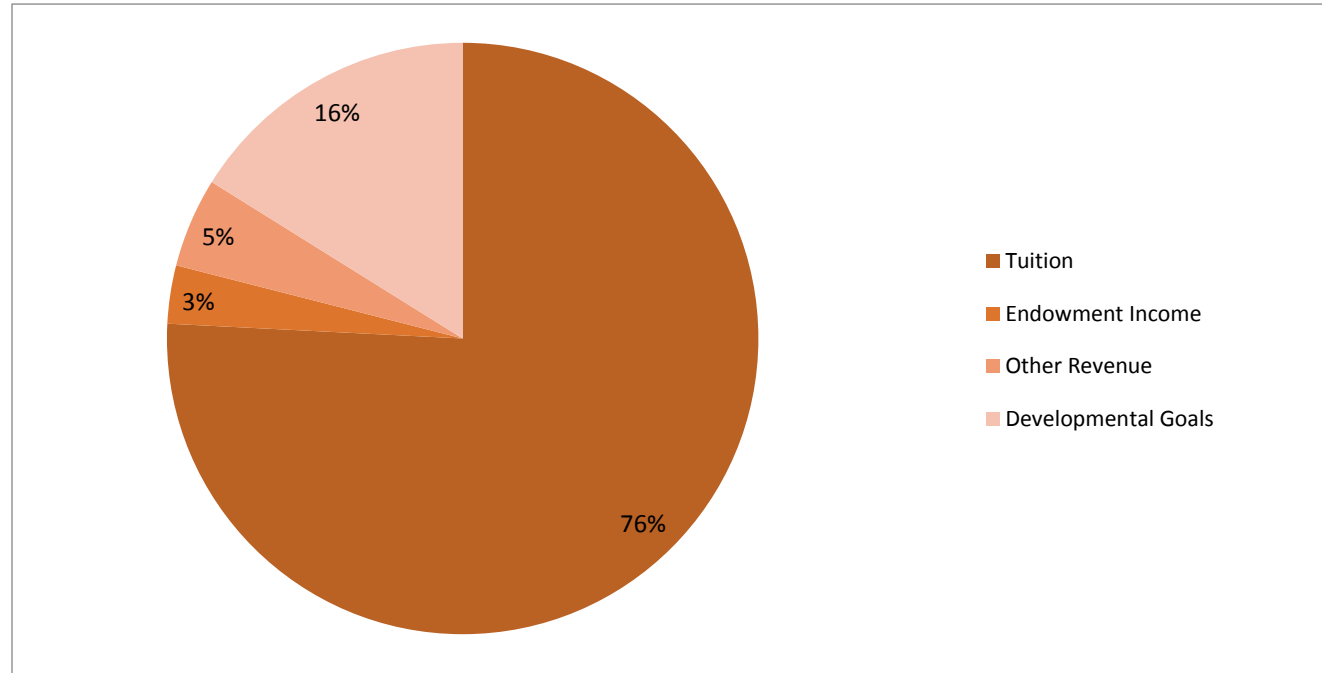
Expenses by Function	2017-2018
Education	\$ 77,316,818
Administration	\$ 32,141,714
Student Association	\$ 1,334,083
Grants and loans	\$ 22,569,853
Contingency & Transfer	\$ 8,500,000
Physical Plant	\$ 18,307,176
Auxiliary Enterprises	\$ 1,016,635
Fund Raising	\$ 5,471,055
Research & Development	\$ 1,681,140
Academic Support	\$ 20,218,190
<b>Total</b>	<b>\$ 188,556,664</b>





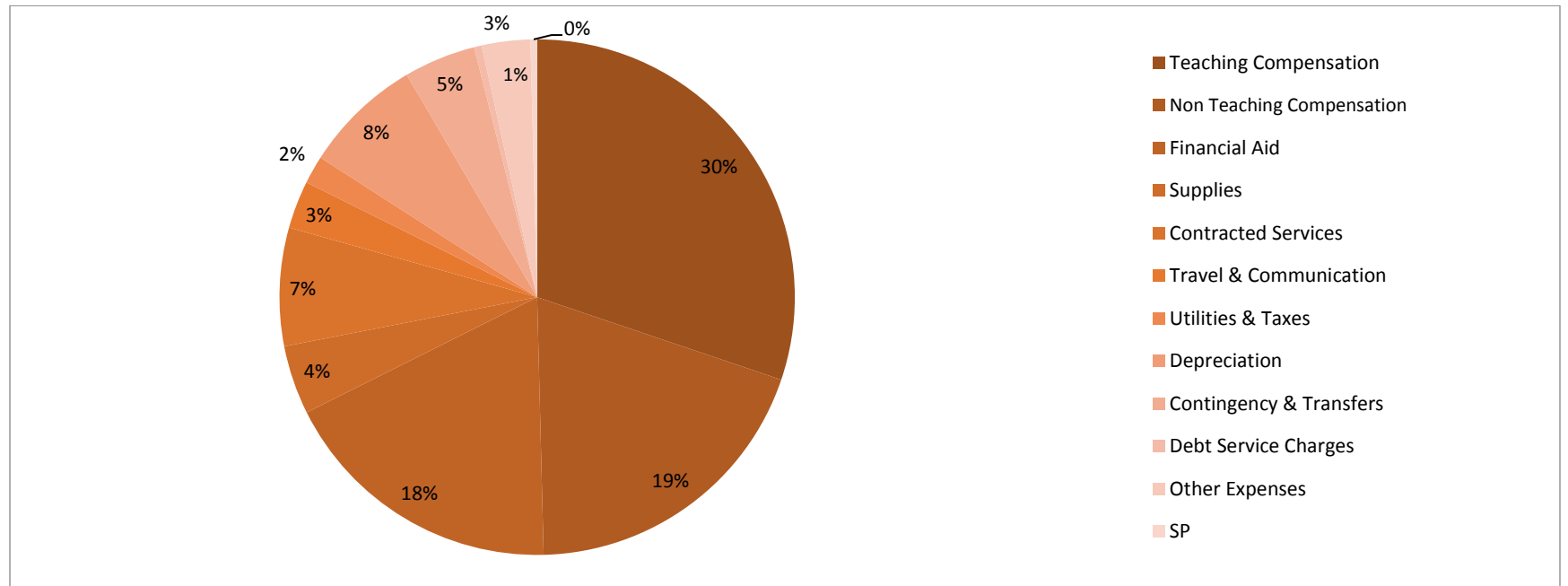
## Revenue Budget 2017-2018

Tuition	142,922,506
Endowment Income	6,000,000
Other Revenue	9,228,333
Developmental Goals	30,405,825
<b>Total</b>	<b>188,556,664</b>



## Expense Budget 2017-2018

Teaching Compensation	56,929,117
Non-Teaching Compensation	36,588,360
Financial Aid	33,988,065
Supplies	8,140,378
Contracted Services	13,969,830
Travel & Communication	5,655,288
Utilities & Taxes	3,311,785
Depreciation	14,050,475
Contingency & Transfers	8,500,000
Debt Service Charges	895,000
Other Expenses	5,733,365
SP	795,000
<b>Total</b>	<b>188,556,663</b>



## Library Holdings 2017-2018

Print Books	386,832
e-Books	450,183
Print/microform serial subscriptions	546
e-Journals (Full text)	82,570
Media materials	16,421
Online & Open Access databases	134



## Alumni

Female Alumni	24,502
Male Alumni	19,703
<b>Total Alumni</b>	<b>44,205</b>

<b>Number of Alumni Chapters: 42</b>			
Algeria	Ghana	Malta	South Africa
Angola	Greece	Mexico	Spain
Argentina	Guinea	Monaco	Sudan
Australia	Haiti	Morocco	Sweden
Austria	Holland	Mozambique	Switzerland
Bahrain	India	New Zealand	Syria
Belgium	Indonesia	Nigeria	Taiwan
Benin	Iran	Norway	Tanzania
Brazil	Iraq	Oman	Thailand
Canada	Ireland	Pakistan	Tunisia
China	Italy	Palestine	Turkey
Colombia	Ivory Coast	Panama	Uganda
Cyprus	Jamaica	Philippines	Ukraine
Democratic Republic of the Congo	Japan	Poland	United Arab Emirates
Denmark	Jordan	Qatar	United Kingdom
Egypt	Korea	Republic of Singapore	United States of America
Ethiopia	Kuwait	Romania	Unknown
Finland	Lebanon	Russia	Venezuela
France	Liberia	Saudi Arabia	Vietnam
Gabon	Libya	Senegal	West Indies
Gambia	Luxembourg	Sierra Leone	Yemen
Germany	Malaysia	Somalia	Zimbabwe