

FACULTY AND STAFF

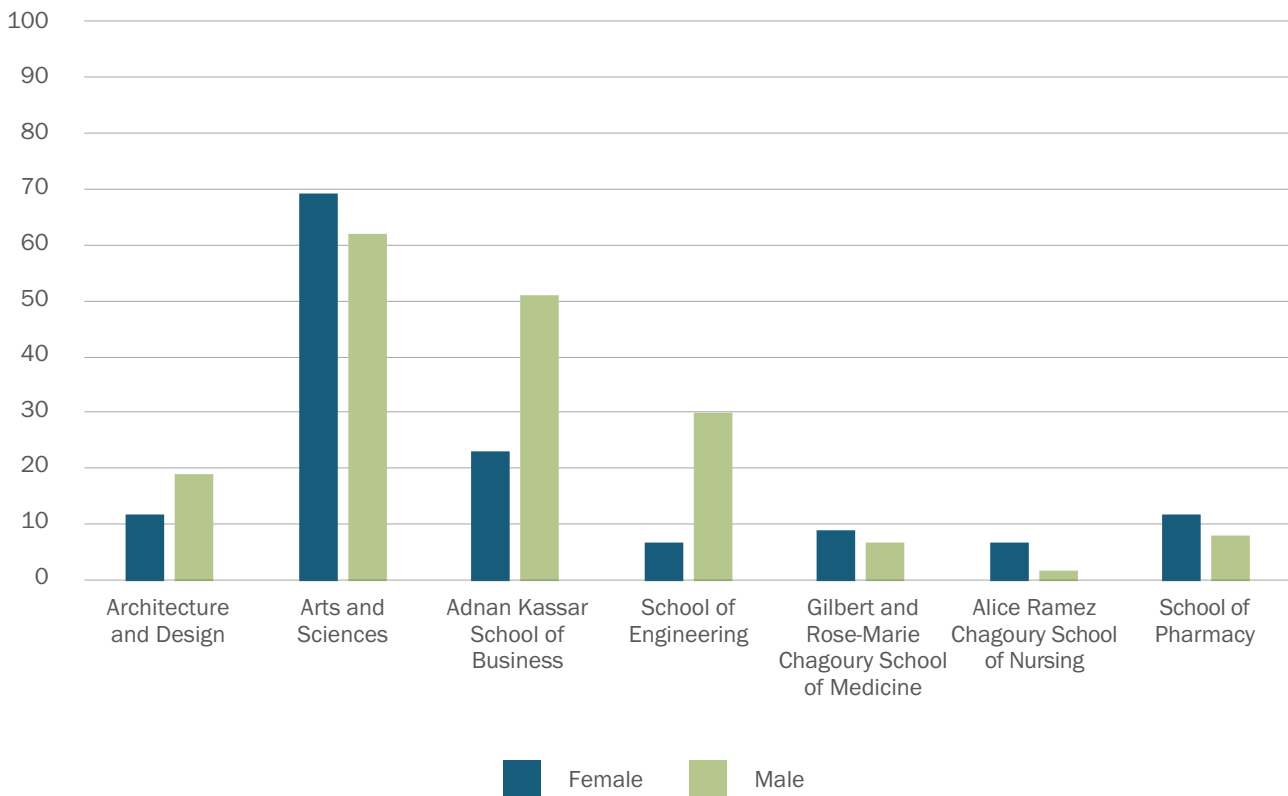


FULL-TIME FACULTY BY GENDER AND SCHOOL

FALL 2017

	Female	Male	Total
School of Architecture and Design	12	19	31
School of Arts and Sciences	69	62	131
Adnan Kassar School of Business	23	51	74
School of Engineering	7	30	37
Gilbert and Rose-Marie Chagoury School of Medicine	9	7	16
Alice Ramez Chagoury School of Nursing	7	2	9
School of Pharmacy	12	8	20
Total	139	179	318

FULL-TIME FACULTY BY GENDER AND SCHOOL



PHYSICIANS AT LAU MEDICAL CENTER-RIZK HOSPITAL

ACADEMIC YEAR 2017-2018

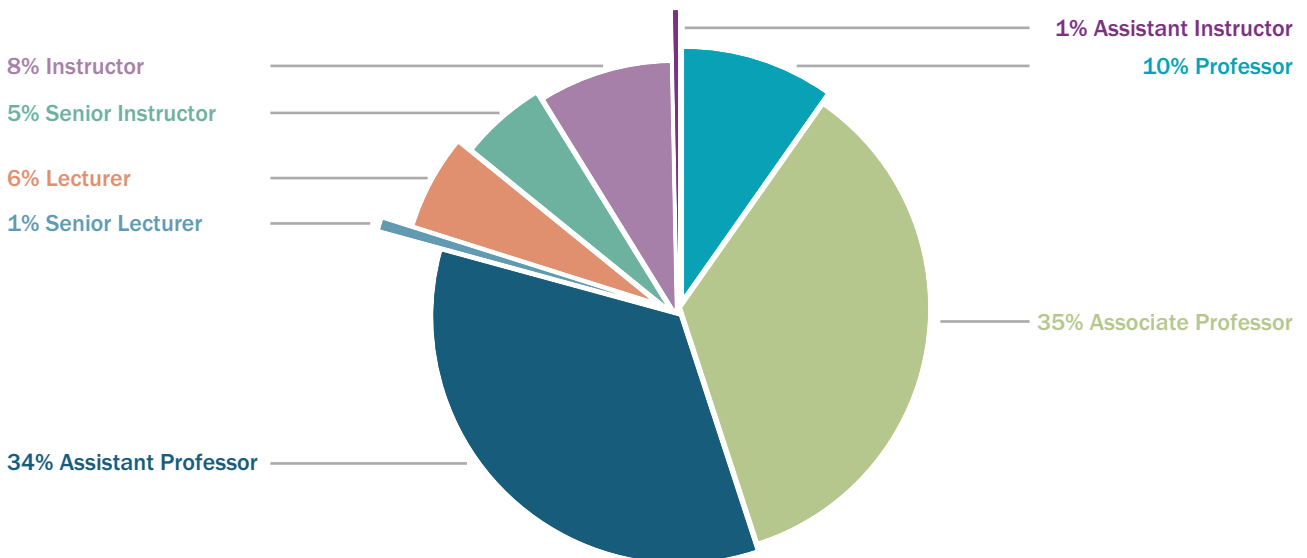
	Female	Male	Total
Full-Time Physicians	22	40	62
Part-Time Physicians	37	74	111

FULL-TIME FACULTY BY RANK, GENDER AND SCHOOL

FALL 2017

	Gender	Professor	Associate Professor	Assistant Professor	Senior Lecturer	Lecturer	Senior Instructor	Instructor	Assistant Instructor	Total
School of Architecture and Design	Female	-	4	6	-	2	-	-	-	12
	Male	1	4	8	2	4	-	-	-	19
School of Arts and Sciences	Female	4	24	19	-	2	7	13	-	69
	Male	9	26	13	-	4	8	2	-	62
Adnan Kassar School of Business	Female	-	7	8	-	4	-	4	-	23
	Male	5	17	22	-	3	2	1	1	51
School of Engineering	Female	-	3	4	-	-	-	-	-	7
	Male	6	13	11	-	-	-	-	-	30
Gilbert and Rose-Marie Chagoury School of Medicine	Female	1	1	6	-	-	-	1	-	9
	Male	2	1	3	-	-	-	1	-	7
Alice Ramez Chagoury School of Nursing	Female	1	1	2	-	-	-	3	-	7
	Male	-	-	-	-	-	-	2	-	2
School of Pharmacy	Female	-	6	6	-	-	-	-	-	12
	Male	2	5	1	-	-	-	-	-	8
Total	Female	6	46	51	-	8	7	21	-	139
	Male	25	66	58	2	11	10	6	1	179
	Total	31	112	109	2	19	17	27	1	318

FULL-TIME FACULTY BY RANK

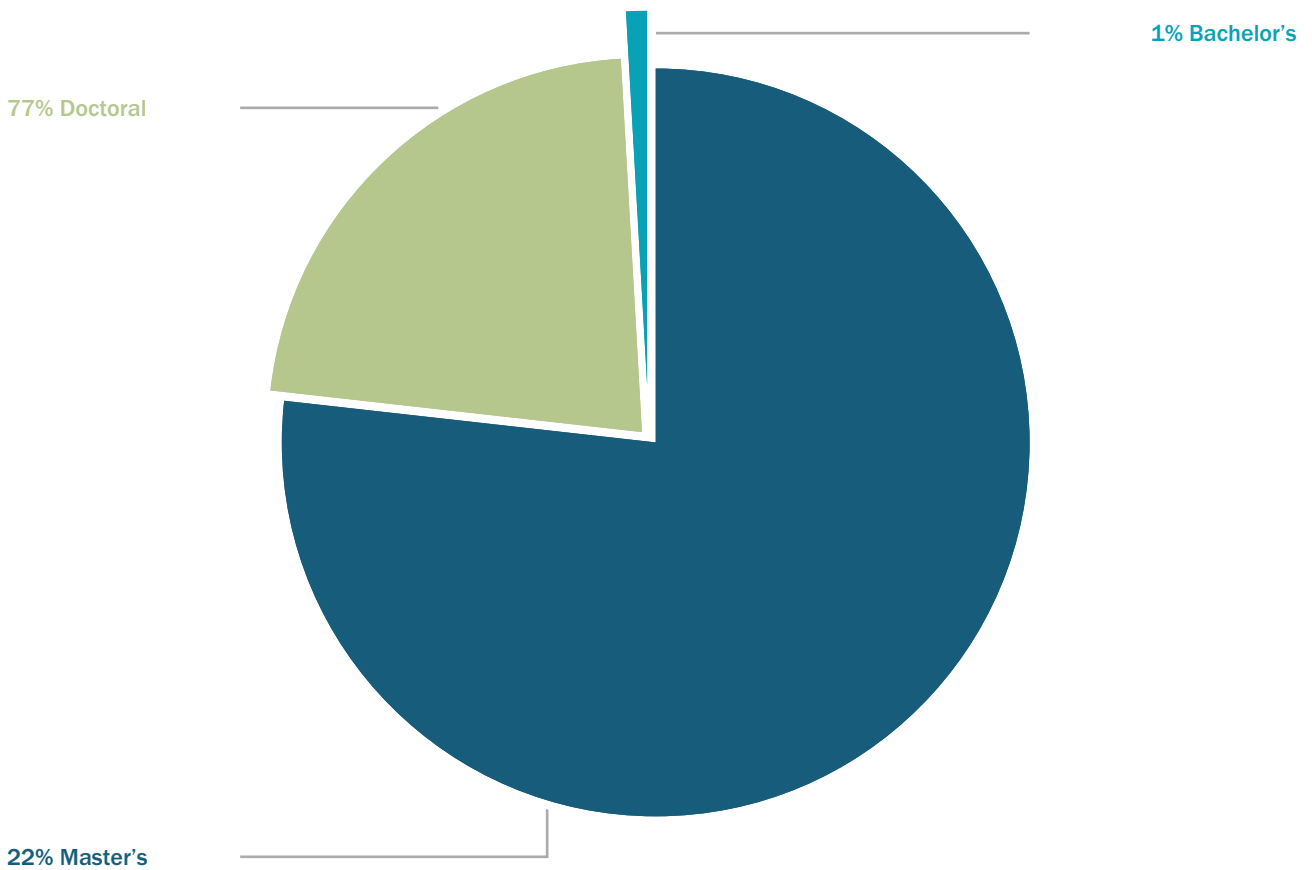


HIGHEST DEGREE EARNED BY FULL-TIME FACULTY

FALL 2017

Rank	Doctoral		Master's		Bachelor's		Total	
	Count	% of Total	Count	% of Total	Count	% of Total	Count	% of Total
Professor	31	9.7%					31	9.7%
Associate Professor	107	33.6%	5	1.6%			112	35.2%
Assistant Professor	96	30.2%	13	4.1%			109	34.3%
Senior Lecturer	1	0.3%	1	0.3%			2	0.6%
Lecturer	7	2.2%	10	3.1%	2	0.6%	19	6.0%
Senior Instructor			16	5.0%	1	0.3%	17	5.3%
Instructor	2	0.6%	25	7.9%			27	8.5%
Assistant Instructor			1	0.3%			1	0.3%
Total	244	76.7%	71	22.3%	3	0.9%	318	100.0%

HIGHEST DEGREE EARNED BY FULL-TIME FACULTY



FULL-TIME FACULTY WITH DOCTORAL DEGREES

FALL 2017

	Count in School	Percent in School	Percent of Total
School of Architecture and Design	10	32.3%	4.1%
School of Arts and Sciences	98	74.8%	40.2%
Adnan Kassar School of Business	59	79.7%	24.2%
School of Engineering	37	100%	15.2%
Gilbert and Rose-Marie Chagoury School of Medicine	16	100%	6.6%
Alice Ramez Chagoury School of Nursing	4	44.4%	1.6%
School of Pharmacy	20	100%	8.2%
Total	244	76.7%	100%

FULL-TIME FACULTY AGE RANGE BY RANK

FALL 2017

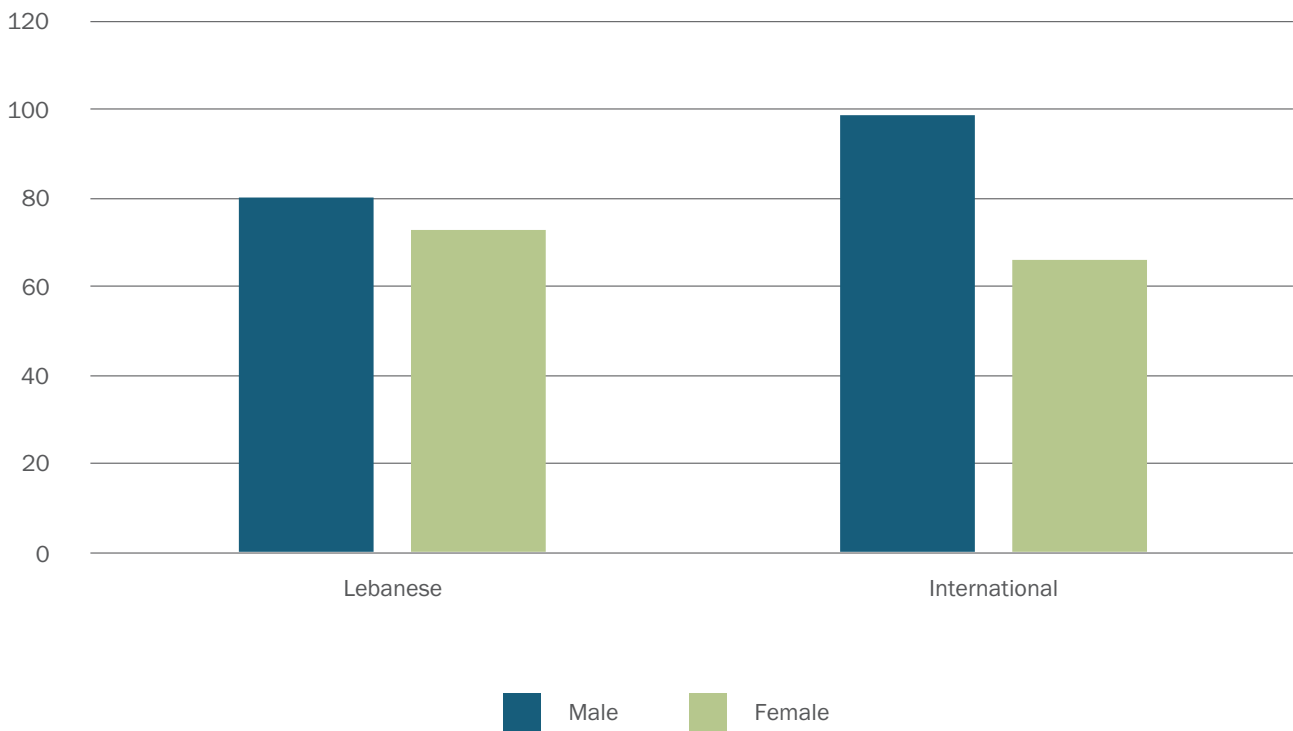
	20 - 29	30 - 39	40 - 49	50 - 59	60 and above
Professor		1	1	15	14
Associate Professor		28	34	35	15
Assistant Professor	6	59	28	12	4
Senior Lecturer				2	
Lecturer		3	3	7	6
Senior Instructor			4	8	5
Instructor	2	11	4	4	6
Assistant Instructor		1			
Total	8	103	74	83	50

FULL-TIME FACULTY BY NATIONALITY

FALL 2017

	Female		Male	
	Count	Percent of Total Faculty	Count	Percent of Total Faculty
Lebanese	73	23.0%	80	25.2%
International	66	20.8%	99	31.1%
Total	139	43.7%	179	56.3%

FULL-TIME FACULTY BY NATIONALITY



FULL-TIME FACULTY AVERAGE BASIC SALARIES BY RANK (IN \$)

ACADEMIC YEAR 2017-2018

Rank	Average Basic Salary
Professor	\$131,571
Associate Professor	\$86,543
Assistant Professor	\$66,096
Lecturer	\$66,074
Senior Instructor	\$61,345
Instructor	\$43,284

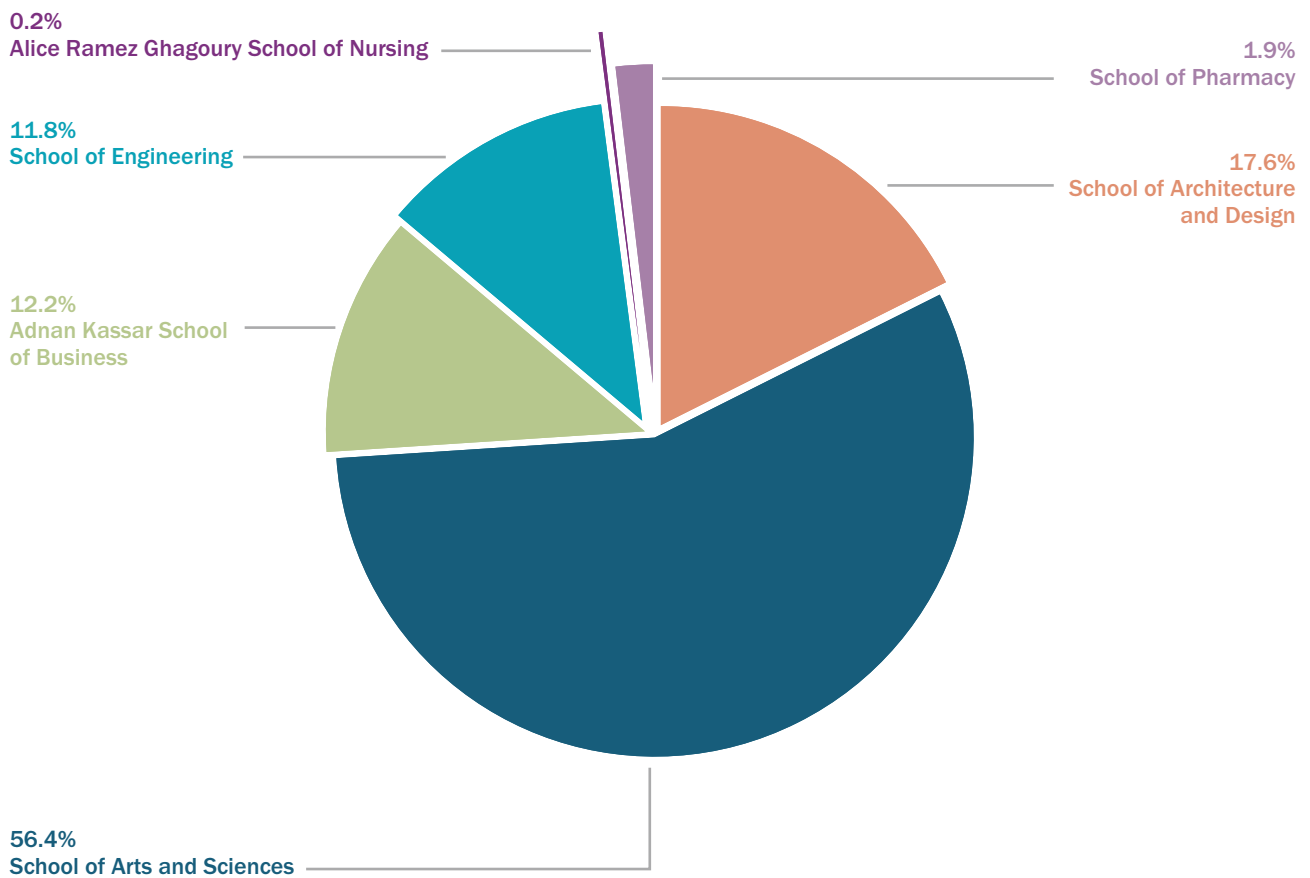
PART-TIME FACULTY BY SCHOOL AND GENDER

FALL 2017

	Female	Male	Total
School of Architecture and Design	49	45	94
School of Arts and Sciences	195	106	301
Adnan Kassar School of Business	25	40	65
School of Engineering	22	41	63
Alice Ramez Ghagoury School of Nursing	1		1
School of Pharmacy	9	1	10
Total	295	231	526

* Duplicate headcounts occur between schools as faculty may teach in two different schools, yet the total headcount is unduplicated.

PART-TIME FACULTY BY SCHOOL



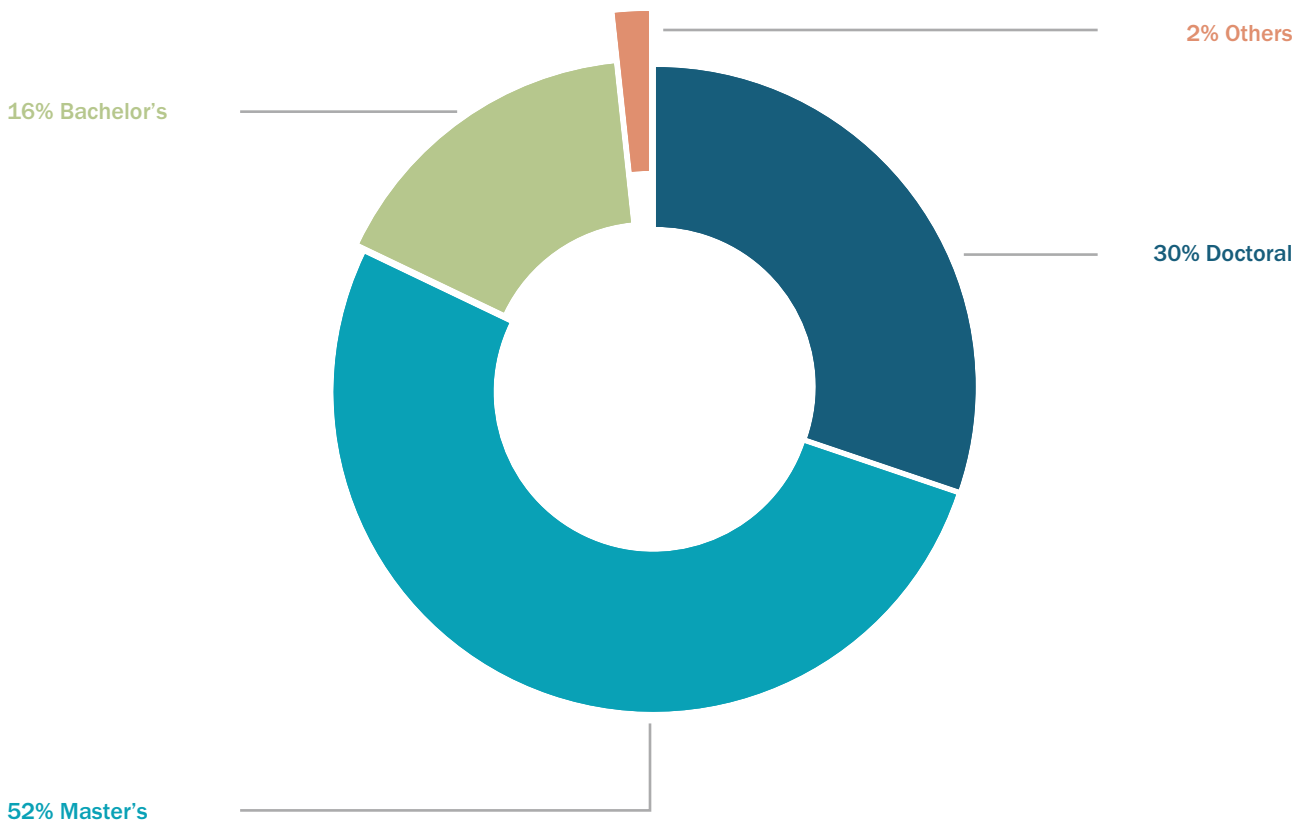
HIGHEST DEGREE EARNED BY PART-TIME FACULTY

FALL 2017

School	Doctoral		Master's		Bachelor's		Others		Total	
	Count	% in School	Count	% in School	Count	% in School	Count	% in School	Count	% in School
School of Architecture and Design	7	7.4%	64	68.1%	21	22.3%	2	2.1%	94	100%
School of Arts and Sciences	99	32.9%	149	49.5%	46	15.3%	7	2.3%	301	100%
Adnan Kassar School of Business	23	35.4%	41	63.1%	1	1.5%			65	100%
School of Engineering	27	42.9%	18	28.6%	17	27%	1	1.6%	63	100%
Alice Ramez Ghagoury School of Nursing			1	100%					1	100%
School of Pharmacy	7	70%	3	30%					10	100%
Total	159	30.2%	273	51.9%	85	16.2%	9	1.7%	526	100%

* Duplicate headcounts occur between schools as faculty may teach in two different schools, yet the total headcount is unduplicated.

HIGHEST DEGREE EARNED BY PART-TIME FACULTY



FACULTY FTE BY SCHOOL

FALL 2017

School	FTE
School of Architecture and Design	62.3
School of Arts and Sciences	231.3
Adnan Kassar School of Business	95.7
School of Engineering	58
Gilbert and Rose-Marie Chagoury School of Medicine	115
Alice Ramez Ghagoury School of Nursing	9.3
School of Pharmacy	23.3
Total	592.3

STUDENT-FACULTY RATIO

FALL 2017

Total Students FTE	7,864
Total Faculty FTE	592.3
Student-Faculty Ratio	13 to 1

* Students FTE = full-time students + 1/3 part-time students

** Faculty FTE = full-time faculty + 1/3 part-time faculty

*** Student-Faculty Ratio = Students FTE / Faculty FTE

STAFF BY EMPLOYMENT TYPE AND GENDER

FALL 2017

	Full-Time Staff			Part-Time Staff	Total Staff
	Management	Professional	Non-Professional		
Female	35	259	38	101	433
Male	51	130	124	87	392
Total	86	389	162	188	825

STAFF BY GENDER

