



# **FACTS AND FIGURES**

## *Fall 2015*

**Department of Institutional Research and Assessment**

## LEBANESE AMERICAN UNIVERSITY – FACTS AND FIGURES 2015

### Address:

#### BEIRUT CAMPUS

P.O. Box 13-5053  
Chouran Beirut 1102 2801, Lebanon  
Phone: 961-1-786456  
Fax: 961-1-867098

#### BYBLOS CAMPUS

P.O. Box 36  
Byblos, Lebanon  
Phone: 961-9-547262  
Fax: 961-9-944851

#### NEW YORK HEADQUARTERS & ACADEMIC CENTER

211 East 46<sup>th</sup> Street  
New York, NY 10017-2935, USA  
Phone: +1-212-203-4333  
Fax: +1-212-784-6597

**Control:** Private, not-for-profit, independent

**Type:** Coeducational

**Academic Calendar:** A fall and spring semester in addition to two summer sessions

**Degrees offered:** Bachelor's, Master's, Postbachelor's Certificate, Doctoral Degree-Professional Practice

**Schools:** Architecture and Design, Arts and Sciences, Business, Engineering, Medicine, Nursing, Pharmacy, Graduate Studies and Research

**Degree programs:** 59 degree programs and 56 majors

**Mission:** The Lebanese American University is committed to academic excellence, student-centeredness, civic engagement, the advancement of scholarship, the education of the whole person, and the formation of leaders in a diverse world.

**Charter:** LAU is chartered by the Board of Regents of the University of the State of New York. The University of the State of New York is the sole entity authorized by the State of New York to incorporate higher education institutions and to authorize them to confer degrees.

**Institutional Accreditation:** LAU was granted accreditation by the Commission on Institutions of Higher Education of the New England Association of Schools and Colleges (CIHE–NEASC) for a five-year period as of November 2009. In 2014 LAU underwent a comprehensive evaluation and was re-accredited for a ten-year period.

### Program Accreditation:

The Lebanese American University School of Pharmacy's **Doctor of Pharmacy (PharmD)** program is accredited by the Accreditation Council for Pharmacy Education (ACPE), 135 South LaSalle Street, Suite 4100, Chicago, IL 60503, 312/664-3575; FAX 312/664-4652, web site [www.acpe-accredit.org](http://www.acpe-accredit.org). It was first accredited in 2002 and currently remains the only such program that is accredited by ACPE outside the United States.

The Bachelor of Engineering degree programs listed below are accredited by the **Engineering Accreditation Commission of ABET**, <http://www.abet.org>

- Bachelor of Engineering degree program in Civil Engineering
- Bachelor of Engineering degree program in Computer Engineering
- Bachelor of Engineering degree program in Electrical Engineering
- Bachelor of Engineering degree program in Industrial Engineering
- Bachelor of Engineering degree program in Mechanical Engineering

On October 1, 2011 the **Bachelor of Science degree program in computer science** was formally accredited by the Computing Accreditation Commission of the Accreditation Board for Engineering and Technology (ABET). This accreditation action extends retroactively from October 1, 2010.

The **baccalaureate program** at the Alice Ramez Chagoury School of Nursing, Lebanese American University, is accredited by the Collegiate Commission on Nursing Education (CCNE).

The Adnan Kassar **School of Business** has made significant progress in its journey towards accreditation by the Association to Advance Collegiate Schools of Business (AACSB). After multiple stages that were achieved successfully, the School is now looking forward to crowning its continuous quest for excellence and moving to the next and final step in the process.

The **Bachelor of Architecture** degree is officially recognized by the French Government, which allows our graduates to practice in France and the European Union. The National Architectural Accrediting Board (NAAB) which accredits all architecture programs in the United States has formally granted the professional architecture program Bachelor of Architecture initial candidacy. The candidacy period is effective January 1, 2013.

***School of Architecture & Design***

**1- Department of Architecture and Interior Design**

Bachelor of Architecture

B.A. in Interior Architecture

B.S. in Interior Design

**2- Department of Fine Arts and Foundation Studies**

B.A. in Fine Arts

**3- Department of Design**

B.S. in Graphic Design

B.A. in Fashion Design

***School of Arts & Sciences***

**1- Department of Communication Arts**

B.A. in Journalism

B.A. in Performing Arts

B.A. in Television and Film

**2- Department of Computer Science and Mathematics**

B.S. in Bioinformatics

B.S. in Computer Science

B.S. in Mathematics

**3- Department of Education**

B.A. in Education

Teaching Diploma

**4- Department of English**

B.A. in English Studies

**5- Department of Humanities**

B.A. in Arabic Language and Literature

B.A. in History

B.A. in Philosophy

B.A. in Translation

**6- Department of Natural Sciences**

B.S. in Biology

B.S. in Chemistry

B.S. in Nutrition

B.S. in Nutrition & Dietetics - Coordinated Program

**7- Department of Social Sciences**

B.A. in Political Science

B.A. in Political Science/International Affairs

B.A. in Psychology

B.A. in Social Work and Community Development

***Adnan Kassar School of Business***

B.S. in Business

B.S. in Economics

B.S. in Hospitality and Tourism Management

### ***School of Engineering***

B.E. in Petroleum Engineering  
B.E. in Mechatronics Engineering

#### **1- Department of Civil Engineering**

B.E. in Civil Engineering

#### **2- Department of Electrical and Computer Engineering**

B.E. in Computer Engineering  
B.E. in Electrical Engineering

#### **3- Department of Industrial and Mechanical Engineering**

B.E. in Industrial Engineering  
B.E. in Mechanical Engineering

### ***Alice Ramez Chagoury School of Nursing***

B.S. in Nursing

### ***School of Pharmacy***

B.S. in Pharmacy

## **Graduate Degree Programs**

### ***School of Architecture & Design***

#### **1- Department of Architecture and Interior Design**

M.A. in Islamic Arts & Architecture

### ***School of Arts & Sciences***

#### **1- Department of Computer Science and Mathematics**

M.S. in Computer Science

#### **2- Department of Education**

M.A. in Education

#### **3- Department of English**

M.A. in Comparative Literature

#### **4- Department of Natural Sciences**

M.S. in Molecular Biology

#### **5- Department of Social Sciences**

M.A. in International Affairs  
M.A. in Migration Studies  
M.A. in Women and Gender Studies

### ***Adnan Kassar School of Business***

Master of Business Administration (MBA)  
M.A. in Applied Economics  
M.S. in Economics of the Middle East  
L.L.M. in Business Law  
Executive MBA (EMBA)  
Blended EMBA

## ***School of Engineering***

### **1- Department of Civil Engineering**

M.S. in Civil & Environmental Engineering

### **2- Department of Electrical and Computer Engineering**

M.S. in Computer Engineering

### **3- Department of Industrial and Mechanical Engineering**

M.S. in Industrial Engineering & Engineering Management

## ***Graduate Studies & Research***

Executive M.A. in Actuarial Science

## **Professional Degree Programs**

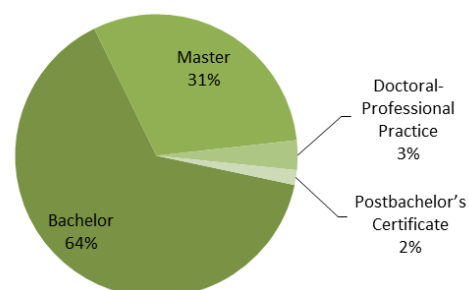
## ***Gilbert and Rose-Marie Chagoury School of Medicine***

Doctor of Medicine (MD)

## ***School of Pharmacy***

Doctor of Pharmacy (Pharm D)

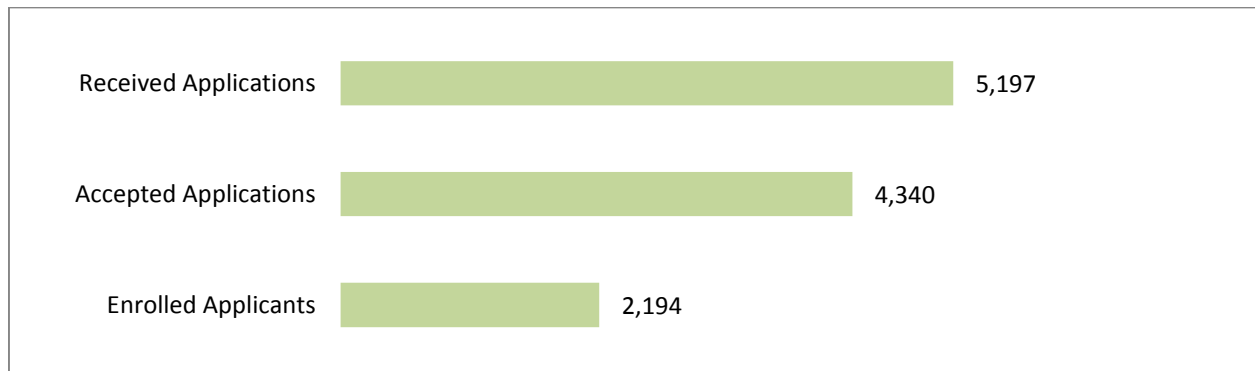
	Bachelor	Master	Doctoral – Professional Practice	Postbachelor's Certificate
Architecture & Design	6	1	-	-
Arts and Sciences	20	7	-	1
Business	3	6	-	-
Engineering	7	3	-	-
Medicine	-	-	1	-
Nursing	1	-	-	-
Pharmacy	1	-	1	-
Graduate Studies & Research	-	1	-	-
<b>Total</b>	<b>38</b>	<b>18</b>	<b>2</b>	<b>1</b>





ADMISSIONS BY SCHOOL AND LEVEL - Fall 2015									
	Undergraduate			Graduate			Doctoral - Professional Practice		
	Applied	Accepted	Enrolled	Applied	Accepted	Enrolled	Applied	Accepted	Enrolled
Architecture & Design	381	311	161	9	7	5			
Arts & Sciences	2016	1757	819	97	74	59			
Business	818	718	396	190	124	75			
Engineering	957	830	380	12	5	3			
Medicine							202	80	52
Nursing	59	40	23						
Pharmacy	231	201	102				51	35	32
Graduate Studies & Research				3	3	3			
Others**	135	120	58	36	35	26			
<b>Total</b>	<b>4,597</b>	<b>3,977</b>	<b>1,939</b>	<b>347</b>	<b>248</b>	<b>171</b>	<b>253</b>	<b>115</b>	<b>84</b>
<b>% Accepted / Applied</b>		<b>86.51%</b>			<b>71.47%</b>			<b>45.45%</b>	
<b>% Enrolled / Accepted</b>		<b>48.76%</b>			<b>68.95%</b>			<b>73.04%</b>	

\*\* Others include Special, Bridge SAS, and Bridge SOB students.



## FINANCIAL AID TO STUDENTS AY 2014-2015

	Headcount	Amount in \$
Work Aid	2,141	4,495,890
Loans	1,158	1,293,342
Grants	2,956	13,632,291
Merit Scholarship	76	1,389,025
Graduate Assistantship	215	967,205
Student Employment	581	852,107
Dependents Grants	112	2,334,000
<b>Total</b>	<b>7,239**</b>	<b>24,963,860</b>

**\*\* Duplicates occur at the level of number of awards as a student may benefit from more than one type of financial aid.**

## ENROLLMENT BY SCHOOL AND LEVEL - Fall 2015

	Undergraduate			Graduate			Professional		
	Female	Male	Total	Female	Male	Total	Female	Male	Total
Architecture & Design	697	320	<b>1,017</b>	3	2	<b>5</b>			
Arts & Sciences	1,394	812	<b>2,206</b>	159	59	<b>218</b>			
Business	880	1,321	<b>2,201</b>	166	125	<b>291</b>			
Engineering	283	1,165	<b>1,448</b>	3	10	<b>13</b>			
Medicine							99	99	<b>198</b>
Nursing	69	28	<b>97</b>						
Pharmacy	357	71	<b>428</b>				29	3	<b>32</b>
Graduate Studies & Research				2	3	<b>5</b>			
Others**	82	74	<b>156</b>	18	15	<b>33</b>			
<b>Total</b>	<b>3,762</b>	<b>3,791</b>	<b>7,553</b>	<b>351</b>	<b>214</b>	<b>565</b>	<b>128</b>	<b>102</b>	<b>230</b>
<b>% of Total</b>	<b>50%</b>	<b>50%</b>	<b>100%</b>	<b>62%</b>	<b>38%</b>	<b>100%</b>	<b>56%</b>	<b>44%</b>	<b>100%</b>

**Total Enrollment for Fall 2015 for LAU is 8,348: 4,241 Females and 4,107 Males.**

**\*\* Others include special, excelsior, Bridge SAS, Bridge SOB, and B- Undecided students.**

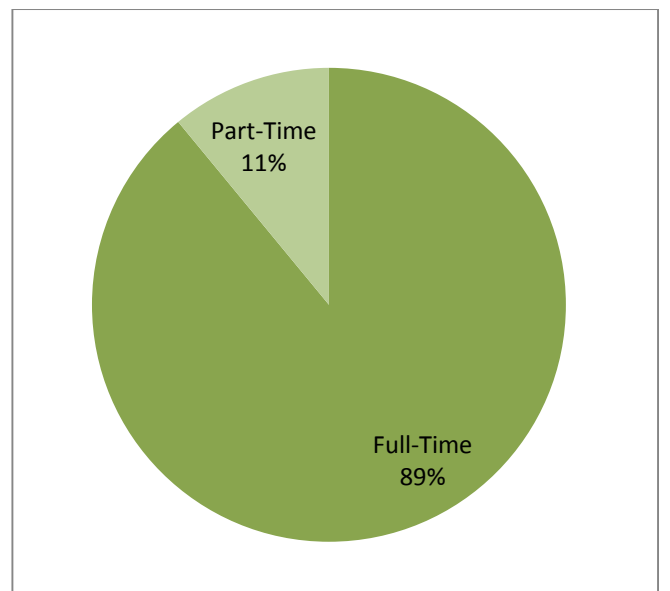
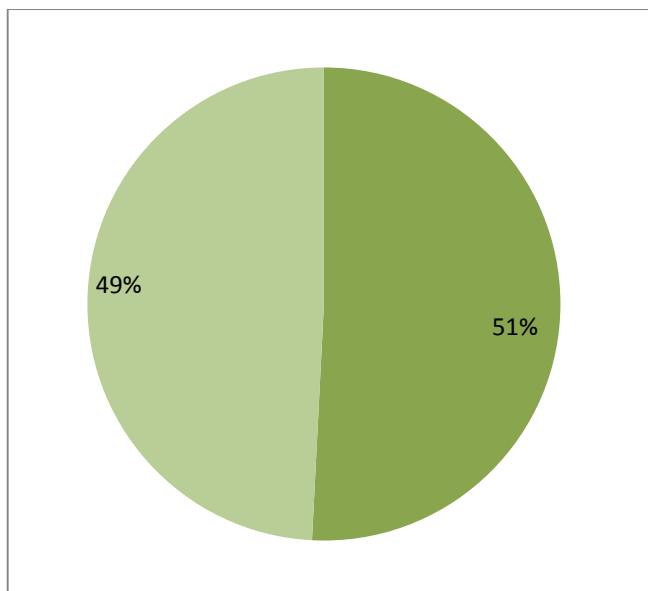
## ENROLLMENT TRENDS Fall 2006 - Fall 2015





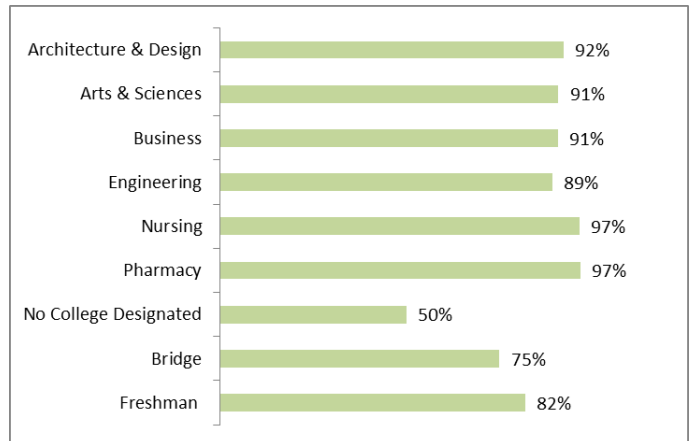
## STUDENTS CHARACTERISTICS - Fall 2015

	Headcount	Percent of Total
Lebanese Students	6,795	81%
International Students	1,553	19%
Female Students	4,241	51%
Male Students	4,107	49%
Degree Seeking Students	8,298	99%
Non-Degree Seeking Students	50	1%
Full-Time Undergraduate Students	7,062	93%
Part-Time Undergraduate Students	491	7%
Full-Time Graduate Students	140	25%
Part-Time Graduate Students	425	75%
Full-Time Professional Students	230	100%



## RETENTION RATES: FIRST-TIME STUDENTS - Cohort Fall 2014

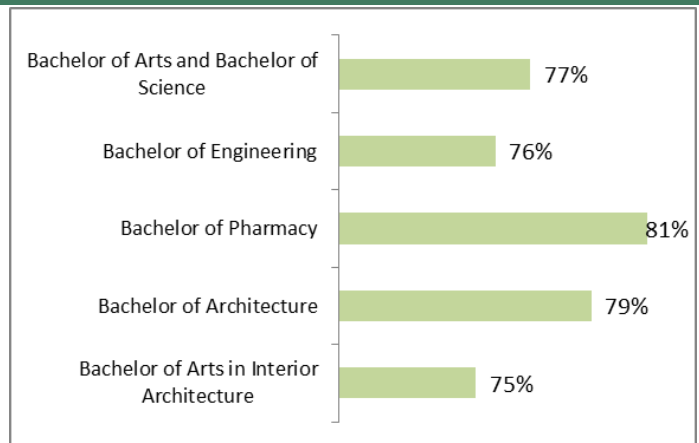
	Entering Cohort	Returning Fall 2015
Architecture & Design	182	92%
Arts & Sciences	425	91%
Business	409	91%
Engineering	313	89%
Nursing	29	97%
Pharmacy	93	97%
No College Designated	2	50%
Freshman	265	82%
Bridge	44	75%
<b>Total</b>	<b>1,762</b>	<b>89%</b>



\* Retention rate is the percentage of full time first-time degree-seeking undergraduates from the specified fall cohort who are again enrolled in the next fall.

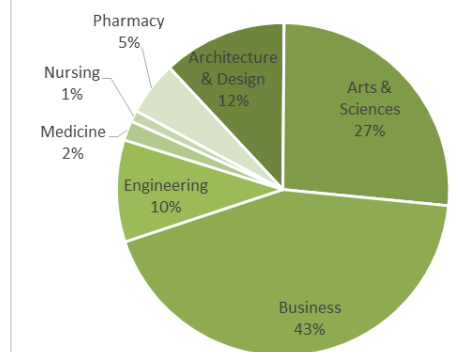
## 150% GRADUATION RATES - Cohort Fall 2007

Bachelor of Arts and Bachelor of Science	77%
Bachelor of Engineering	76%
Bachelor of Pharmacy	81%
Bachelor of Architecture	79%
Bachelor of Arts in Interior Architecture	75%
<b>Bachelor's Degrees</b>	<b>77%</b>



## DEGREES CONFERRED BY SCHOOL - From July 1, 2014 to June 30, 2015\*

	Associate	Bachelor	Master	Professional	Postbachelor's Certificate
Architecture & Design	1	239	-	-	-
Arts & Sciences	1	425	60	-	40
Business	10	744	109	-	-
Engineering	-	188	9	-	-
Medicine	-	-	-	38	-
Nursing	-	22	-	-	-
Pharmacy	-	73	-	31	-
<b>Total</b>	<b>12</b>	<b>1,691</b>	<b>178</b>	<b>69</b>	<b>40</b>



**Total Degrees Conferred for this Period is 1,990: 1,743 undergraduate degrees, 178 graduate degrees and 69 professional degrees.**

## FACULTY - Fall 2015

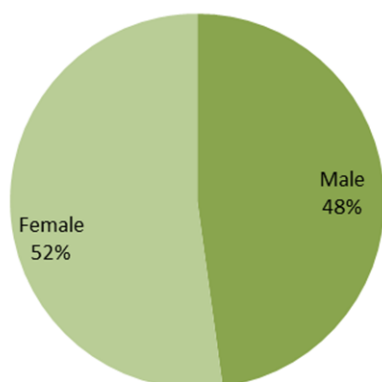
	Full-Time	% Female	Part-Time	% Female
Architecture & Design	34	38%	92	54%
Arts & Sciences	129	51%	276	65%
Business	68	28%	67	39%
Engineering	33	15%	48	25%
Medicine	12	58%	-	-
Nursing	10	80%	3	33%
Pharmacy	21	57%	10	70%
Graduate Studies & Research	1	0%	-	-
<b>Total</b>	<b>308</b>	<b>42%</b>	<b>496**</b>	<b>55%</b>

\*\* Duplicate headcounts occur as faculty may teach in two different schools.

Physicians UMC-RH                      **58**                      **33%**

## STAFF - Fall 2015

	Management	Professional	Non-Professional	Part-Time Staff
Male	46	123	122	87
Female	31	244	44	84
<b>Total</b>	<b>77</b>	<b>367</b>	<b>166</b>	<b>171</b>

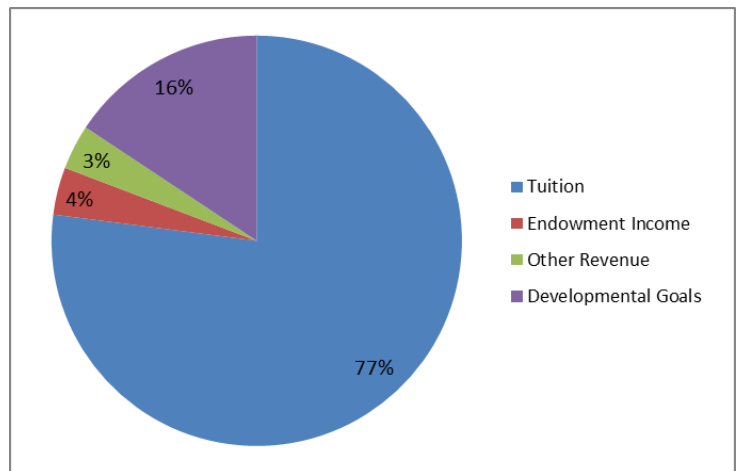


## FINANCES 2014-2015

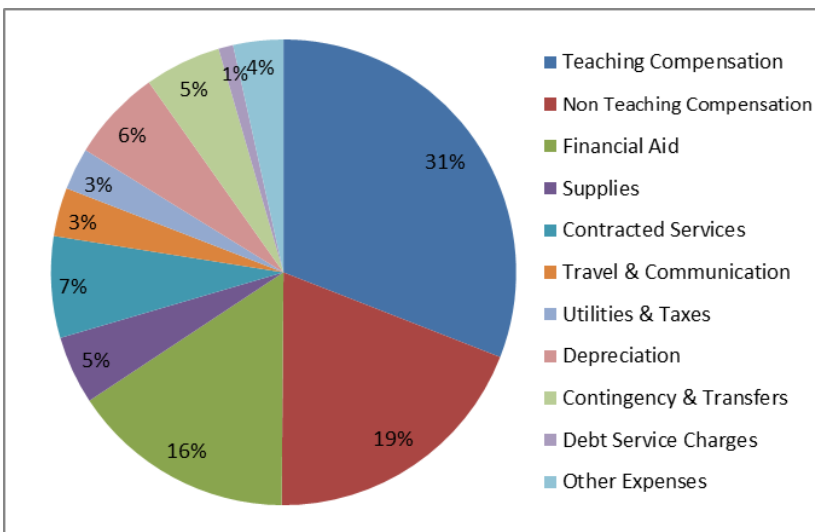
OPERATING BUDGET: \$ 160,221,916

### Revenues Budget 2014-2015

Tuition	\$ 123,437,515
Endowment Income	\$ 6,000,000
Other Revenue	\$ 5,655,077
Developmental Goals	\$ 25,129,324
<b>Total</b>	<b>\$ 160,221,916</b>



### Expenses Budget 2014-2015



Teaching Compensation	\$ 49,553,033
Non-Teaching Compensation	\$ 30,761,780
Financial Aid	\$ 24,963,860
Supplies	\$ 7,608,173
Contracted Services	\$ 11,287,462
Travel and Communication	\$ 5,406,294
Utilities and Taxes	\$ 4,675,538
Depreciation	\$ 10,244,671
Contingency and Transfers	\$ 8,500,000
Debt Service Charges	\$ 1,645,000
Other Expenses	\$ 5,576,105
<b>Total</b>	<b>\$ 160,221,916</b>

## LIBRARY HOLDINGS 2014-2015

<b>Print Books</b>	517,668
<b>e-Books</b>	161,753
<b>Print Journals</b>	663
<b>e-Journals (Full text)</b>	64,335
<b>Non-print (e.g., maps, videos, slides)</b>	15,409
<b>Online databases &amp; Open Access databases</b>	160



## ALUMNI

<b>Female Alumni</b>	21,382
<b>Male Alumni</b>	17,134
<b>Total Alumni</b>	<b>38,516</b>

Number of Alumni Chapters: 39

Abu Dhabi, UAE	Dubai & Northern Emirates, UAE	New York/New Jersey	School of Engineering
Athens, Greece	Eastern Province, Saudi Arabia	Nigeria	School of Pharmacy
Aleppo	Ghana	North Florida, USA	Seattle, Washington State
Bahrain	Houston, USA	North Lebanon	Southern California
BCW	Jeddah, Saudi Arabia	Northern California	South Florida, USA
Beirut, Lebanon	Jordan	Oman	South Lebanon
Byblos, Lebanon	Kuwait	Ottawa	Switzerland
Chicago	London, UK	Paris	Toronto, Canada
Damascus, Syria	Montreal, Canada	Qatar	Washington, DC
Detroit, USA	New England, USA	Riyadh, Saudi Arabia	