



FACTS AND FIGURES

Fall 2017

Department of Institutional Research and Assessment

Address:

BEIRUT CAMPUS

P.O. Box 13-5053
Chouran Beirut 1102 2801, Lebanon
Phone: 961-1-786456
Fax: 961-1-867098

BYBLOS CAMPUS

P.O. Box 36
Byblos, Lebanon
Phone: 961-9-547262
Fax: 961-9-944851

**NEW YORK HEADQUARTERS
& ACADEMIC CENTER**

211 East 46th Street
New York, NY 10017-2935, USA
Phone: +1-212-203-4333
Fax: +1-212-784-6597

Control: Private, not-for-profit, independent

Type: Coeducational

Academic Calendar: A fall and spring semester in addition to one summer sessions

Degrees offered: Bachelor's, Master's, Postbachelor's Certificate, Post Graduate Diploma and Doctoral Degree-Professional Practice.

Schools: Architecture and Design, Arts and Sciences, Adnan Kassar School of Business, Engineering, Gilbert & Rose-Marie Chagoury School of Medicine, Alice Ramez Chagoury School of Nursing, Pharmacy.

Degree programs: 61 degree programs and 58 majors

Mission: The Lebanese American University is committed to academic excellence, student-centeredness, civic engagement, the advancement of scholarship, the education of the whole person, and the formation of leaders in a diverse world.

Charter: LAU is chartered by the Board of Regents of the University of the State of New York. The University of the State of New York is the sole entity authorized by the State of New York to incorporate higher education institutions and authorize them to confer degrees.

Accreditation: Degrees awarded by the Lebanese American University are officially registered with the Ministry of Higher Education in Lebanon and with the Board of Education in the State of New York.

Institutional Accreditation: LAU was granted accreditation by the Commission on Institutions of Higher Education of the New England Association of Schools and Colleges (CIHE-NEASC) for a five-year period as of November 2009. In 2014 LAU underwent a comprehensive evaluation and was re-accredited for a ten-year period

PROGRAM ACCREDITATION

LAU's School of Pharmacy **Doctor of Pharmacy (Pharm.D.)** program is accredited by the Accreditation Council for Pharmacy Education (ACPE) www.acpe-accredit.org. It was first accredited in 2002 and currently remains the only such program that is accredited by ACPE outside the United States.

The **Bachelor of Engineering** degree program in **Civil Engineering** is accredited by the Engineering Accreditation Commission of the Accreditation Board for Engineering and Technology (ABET), www.abet.org.

The **Bachelor of Engineering** degree program in **Computer Engineering** is accredited by the Engineering Accreditation Commission of ABET, www.abet.org.

The **Bachelor of Engineering** degree program in **Electrical Engineering** is accredited by the Engineering Accreditation Commission of ABET, www.abet.org.

The Bachelor of Engineering degree program in **Industrial Engineering** is accredited by the Engineering Accreditation Commission of ABET, www.abet.org.

The **Bachelor of Engineering degree** program in **Mechanical Engineering** is accredited by the Engineering Accreditation Commission of ABET, www.abet.org.

The **Bachelor of Science** degree program in **Computer Science** was formally accredited by the Computing Accreditation Commission of ABET, www.abet.org.

The **Bachelor of Science in Nursing** at the Lebanese American University-Alice Ramez Chagoury School of Nursing is accredited by the Commission on Collegiate Nursing Education (CCNE), www.aacn.nche.edu/ccne-accreditation.

The **Adnan Kassar School of Business's** undergraduate and graduate programs are accredited by the Association to Advance Collegiate Schools of Business (AACSB) www.aacsb.edu in 2016. The programs are: B.S. in Business Studies, B.S. in Economics, B.S. in Hospitality and Tourism Management, Master of Business Administration (MBA) and Executive Master of Business Administration (EMBA).

The **Bachelor of Architecture** is officially recognized by the French government, which allows LAU graduates to practice in France and the European Union. The National Architectural Accrediting Board (NAAB), www.naab.org which accredits all architecture programs in the United States has formally granted the professional architecture program Bachelor of Architecture initial candidacy effective 2013.

Undergraduate Degree Programs Offered

School of Architecture & Design

1- Department of Architecture and Interior Design

- Bachelor of Architecture
- B.A. in Interior Architecture
- B.S. in Interior Design

2- Department of Art & Design

- B.A. in Fashion Design
- B.S. in Graphic Design
- B.A. in Fine Arts

School of Arts & Sciences

1- Department of Communication Arts

- B.A. in Multimedia Journalism
- B.A. in Performing Arts
- B.A. in Television and Film
- B.A. in Communication

2- Department of Computer Science and Mathematics

- B.S. in Bioinformatics
- B.S. in Computer Science
- B.S. in Mathematics

3- Department of Education

- B.A. in Education
- Diploma in Learning Disabilities & Giftedness
- Teaching Diploma

4- Department of English

- B.A. in English

5- Department of Humanities

- B.A. in Arabic Language and Literature
- B.A. in History
- B.A. in Philosophy
- B.A. in Translation

6- Department of Natural Sciences

- B.S. in Biology
- B.S. in Chemistry
- B.S. in Nutrition
- B.S. in Nutrition & Dietetics - Coordinated Program

7- Department of Social Sciences

- B.A. in Political Science
- B.A. in Political Science/International Affairs
- B.A. in Psychology
- B.A. in Social Work and Community Development

Adnan Kassar School of Business

B.S. in Business

B.S. in Economics

B.S. in Hospitality and Tourism Management

School of Engineering

B.E. in Petroleum Engineering

B.E. in Mechatronics Engineering

1- Department of Civil Engineering

B.E. in Civil Engineering

2- Department of Electrical and Computer Engineering

B.E. in Computer Engineering

B.E. in Electrical Engineering

3- Department of Industrial and Mechanical Engineering

B.E. in Industrial Engineering

B.E. in Mechanical Engineering

Alice Ramez Chagoury School of Nursing

B.S. in Nursing

School of Pharmacy

B.S. in Pharmacy

School of Architecture & Design

1- Department of Architecture and Interior Design

Mutaz & Rada Sawwaf M.A. in Islamic Arts & Architecture

2- Department of Art & Design

M.A. in Visual Narrative

School of Arts & Sciences

1- Department of Computer Science and Mathematics

M.S. in Computer Science

M.S. in Applied and Computational Mathematics

2- Department of Education

M.A. in Education

3- Department of Natural Sciences

M.S. in Molecular Biology

4- Department of Social Sciences

M.A. in International Affairs

M.A. in Migration Studies

M.A. in Interdisciplinary Gender Studies

Adnan Kassar School of Business

Master of Business Administration (MBA)

M.A. in Applied Economics

L.L.M. in Business Law

Executive MBA (EMBA)

School of Engineering

1- Department of Civil Engineering

M.S. in Civil & Environmental Engineering

2- Department of Electrical and Computer Engineering

M.S. in Computer Engineering

3- Department of Industrial and Mechanical Engineering

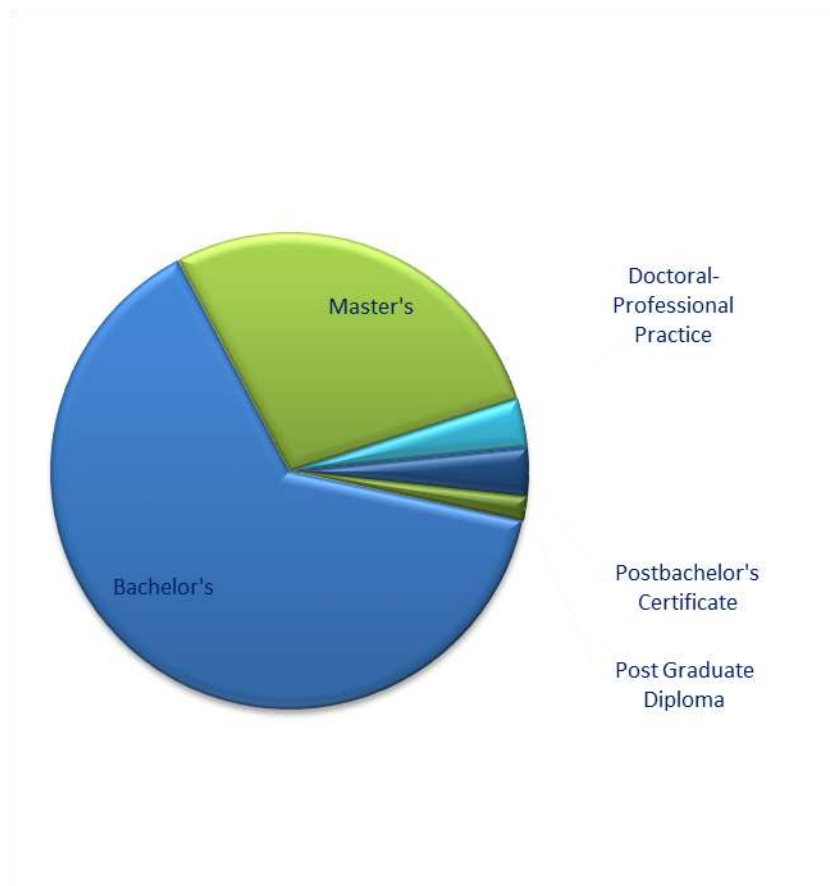
M.S. in Industrial Engineering & Engineering Management

Graduate Studies & Research

Executive M.A. in Actuarial Science

DEGREE PROGRAMS OFFRED BY SCHOOLS - Fall 2016

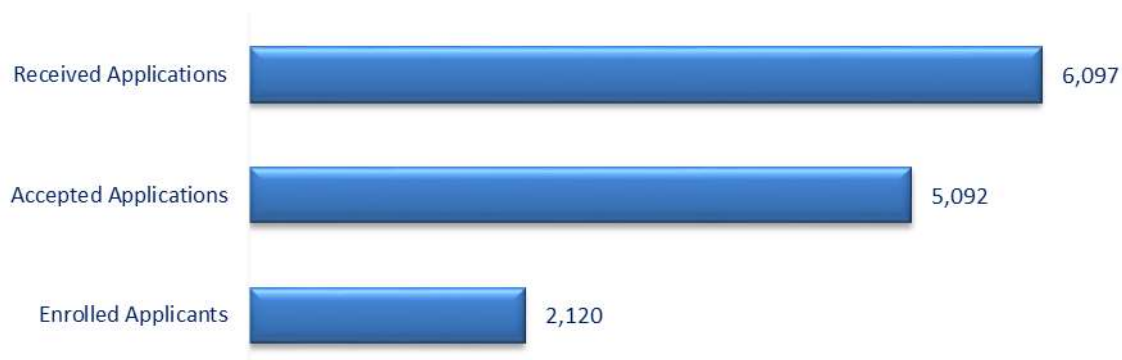
	Bachelor	Master	Doctoral – Professional Practice	Postbachelor’s Certificate	Post Graduate Diploma
<i>Architecture & Design</i>	6	2			
<i>Arts and Sciences</i>	21	7		2	
<i>Adnan Kassar School of Business</i>	3	4			
<i>Engineering</i>	7	3			1
<i>Gilbert & Rose-Marie Chagoury School of Medicine</i>			1		
<i>Alice Ramez Chagoury School of Nursing Pharmacy</i>	1				
<i>Office of Graduate Studies & Research</i>		1			
Total	39	17	2	2	1



ADMISSIONS BY SCHOOL AND LEVEL - Fall 2016

	Undergraduate			Graduate			Doctoral – Professional Practice		
	Applied	Accepted	Enrolled	Applied	Accepted	Enrolled	Applied	Accepted	Enrolled
<i>Architecture & Design</i>	422	349	132	11	4	0			
<i>Arts and Sciences</i>	2,516	2,179	820	134	82	61			
<i>Adnan Kassar School of Business</i>	983	876	408	229	184	108			
<i>Engineering</i>	1,042	851	300	18	16	11			
<i>Gilbert & Rose-Marie Chagoury School of Medicine</i>							204	79	52
<i>Alice Ramez Chagoury School of Nursing</i>	83	63	33						
<i>Pharmacy</i>	286	251	113				42	41	29
<i>Office of Graduate Studies & Research</i>	120	110	47	1	1	1			
<i>Others **</i>				6	6	5			
Total	5,452	4,679	1,853	399	293	186	246	120	81
% Accepted / Applied	85.82%			73.43%			48.78%		
% Enrolled / Accepted	39.60%			63.48%			67.50%		

** Others include Special, Bridge SAS, and Bridge SOB students.



FINANCIAL AID TO STUDENTS AY 2016-2017

Type of Aid AY 2016-2017	Headcount	Amount in \$
	Count	Amount
<i>Entrance Scholarships</i>	263	\$ 1,037,790.00
<i>Baccalaureat Scholarships</i>	92	\$ 893,100.00
<i>Honor Scholarships</i>	796	\$ 3,007,278.72
<i>Merit Scholarships</i>	114	\$ 1,873,608.25
<i>NCSR (Lebanese Scientific Research Grant)</i>	13	\$ 232,223.00
<i>Athletic Scholarships</i>	114	\$ 264,947.25
<i>Talent Scholarships</i>	146	\$ 822,296.25
<i>Work Aid</i>	2,591	\$ 6,027,560.55
<i>Grants</i>	2,555	\$ 10,737,517.72
<i>LAU Loans</i>	1,523	\$ 2,068,693.65
<i>MEPI-TL (US Dept. of State Grant)</i>	68	\$ 346,832.50
<i>USP (USAID Grant)</i>	242	\$ 1,139,998.10
<i>FAFSA (US Federal Loans)</i>	41	\$ 361,484.00
<i>Sponsorships</i>	372	\$ 1,591,798.85
<i>Graduate Assistantships</i>	304	\$ 2,103,827.25
Total Unduplicated Financial Aid Headcount	4,328	\$ 32,508,956.09

*** Duplicates occur at the level of the number of awards as a student may benefit from more than one type of financial aid, yet the total financial aid headcount is unduplicated.*

ENROLLMENT BY SCHOOL AND LEVEL - Fall 2016

	Undergraduate			Graduate			Professional		
	Female	Male	Total	Female	Male	Total	Female	Male	Total
<i>School of Architecture & Design</i>	642	246	888	5	2	7	-	-	-
<i>School of Arts & Sciences</i>	1,433	876	2,309	178	65	243	-	-	-
<i>Adnan Kassar School of Business</i>	923	1,313	2,236	264	193	457	-	-	-
<i>School of Engineering</i>	314	1,161	1,475	4	15	19	-	-	-
<i>Gilbert & Rose-Marie Chagoury School of Medicine</i>	-	-	-	-	-	-	94	110	204
<i>Alice Ramez Chagoury School of Nursing</i>	54	39	93	-	-	-	-	-	-
<i>School of Pharmacy</i>	359	86	445	-	-	-	25	4	29
<i>Office of Graduate Studies & Research</i>	-	-	-	1	5	6	-	-	-
<i>No College Designated</i>	49	63	112	3	2	5	-	-	-
Total	3,774	3,784	7,558	455	282	737	119	114	233
% of Total	50%	50%	100%	62%	38%	100%	51%	49%	100%

Total Enrollment for Fall 2017 for LAU is 8,528: 4,348 Females and 4,180 Males.

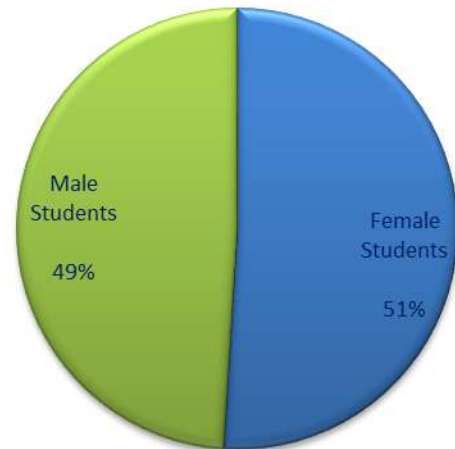
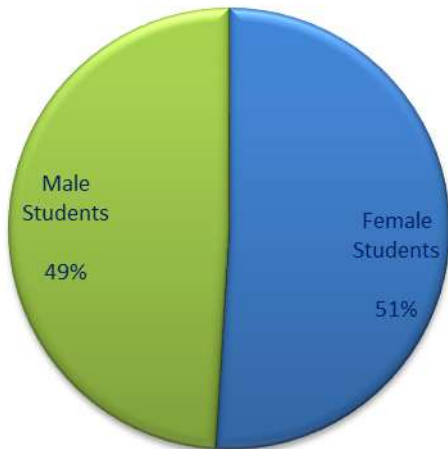
**** Include Special, Exchange, Study Abroad, Bridge SAS and Bridge SOB students.**

ENROLLMENT TRENDS Fall 2006 - Fall 2017



STUDENTS CHARACTERISTICS - Fall 2016

	Headcount	Percent of Total
<i>Lebanese Students</i>	6,993	82%
<i>International Students</i>	1,535	18%
<i>Female Students</i>	4,348	51%
<i>Male Students</i>	4,180	49%
<i>Degree Seeking Students</i>	8,502	99.7%
<i>Non-Degree Seeking Students</i>	26	0.3%
<i>Full-Time Undergraduate Students</i>	7,094	94%
<i>Part-Time Undergraduate Students</i>	464	6%
<i>Full-Time Graduate Students</i>	205	28%
<i>Part-Time Graduate Students</i>	532	72%
<i>Full-Time Professional Students</i>	233	100%



RETENTION RATES - Cohort Fall 2016

	Entering Cohort	Returning Fall 2015
<i>School of Architecture & Design</i>	162	98%
<i>School of Arts & Sciences</i>	475	87%
<i>Adnan Kassar School of Business</i>	408	90%
<i>School of Engineering</i>	339	93%
<i>Alice Ramez Chagoury School of Nursing</i>	20	100%
<i>School of Pharmacy</i>	96	92%
<i>Freshman</i>	243	79%
<i>Bridge</i>	36	75%
Total	1,779	89%

School/Cohort	Retention Rate
School of Architecture & Design	98%
School of Arts & Sciences	87%
Adnan Kassar School of Business	90%
School of Engineering	93%
Alice Ramez Chagoury School of Nursing	100%
School of Pharmacy	92%
Bridge	75%
Freshman	79%

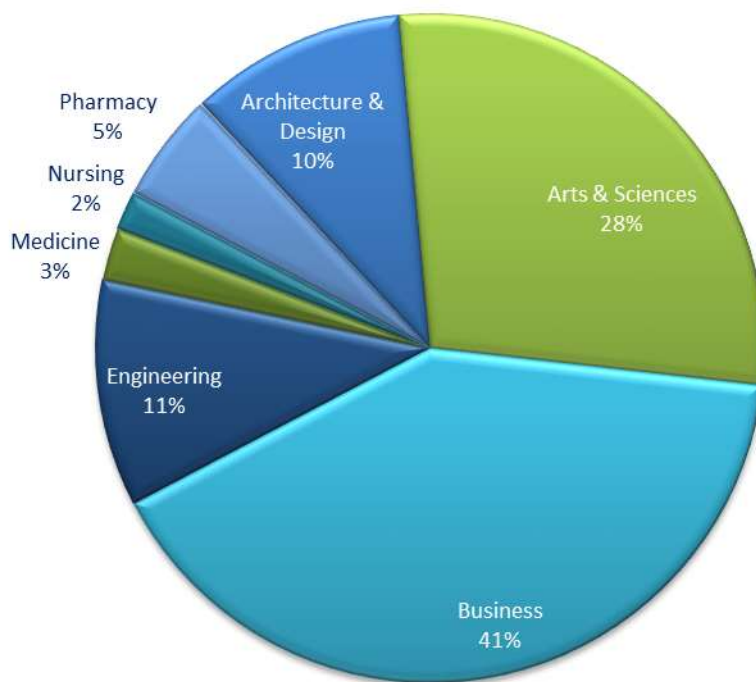
150% GRADUATION RATES - Cohort Fall 2009

<i>Bachelor of Arts and Bachelor of Science</i>	76%
<i>Bachelor of Engineering</i>	77%
<i>Bachelor of Pharmacy</i>	59%
<i>Bachelor of Architecture</i>	88%
<i>Bachelor of Arts in Interior Architecture</i>	93%
Bachelor's Degrees	75%

Degree Program	150% Graduation Rate
Bachelor of Arts and Bachelor of Science	76%
Bachelor of Engineering	77%
Bachelor of Pharmacy	59%
Bachelor of Architecture	88%
Bachelor of Arts in Interior Architecture	93%

DEGREES CONFERRED BY SCHOOL - From July 1, 2015 to June 30, 2017*

	Associate	Bachelor	Master	Professional	Postbachelor's Certificate
<i>Architecture & Design</i>	-	197			
<i>Arts & Sciences</i>	-	448	44		41
<i>Adnan Kassar School of Business</i>	-	640	124		
<i>Engineering</i>	-	203	4		
<i>Gilbert & Rose-Marie Chagoury School of Medicine</i>	-			48	
<i>Alice Ramez Chagoury School of Nursing</i>	-	35			
<i>Pharmacy</i>	-	69		30	
<i>Graduate Studies and Research</i>			2		
Total	0	1,592	174	78	41



FACULTY - Fall 2017

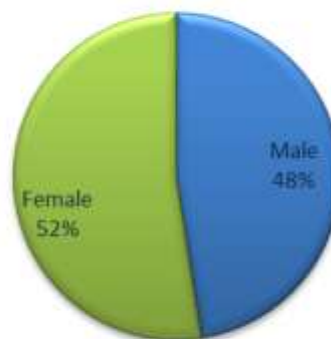
	Full-Time	% Female	Part-Time	% Female
Architecture & Design	31	39%	94	52%
Arts & Sciences	131	53%	301	65%
Adnan Kassar School of Business	74	31%	65	38%
Engineering	37	19%	63	35%
Gilbert & Rose-Marie Chagoury School of Medicine	16	56%	0	0%
Alice Ramez Chagoury School of Nursing	9	78%	1	100%
Pharmacy	20	60%	10	90%
Total	318	44%	534	56%

** Duplicate headcounts in part-time faculty counts occur as faculty may teach in two different schools.

<i>Physicians UMC-RH</i>	62	35%	111	33%
--------------------------	----	-----	-----	-----

STAFF - Fall 2016

	Management	Professional	Non-Professional	Part-Time Staff
Male	51	130	124	87
Female	35	259	38	101
Total	86	389	162	188

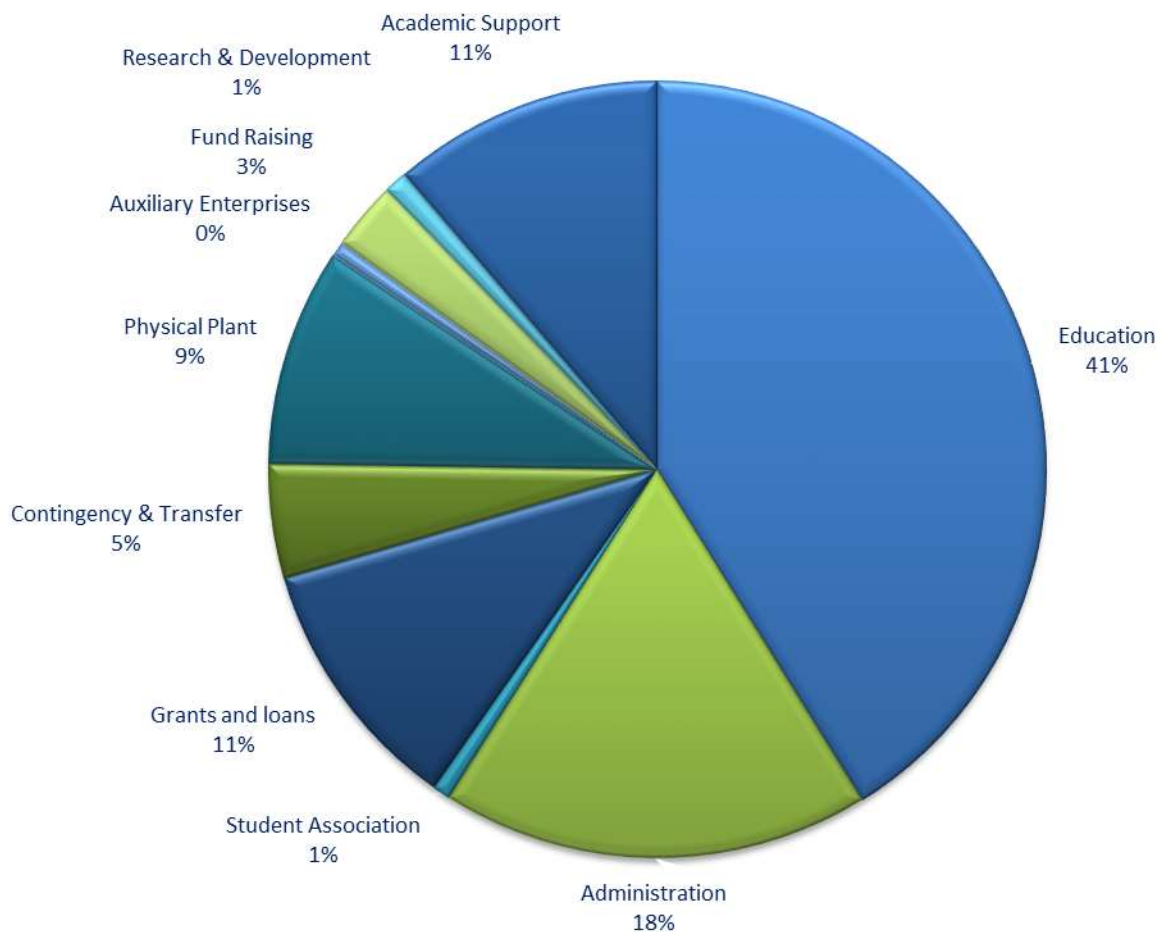


OPERATING BUDGET: \$ 179,185,659

Expenses by Function

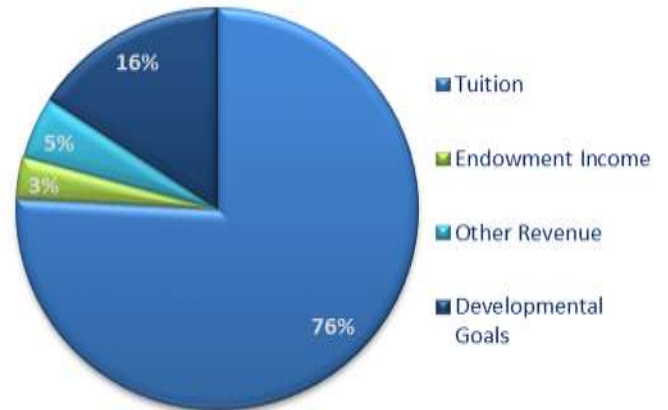
2016-2017

	USD
<i>Education</i>	73,737,563
<i>Administration</i>	31,954,599
<i>Student Association</i>	1,326,060
<i>Grants and loans</i>	19,298,519
<i>Contingency & Transfer</i>	8,500,000
<i>Physical Plant</i>	16,238,170
<i>Auxiliary Enterprises</i>	1,029,075
<i>Fund Raising</i>	5,145,803
<i>Research & Development</i>	1,719,700
<i>Academic Support</i>	20,236,170
Total	179,185,659



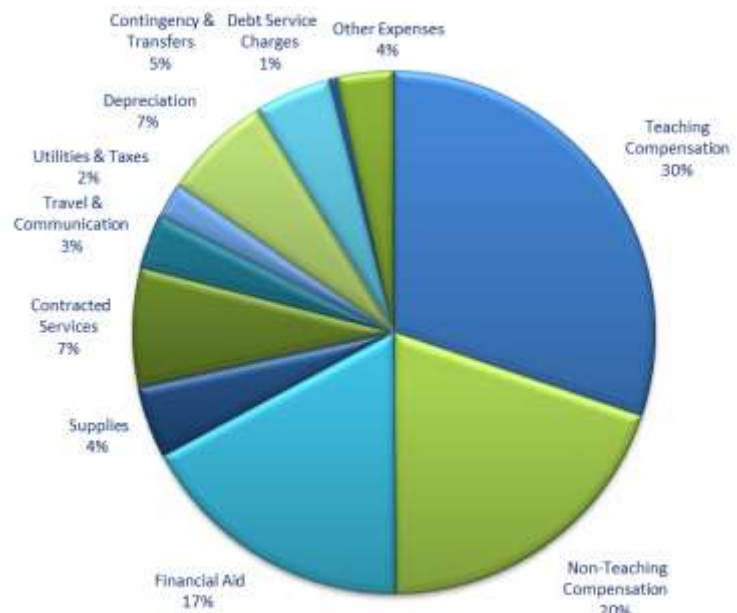
Revenue Budget 2016-2017

<i>Tuition</i>	135,870,976
<i>Endowment Income</i>	6,000,000
<i>Other Revenue</i>	8,964,440
<i>Developmental Goals</i>	28,350,243
Total	179,185,659



Expense Budget 2016-2017

<i>Teaching Compensation</i>	54,107,135
<i>Non-Teaching Compensation</i>	35,315,845
<i>Financial Aid</i>	30,957,180
<i>Supplies</i>	7,932,656
<i>Contracted Services</i>	13,216,409
<i>Travel & Communication</i>	6,084,900
<i>Utilities & Taxes</i>	3,858,670
<i>Depreciation</i>	12,027,715
<i>Contingency & Transfers</i>	8,500,000
<i>Debt Service Charges</i>	895,000
<i>Other Expenses</i>	6,290,149
Total	179,185,659



LIBRARY HOLDINGS 2016-2017

<i>Print Books</i>	366,470
<i>e-Books</i>	394,549
<i>Print/microform serial subscriptions</i>	589
<i>e-Journals (Full text)</i>	75,665
<i>Media materials</i>	15,628
<i>Online & Open Access databases</i>	165



ALUMNI

<i>Female Alumni</i>	23,207
<i>Male Alumni</i>	18,759
<i>Total Alumni</i>	41,966

Number of Alumni Chapters: 41

Alumni by Residence

Algeria	3	Ghana	37	Malta	1	South Africa	7
Angola	1	Greece	64	Mexico	5	Spain	14
Argentina	1	Guinea	3	Monaco	1	Sudan	12
Australia	53	Haiti	1	Morocco	9	Sweden	18
Austria	5	Holland	6	Mozambique	1	Switzerland	45
Bahrain	144	India	8	New Zealand	3	Syria	521
Belgium	19	Indonesia	3	Nigeria	24	Taiwan	1
Benin	1	Iran	55	Norway	3	Tanzania	2
Brazil	10	Iraq	252	Oman	56	Thailand	1
Canada	398	Ireland	1	Pakistan	6	Tunisia	8
China	1	Italy	11	Palestine	160	Turkey	21
Colombia	3	Ivory Coast	5	Panama	16	Uganda	1
Cyprus	98	Jamaica	1	Philippines	4	Ukraine	2
Democratic Republic of the Congo	1	Japan	3	Poland	12	United Arab Emirates	1,264
Denmark	4	Jordan	650	Qatar	258	United Kingdom	225
Egypt	66	Kenya	1	Republic of Singapore	2	United States of America	1,676
Ethiopia	18	Kuwait	581	Romania	3	Unknown	14
Finland	3	Lebanon	34,085	Russia	2	Venezuela	11
France	119	Liberia	10	Saudi Arabia	760	Vietnam	2
Gabon	1	Libya	11	Senegal	3	West Indies	4
Gambia	3	Luxembourg	1	Sierra Leone	10	Yemen	8
Germany	24	Malaysia	2	Somalia	1	Zimbabwe	2