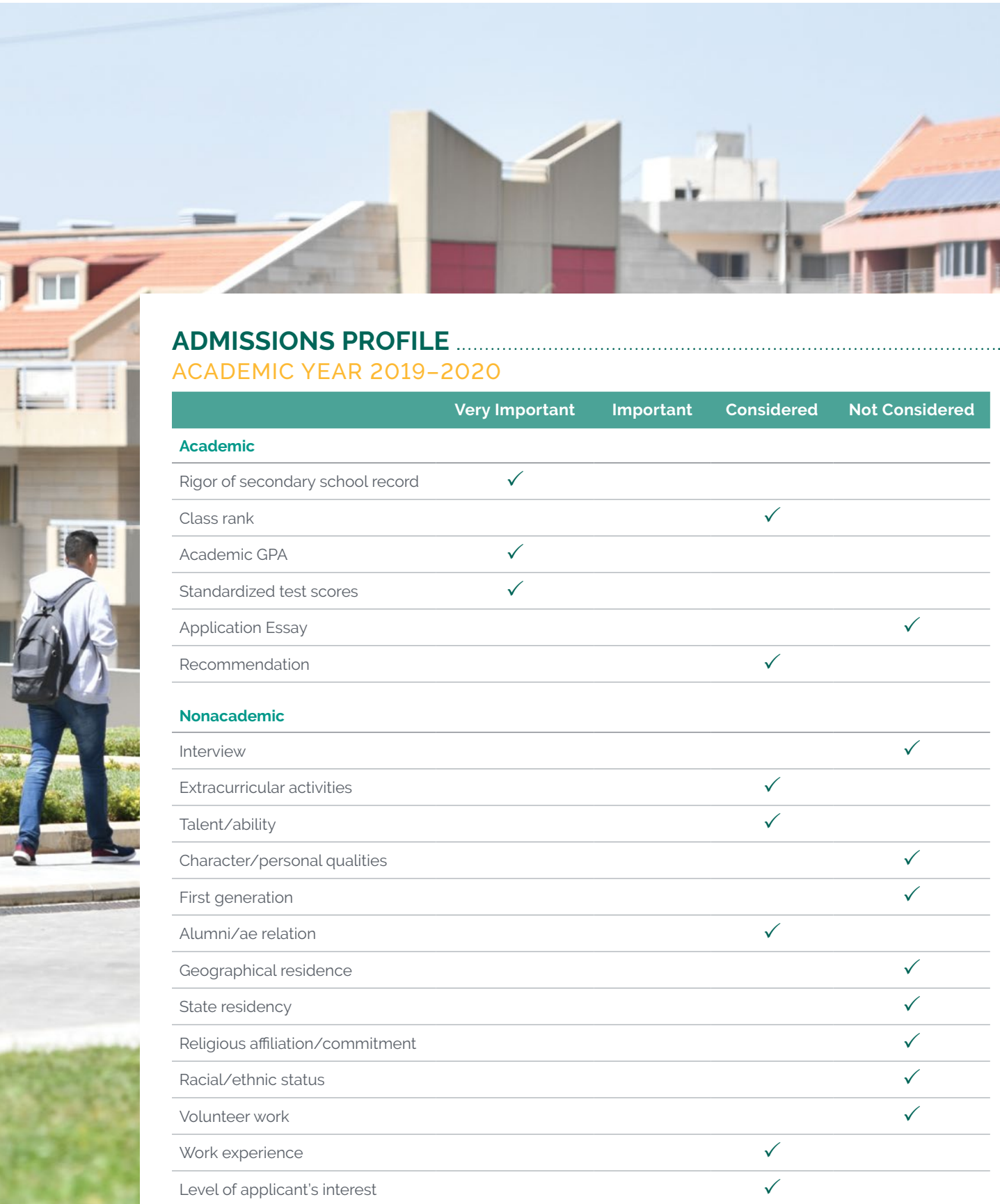




ADMISSIONS





ADMISSIONS PROFILE

ACADEMIC YEAR 2019–2020

	Very Important	Important	Considered	Not Considered
Academic				
Rigor of secondary school record	✓			
Class rank			✓	
Academic GPA	✓			
Standardized test scores	✓			
Application Essay				✓
Recommendation			✓	
Nonacademic				
Interview				✓
Extracurricular activities			✓	
Talent/ability			✓	
Character/personal qualities				✓
First generation				✓
Alumni/ae relation			✓	
Geographical residence				✓
State residency				✓
Religious affiliation/commitment				✓
Racial/ethnic status				✓
Volunteer work				✓
Work experience			✓	
Level of applicant's interest			✓	

STUDENT ADMISSIONS BY LEVEL

FALL 2019

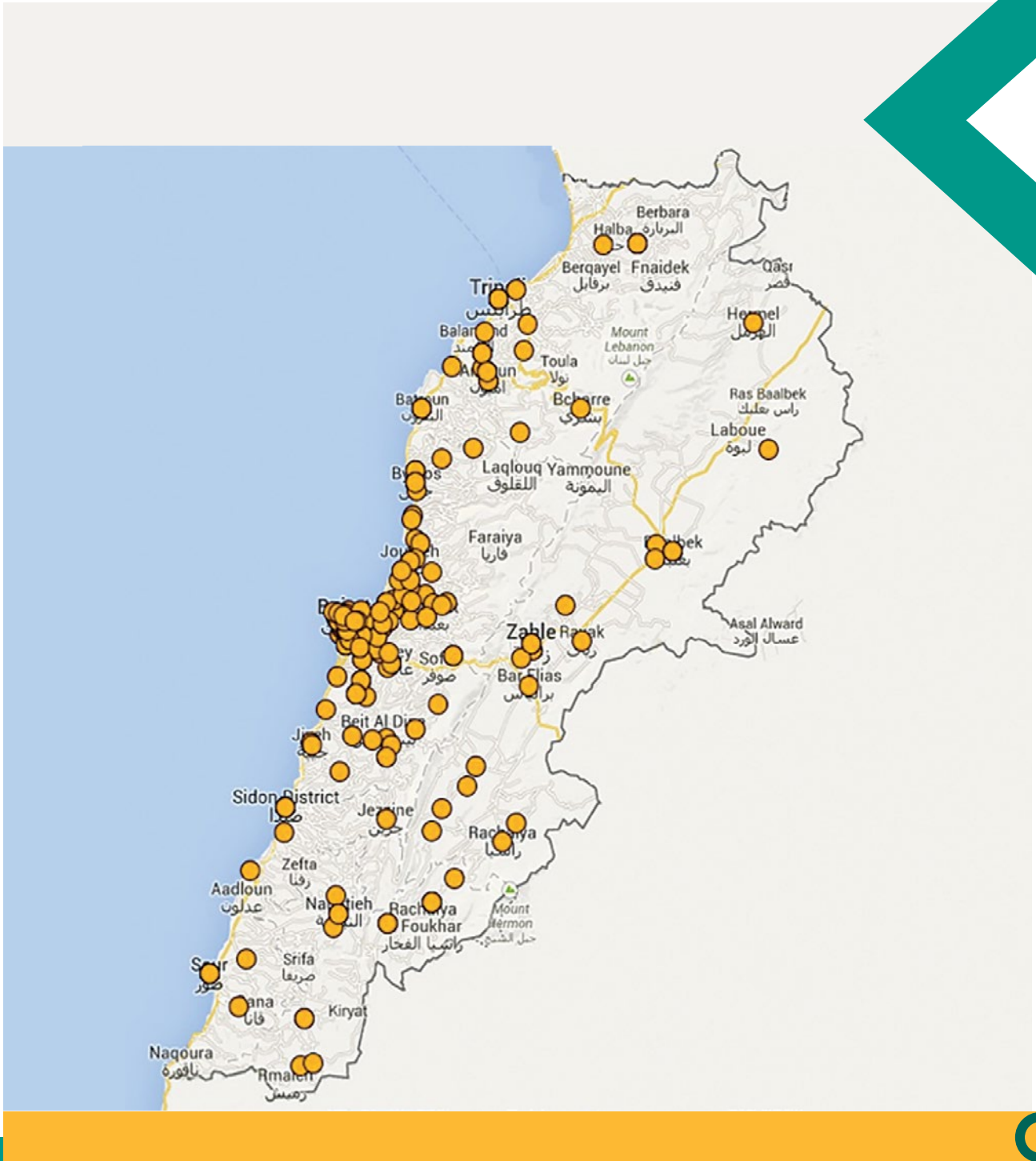
	Received Applications	Accepted Applications	Enrolled Applicants
Undergraduate	5,059	4,499	1,783
Graduate	476	282	189
Doctoral – Professional Practice	196	118	95
Total	5,731	4,899	2,067

Student Admissions by Level



APPLICATIONS FROM LEBANESE HIGH SCHOOLS

FALL 2019



STUDENT ADMISSIONS BY SCHOOL

FALL 2019


	Received Applications	Accepted Applications	Enrolled Applicants
School of Architecture and Design	282	257	85
School of Arts and Sciences	2680	2297	969
Adnan Kassar School of Business	1017	860	401
School of Engineering	1006	901	305
Gilbert and Rose-Marie Chagoury School of Medicine	158	81	63
Alice Ramez Chagoury School of Nursing	130	116	49
School of Pharmacy	292	268	128
No College Designated	166	119	67
Total	5,731	4,899	2,067

NEW USAID-USP STUDENT COHORT

FALL 2019

	Received Applications	Accepted Applications	Enrolled Applicants
School of Arts and Sciences	263	41	41
Adnan Kassar School of Business	58	9	9
School of Engineering	149	7	6
Alice Ramez Chagoury School of Nursing	48	11	10
Total	518	68	66

* **USAID University Scholarship Program** aims to provide undergraduate scholarships for promising public high school students from all governorates of Lebanon, with the support of the United States Agency for International Development (USAID).



FIRST-TIME UNDERGRADUATE STUDENT ADMISSIONS BY SCHOOL FALL 2019

	Received Applications	Accepted Applications	Enrolled Applicants
School of Architecture and Design	266	250	79
School of Arts and Sciences	2,284	2,070	809
Adnan Kassar School of Business	762	696	298
School of Engineering	950	874	287
Alice Ramez Chagoury School of Nursing	118	108	44
School of Pharmacy	224	210	85
No College Designated	104	66	28
Total	4,708	4,274	1,630

* **First-time student** is a student who has no prior postsecondary experience attending any institution for the first time at the undergraduate level. It also includes students enrolled in the fall term who attended college for the first time in the prior summer term, and students who entered with advanced standing.

AVERAGE SAT SCORES OF ACCEPTED FIRST-TIME STUDENTS FALL 2019

	Evidence-Based Reading & Writing	Math	Evidence-Based Reading & Writing + Math
Average LAU SAT scores for accepted first-time students	531	612	1,143
Average US SAT scores for year 2019 as per College Board Statistics	531	528	1,059

SCHOOL TYPE OF ACCEPTED FIRST-TIME STUDENTS FALL 2019

		Number of Schools	Percentage of Total	Number of Students	Percentage of Total
Lebanese Schools	Private	307	84%	3,737	96%
	Public	57	16%	144	4%
	Total	364	100%	3,881	100%
Regional and International Schools	Private	152	100%	393	100%
	Total	152	100%	393	100%
Total Schools	Private	459	89%	4,130	97%
	Public	57	11%	144	3%
	Total	516	100%	4,274	100%