

DEGREES CONFERRED




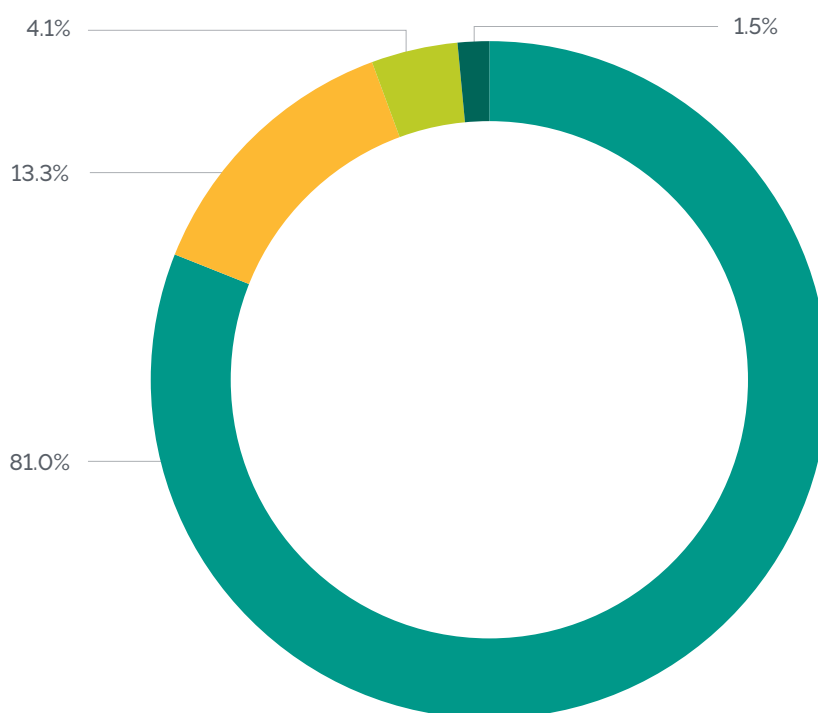


DEGREES CONFERRED BY SCHOOL

JULY 1, 2018 TO JUNE 30, 2019

	Bachelor's	Master's	Doctoral – Professional Practice	Post-bachelor's Certificate	Total
School of Architecture and Design	187	–	–	–	187
School of Arts and Sciences	476	74	–	32	582
Adnan Kassar School of Business	753	198	–	–	951
School of Engineering	225	9	–	–	234
Gilbert and Rose-Marie Chagoury School of Medicine	–	–	52	–	52
Alice Ramez Chagoury School of Nursing	19	–	–	–	19
School of Pharmacy	66	–	36	–	102
Graduate Studies & Research	–	3	–	–	3
Total	1,726	284	88	32	2,130

Degrees Conferred

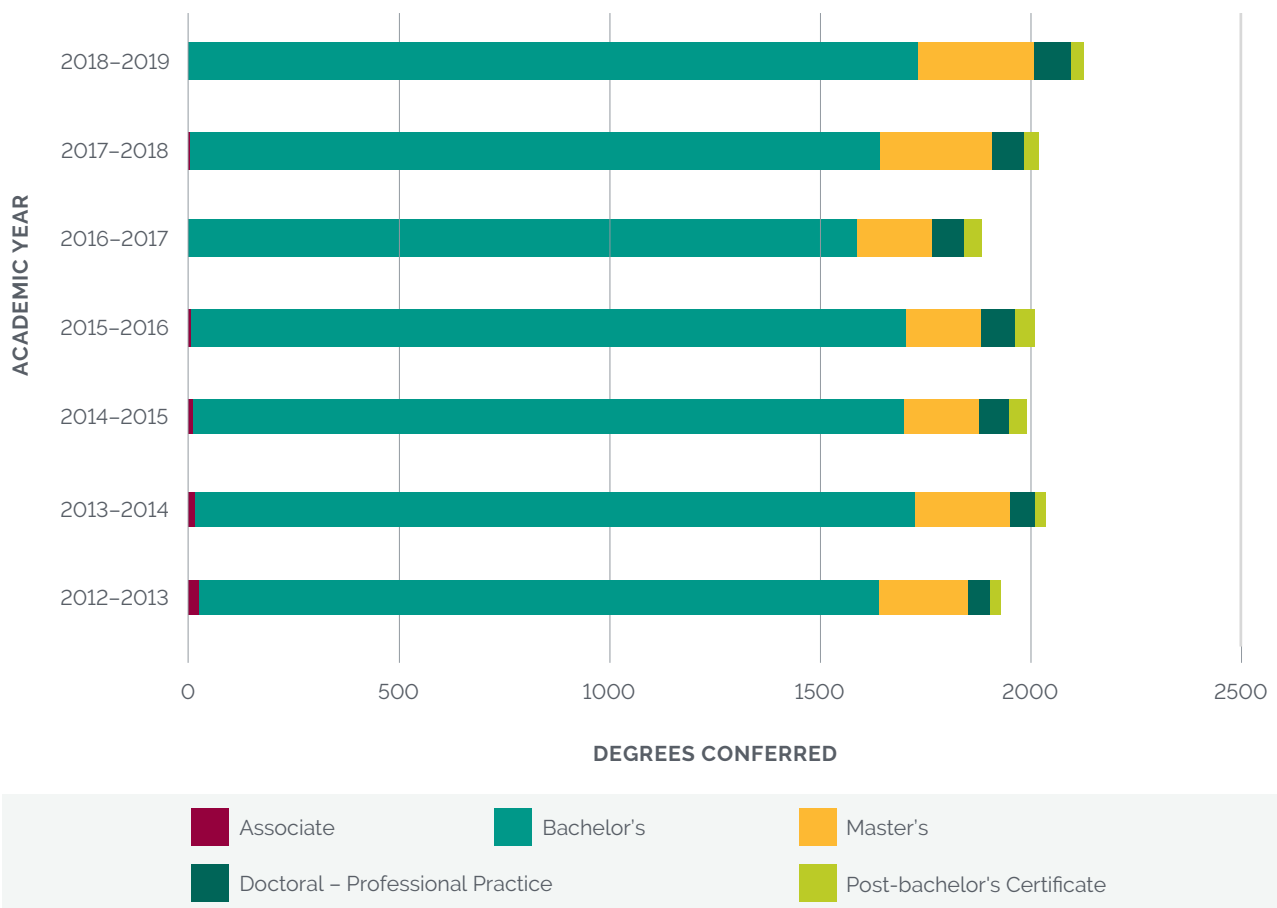


DEGREES CONFERRED BY DEGREE LEVEL

JULY 1, 2018 TO JUNE 30, 2019

	2012 – 2013	2013 – 2014	2014 – 2015	2015 – 2016	2016 – 2017	2017 – 2018	2018 – 2019
Associate	27	15	12	6	–	2	–
Bachelor's	1,615	1,718	1,691	1,699	1,592	1,645	1,726
Master's	210	218	178	180	174	263	284
Doctoral – Professional Practice	50	61	69	81	78	76	88
Post-bachelor's Certificate	30	25	40	46	41	35	32
Total	1,932	2,037	1,990	2,012	1,885	2,021	2,130
% change	4.1%	5.4%	-2.3%	1.1%	-6.3%	7.2%	5.4%

Degrees Conferred by Degree Level



UNDERGRADUATE DEGREE PROGRAMS AND MAJORS OFFERED

FALL 2019–2020

School of Architecture and Design

Bachelor of Architecture (BARCH)

Architecture	176 credits
--------------	-------------

Bachelor of Fine Arts (BFA)

Interior Design	120 credits
-----------------	-------------

Fashion Design	128 credits
----------------	-------------

Graphic Design	110 credits
----------------	-------------

Bachelor of Arts (BA)

Fine Arts	92 credits
-----------	------------



School of Arts And Sciences

Bachelor of Arts (BA)

Arabic Language & Literature			92 credits
Communication			92 credits
English	With emphasis on	English Language English Literature	92 credits
History			92 credits
Multimedia Journalism			92 credits
Performing Arts			92 credits
Philosophy			92 credits
Political Science	92 credits	Political Science	92 credits
Political Science / International Affairs		Political Science / International Affairs	92 credits
Psychology	92 credits	Psychology	92 credits
Social Work and Community Development	92 credits	Social Work and Community Development	92 credits
Television and Film			92 credits
Translation	With emphasis on	French Translation Business Literature	92 credits

Bachelor of Science (BS)

Applied Physics		94 credits
Bioinformatics		104 credits
Biology		96 credits
Chemistry		92 credits
Computer Science		92 credits
Mathematics		92 credits
Nutrition		94 credits
Nutrition & Dietetics – Coordinated Program		121 credits

Special Degree

Diploma in Learning Disabilities and Giftedness		21 credits
Teaching Diploma in	Elementary Level Intermediate and Secondary Level	21 credits



Adnan Kassar School of Business

Bachelor of Science (BS)

Business Studies	With emphasis on	Accounting Banking and Finance Family and Entrepreneurial Business International Business Information Technology Management Management Marketing	92 credits
Economics			92 credits
Hospitality and Tourism Management			92 credits

School of Engineering

Bachelor of Engineering (BE)

Civil Engineering	150 credits
Computer Engineering	150 credits
Electrical Engineering	150 credits
Industrial Engineering	150 credits
Mechanical Engineering	150 credits
Mechatronics Engineering	150 credits
Petroleum Engineering	150 credits

Special Degree

Pro Green Diploma (in collaboration with the American University of Beirut and The American University of Cairo)	18 credits
--	------------

Alice Ramez Chagoury School of Nursing

Bachelor of Science (BS)

Nursing	103 credits
---------	-------------

School of Pharmacy

Bachelor of Science (BS)

Pharmacy	174 credits
----------	-------------



GRADUATE DEGREE PROGRAMS AND MAJORS OFFERED

FALL 2019–2020

School of Architecture & Design

Mutaz & Rada Sawwaf Master of Arts (MA)

Islamic Art	30 credits
-------------	------------

School of Arts and Sciences

Master of Arts (MA)

Education	30 credits
International Affairs	30 credits
Migration Studies	30 credits
Interdisciplinary Gender Studies	30 credits

Master of Science (MS)

Computer Science	30 credits
Applied and Computational Mathematics	30 credits
Molecular Biology	30 credits
Nutrition	30 credits

Adnan Kassar School of Business

Master of Business Administration (MBA)

Business Administration	39 credits
-------------------------	------------

Executive Master's Program (EMBA)

Business Administration	36 credits
-------------------------	------------

Master of Arts (MA)

Applied Economics	30 credits
-------------------	------------

Master of Law (LLM)

Business Law	30 credits
--------------	------------

Master of Science (MS)

Human Resources Management	30 credits
----------------------------	------------

School of Engineering

Master of Science in Engineering (MSE)

Civil and Environmental Engineering	Infrastructure and Construction Management Environmental Science, Engineering and Management Engineering Mechanics	30 credits
Computer Engineering	Computer Engineering Computer and Communication Engineering	30 credits
Industrial Engineering and Engineering Management	Engineering Management	30 credits
Mechanical Engineering		30 credits

School of Pharmacy

Master of Science (MS)

Pharmaceutical Development and Management	36 credits
---	------------

Office of Graduate Studies & Research

Executive Masters of Arts (EMAAS)

Actuarial Science	36 credits
-------------------	------------

DOCTORAL – PROFESSIONAL PRACTICE DEGREE PROGRAMS AND MAJORS OFFERED

ACADEMIC YEAR 2019–2020

Gilbert and Rose-Marie Chagoury School of Medicine

Doctor of Medicine (MD)

School of Pharmacy

Doctor of Pharmacy (PharmD) 201 credits *

* Includes 174 credits as required for Bachelor of Science in Pharmacy degree in addition to 27 credits required for Doctor of Pharmacy degree.



BACHELOR'S DEGREES 150% GRADUATION RATES

ENTERING COHORTS 2009–2013

	2009		2010		2011		2012		2013	
	N	%	N	%	N	%	N	%	N	%
Bachelor of Arts and Bachelor of Science (3 years)	902	75.8%	830	78.2%	887	79.7%	818	79.8%	863	76.5%
Bachelor of Arts and Bachelor of Science (4 years)	–	–	–	–	–	–	–	–	13	84.6%
Bachelor of Engineering	205	76.6%	183	83.6%	262	82.4%	250	85.2%	279	79.6%
Bachelor of Pharmacy	110	59.1%	90	82.2%	102	75.5%	76	n.a.	81	n.a.
Bachelor of Architecture	58	87.9%	80	90.0%	50	88.0%	50	n.a.	48	n.a.
Bachelor of Arts in Interior Architecture	14	92.9%	33	84.9%	29	86.2%	38	86.8%	35	82.9%
Total Bachelor's Degrees	1,289	75.3%	1,216	80.3%	1,330	80.4%	1,232	n.a.	1,319	n.a.

* **150% graduation rate** is the percentage of students entering the institution as full-time, first-time, degree seeking undergraduate students in the specified fall cohort who have completed their degree within 150 percent of normal time to completion.

Bachelor of Arts and Bachelor of Science: 4.5 years

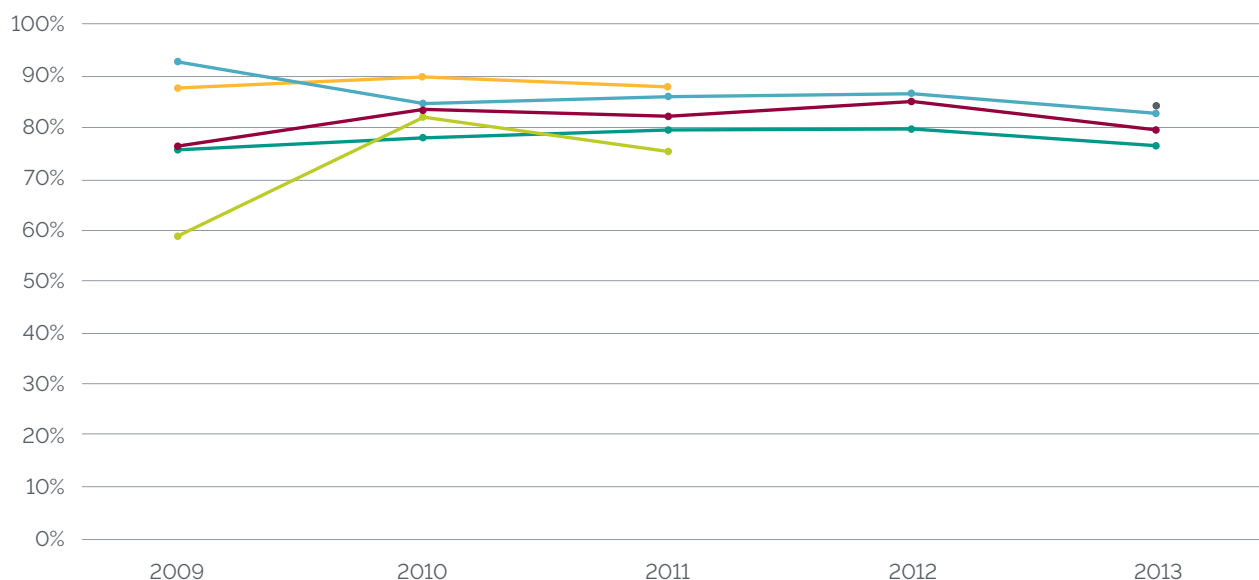
Bachelor of Engineering: 6 years

Bachelor of Pharmacy: 7.5 years

Bachelor of Architecture: 7.5 years

Bachelor of Interior Architecture: 6 years

Bachelor's Degrees 150% Graduation Rates



- Bachelor of Arts and Bachelor of Science (3 years)
- Bachelor of Arts and Bachelor of Science (4 years)
- Bachelor of Engineering
- Bachelor of Pharmacy
- Bachelor of Architecture
- Bachelor of Arts in Interior Architecture



BACHELOR'S DEGREES SIX-YEAR GRADUATION RATES ENTERING COHORTS 2009–2013

	2009		2010		2011		2012		2013	
	N	%	N	%	N	%	N	%	N	%
School of Architecture and Design	177	80.2%	202	84.7%	143	84.6%	127	82.7%	131	85.5%
School of Arts and Sciences	313	76.0%	374	80.5%	391	81.8%	406	83.5%	404	79.2%
Adnan Kassar School of Business	474	87.6%	357	88.8%	404	88.1%	352	89.2%	399	85.2%
School of Engineering	205	75.6%	183	82.5%	262	81.7%	250	84.0%	279	77.8%
Alice Ramez Chagoury School of Nursing	–	–	10	100.0%	28	92.9%	21	100.0%	25	80.0%
School of Pharmacy	110	60.9%	90	56.7%	102	60.8%	76	82.9%	81	79.0%
No College Designated	10	60.0%	–	–	–	–	–	–	–	–
Total Bachelor's Degrees	1,289	79.4%	1,216	82.3%	1,330	82.6%	1,232	85.4%	1,319	81.3%

* *Six-year graduation rate* is the percentage of students entering the institution as full-time, first-time, degree seeking undergraduate students in the specified fall cohort who have completed their degree within six years.



Bachelor's Degrees Six-year Graduation Rates

