

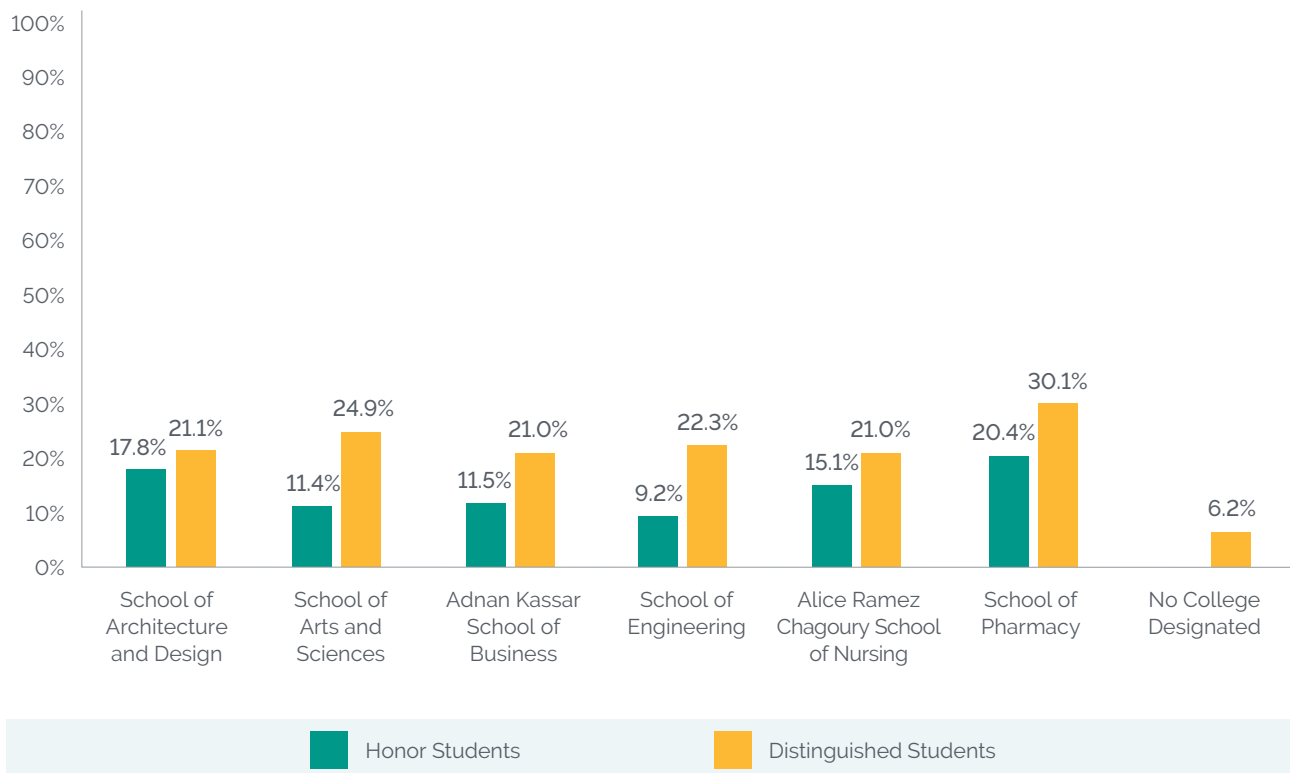
ACADEMIC AND STUDENT RELATED INFORMATION



HONOR AND DISTINGUISHED UNDERGRADUATE STUDENTS FALL 2019

	Undergraduate Enrolled Students	Honor Students		Distinguished Students	
		Number of Students	% of Enrolled Students	Number of Students	% of Enrolled Students
School of Architecture and Design	790	141	17.8%	167	21.1%
School of Arts and Sciences	2,349	267	11.4%	584	24.9%
Adnan Kassar School of Business	2,217	255	11.5%	466	21.0%
School of Engineering	1,413	130	9.2%	315	22.3%
Alice Ramez Chagoury School of Nursing	119	18	15.1%	25	21.0%
School of Pharmacy	432	88	20.4%	130	30.1%
No College Designated	113	–	0.0%	7	6.2%
Total	7,433	899	12.1%	1,694	22.8%

Honor and Distinguished Undergraduate Students



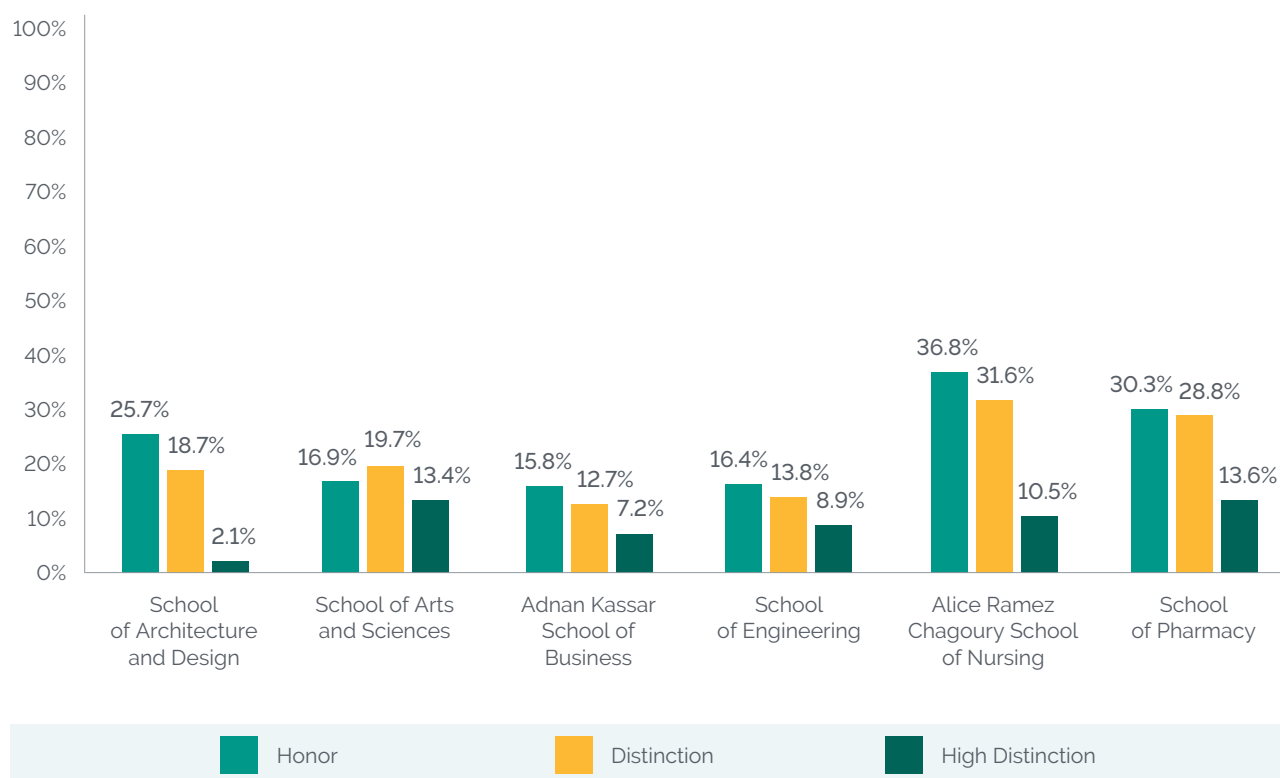
HONOR, DISTINCTION AND HIGH DISTINCTION GRADUATING STUDENTS

ACADEMIC YEAR 2018–2019*

	Graduating Students	Honor		Distinction		High Distinction	
		Number of Students	% of Graduating Students	Number of Students	% of Graduating Students	Number of Students	% of Graduating Students
School of Architecture & Design	187	48	25.7%	35	18.7%	4	2.1%
School of Arts & Sciences	508	86	16.9%	100	19.7%	68	13.4%
Adnan Kassab School of Business	753	119	15.8%	96	12.7%	54	7.2%
School of Engineering	225	37	16.4%	31	13.8%	20	8.9%
Alice Ramez Chagoury School of Nursing	19	7	36.8%	6	31.6%	2	10.5%
School of Pharmacy	66	20	30.3%	19	28.8%	9	13.6%
Total	1,758	317	18.0%	287	16.3%	157	8.9%

* Includes only undergraduate students.

Honor, Distinction and High Distinction Graduating Students



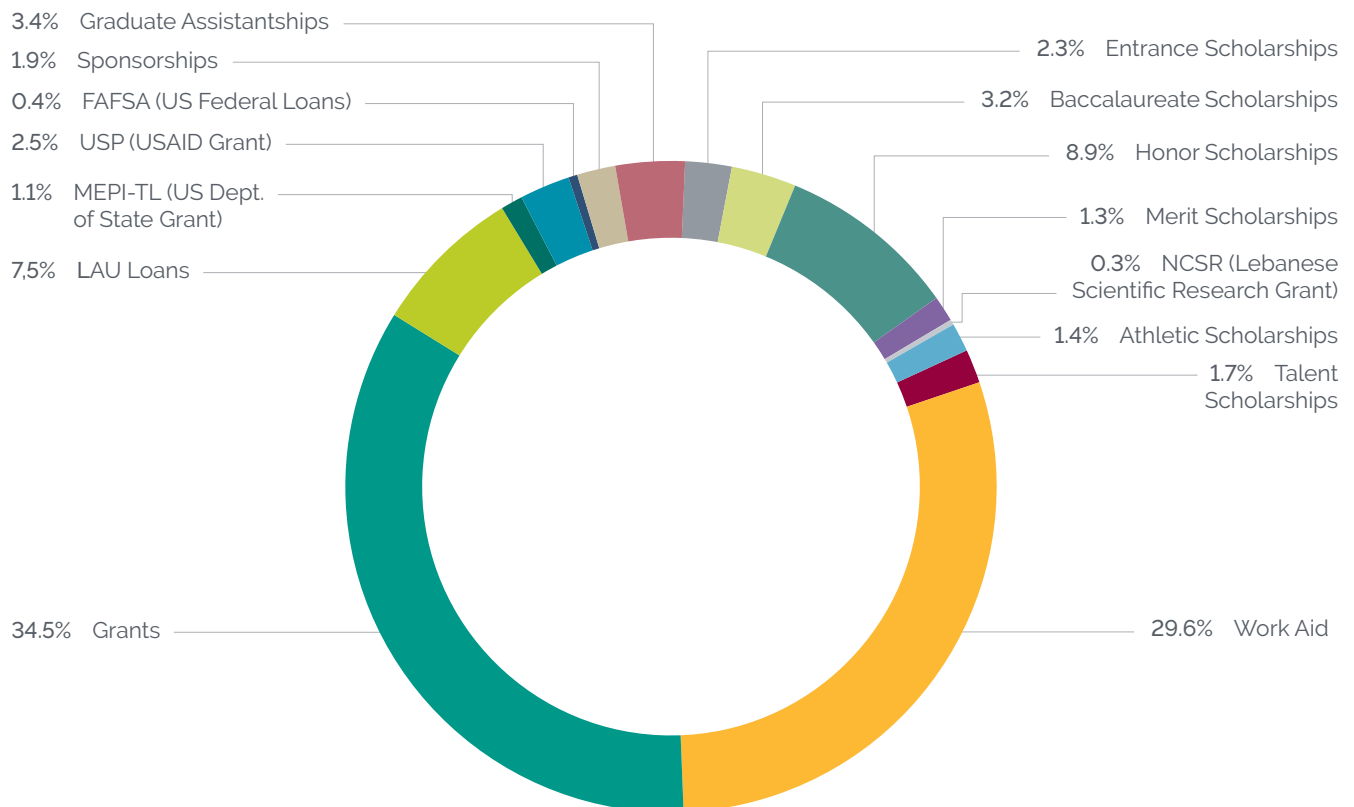
STUDENT FINANCIAL AID PROGRAM

ACADEMIC YEAR 2018–2019

Type of Aid AY 2018–2019	Count	Amount
Entrance Scholarships	219	\$847,300.70
Baccalaureate Scholarships	306	\$2,900,740.50
Honor Scholarships	848	\$3,581,852.20
Merit Scholarships	121	\$2,139,444.10
NCSR (Lebanese Scientific Research Grant)	25	\$534,385.00
Athletic Scholarships	135	\$323,169.10
Talent Scholarships	159	\$928,359.75
Work Aid	2805	\$5,038,070.30
Grants	3268	\$15,164,098.92
LAU Loans	710	\$1,018,676.39
MEPI-TL (US Dept. of State Grant)	103	\$457,970.50
USP (USAID Grant)	237	\$1,525,376.65
FAFSA (US Federal Loans)	42	\$385,627.00
Sponsorships	181	\$1,034,726.55
Graduate Assistantships	326	\$2,009,265.86
Total	4824	\$37,889,063.52

****** Duplicates occur at the level of the number of awards as a student may benefit from more than one type of financial aid, yet the total financial aid headcount is unduplicated.

Student Financial Aid Program

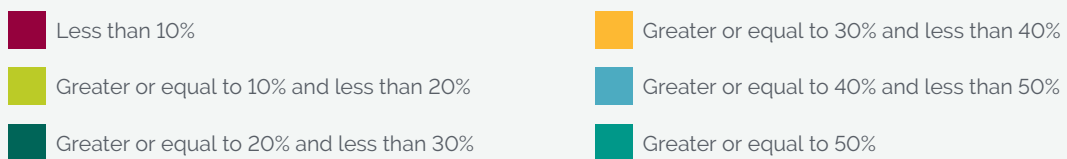
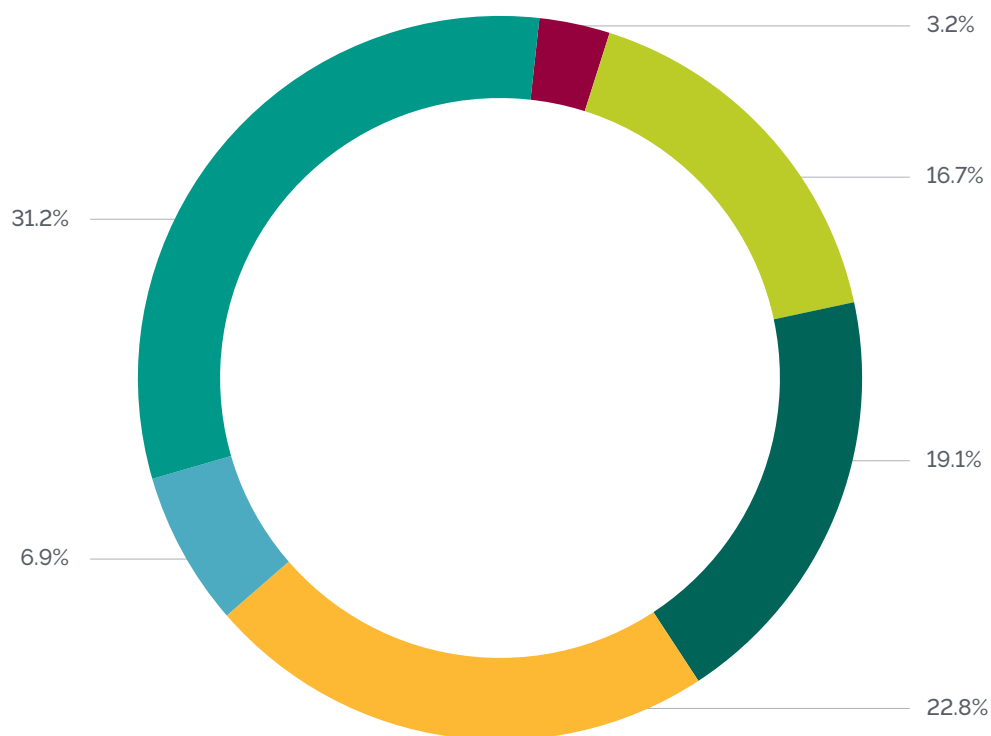


DISTRIBUTION OF FINANCIAL AID AWARDS

ACADEMIC YEAR 2018–2019

	Number of Students	Total Yearly Tuition	Total Yearly Financial Aid
Less than 10%	142	\$2,231,090.00	\$205,071.75
Greater or equal to 10% and less than 20%	753	\$13,880,180.00	\$2,173,863.72
Greater or equal to 20% and less than 30%	860	\$16,251,123.00	\$4,021,808.65
Greater or equal to 30% and less than 40%	1027	\$19,073,475.00	\$6,503,626.29
Greater or equal to 40% and less than 50%	310	\$6,051,959.00	\$2,687,121.58
Greater or equal to 50%	1404	\$26,801,370.00	\$19,902,678.67
Total	4496	\$84,289,197.00	\$35,494,170.66

Distribution of Financial Aid Awards



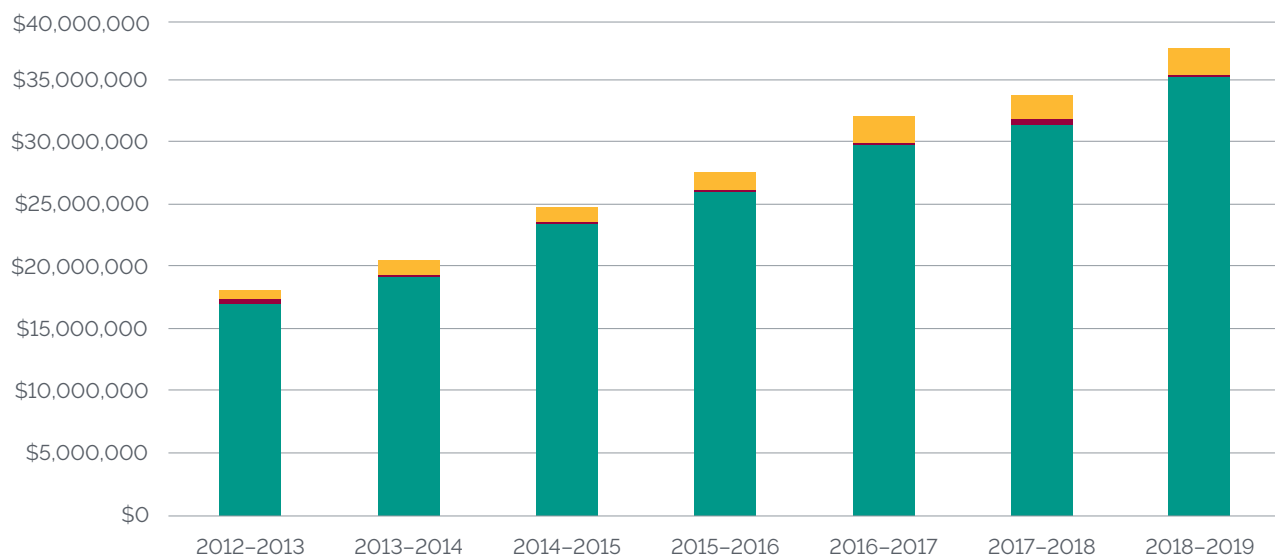


TRENDS IN FINANCIAL AID BUDGET

ACADEMIC YEAR 2018–2019

	2012 – 2013	2013 – 2014	2014 – 2015	2015 – 2016	2016 – 2017	2017 – 2018	2018 – 2019
Financial Aid	\$17,230,919.79	\$19,252,078.91	\$23,552,807.00	\$26,254,274.77	\$30,043,644.84	\$31,720,027.92	\$35,494,170.66
FAFSA	\$377,377.00	\$398,566.00	\$418,986.00	\$329,811.00	\$361,484.00	\$395,329.00	\$385,627.00
Graduate Assistantships	\$921,240.15	\$1,133,394.00	\$1,181,898.72	\$1,249,609.62	\$2,103,827.25	\$1,948,183.40	\$2,009,265.86
Total	\$18,529,536.94	\$20,784,038.91	\$25,153,691.72	\$27,833,695.39	\$32,508,956.09	\$34,063,540.32	\$37,889,063.52

Trends in Financial Aid Budget



Financial Aid

FAFSA

Graduate Assistantships

TUITION AND FEES

ACADEMIC YEAR 2019–2020

The average undergraduate tuition for the academic year 2019-2020 is \$20,172 per year and the average graduate tuition is \$13,349 per year. Annual tuition fees for doctoral/professional practice programs amount to \$33,822 for students in the School of Medicine and \$26,400 for PharmD students. Tuition varies depending on the degree program.

Program	Undergraduate Per Term Rate (*)	Per Credit Rate
SCHOOL OF ARCHITECTURE & DESIGN		
Undergraduate Program		
Bachelor of Architecture	\$10,200	\$854
BA in Fashion Design	\$10,200	\$854
BA in Fine Arts	\$10,200	\$854
BS in Graphic Design	\$10,200	\$854
BA in Interior Architecture	\$10,200	\$854
BS in Interior Design	\$10,200	\$854
Graduate Program (**)		
MA in Islamic Art	–	\$867
SCHOOL OF ARTS AND SCIENCES		
BA in Arabic Language and Literature	\$8,382	\$698
BA in Communication Arts/Communication	\$9,319	\$779
BA in English	\$8,382	\$698
BA in History	\$8,382	\$698
BA in Multimedia Journalism	\$9,319	\$779
BA in Performing Arts	\$9,319	\$779
BA in Philosophy	\$8,382	\$698
BA in Political Science	\$8,382	\$698
BA in Political Science/International Affairs	\$8,382	\$698
BA in Psychology	\$8,382	\$698
BA in Social Work	\$8,382	\$698
BA in Television and Film	\$9,319	\$779
BA in Translation	\$8,382	\$698
BS in Bioinformatics	\$9,319	\$779
BS in Biology	\$9,319	\$779
BS in Chemistry	\$9,319	\$779
BS in Computer Science	\$9,319	\$779
BS in General Science	\$9,319	\$779
BS in Mathematics	\$9,275	\$775
BS in Nutrition	\$9,319	\$779

Program	Undergraduate Per Term Rate (*)	Per Credit Rate
SCHOOL OF ARTS AND SCIENCES		
BS in Nutrition and Dietetics (Coordinated Program)	–	\$814
Bridge-Arts	\$8,382	\$698
Bridge-Science	\$9,319	\$779
Dietetics Internship	–	\$773
Freshman	\$8,423	\$701
Intensive English	\$7,900	\$658
Teaching Diploma	\$8,382	\$698
Diploma in Learning Disabilities & Giftedness	\$8,382	\$698
Regent's College Degree	\$9,319	\$779
Graduate programs (**)		
MA in Education	–	\$780
MA in Interdisciplinary Gender Studies	–	\$780
MA in International Affairs	–	\$780
MA in Multimedia Journalism	–	\$780
MA in Migration Studies	–	\$780
MS in Applied and Computational Mathematics	–	\$814
MS in Molecular Biology	–	\$814
MS in Computer Science	–	\$814
ADNAN KASSAR SCHOOL OF BUSINESS		
Undergraduate Programs		
Bridge program	\$9,938	\$827
Graduate Programs (**)		
Executive Master of Business Administration (**)	–	\$900
LLM in Business Law	–	\$882
MA in Applied Economics	–	\$882
Master of Business Administration (MBA)	–	\$882
MS in Human Resources Management	–	\$882
QBA (Remedial MBA Course)	–	\$882
Interdisciplinary		
Executive MA in Actuarial Science	–	\$900

Program	Undergraduate Per Term Rate (*)	Per Credit Rate
SCHOOL OF ENGINEERING		
Undergraduate Program		
BE in Civil Engineering	\$10,154	\$848
BE in Computer Engineering	\$10,154	\$848
BE in Industrial Engineering	\$10,154	\$848
BE in Electrical Engineering	\$10,154	\$848
BE in Mechanical Engineering	\$10,154	\$848
BE in Petroleum Engineering	\$10,154	\$848
BE in Mechatronics Engineering	\$10,154	\$848
Graduate Program (**)		
MS in Civil and Environmental Engineering	–	\$891
MS in Computer Engineering	–	\$891
MS in Industrial Engineering and Engineering Management	–	\$891
ALICE RAMEZ CHAGOURY SCHOOL OF NURSING		
Undergraduate Program		
BS in Nursing - New students AY 2019–2020	\$7,135	\$597
Continuing students AY 2018–2019	\$6,926	\$580
Continuing students AY 2017–2018	\$6,676	\$559
Continuing students AY 2016–2017	\$6,450	\$540
Continuing students AY 2015–2016	\$6,084	\$510
Continuing students AY 2014–2015	\$6,084	\$510
SCHOOL OF PHARMACY		
Undergraduate Program		
BS in Pharmacy	\$10,850	\$906
Graduate Program (**)		
MS in Pharmaceutical Development & Management	–	\$779
OTHER		
New York Academic Center	–	\$945
Special Students	\$10,967	\$912
Undecided Major	\$9,319	\$779

Program	Annual Tuition
GILBERT AND ROSE-MARIE CHAGOURY SCHOOL OF MEDICINE	
MD Program	
New students AY 2019–2020	\$33,822
Continuing students AY 2018–2019	\$32,837
Continuing students AY 2017–2018	\$31,650
Continuing students AY 2016–2017	\$30,430
Continuing students AY 2015–2016	\$28,704
Continuing students AY 2014–2015	\$28,704
Continuing students AY 2013–2014	\$26,400

SCHOOL OF PHARMACY	
Doctor of Pharmacy - PharmD	\$26,400

(*) 12 or more credit hours per term

(**) Graduate Programs per credit

(***) Research Doctoral fees are offered to PhD candidates of other universities using the LAU labs.

Exchange rate: 1 US Dollar = Lebanese Pounds 1,507.50





STUDENT HOUSING

FALL 2019

	Number of Rooms Available	Number of Residents	Number of Rooms Occupied	Occupancy Rate
RESIDENCE HALL FOR FEMALES				
Beirut campus				
Santona Residence	37	69 Students/ 1 Faculty	37	100%
Berkeley Hotel	23	47	21	91%
Byblos campus				
Residence Hall Block B	61	97 students / 1 faculty	61	100%
Nacouzi (LAU-sponsored)	12	23	12	100%
RESIDENCE HALL FOR MALES				
Beirut campus				
Santona Residence	15	25	15	100%
Berkeley Hotel	24	40	22	91%
Byblos campus				
Residence Hall Block B	45	73	45	100%
Residence Hall Block C	12	19	10	83%

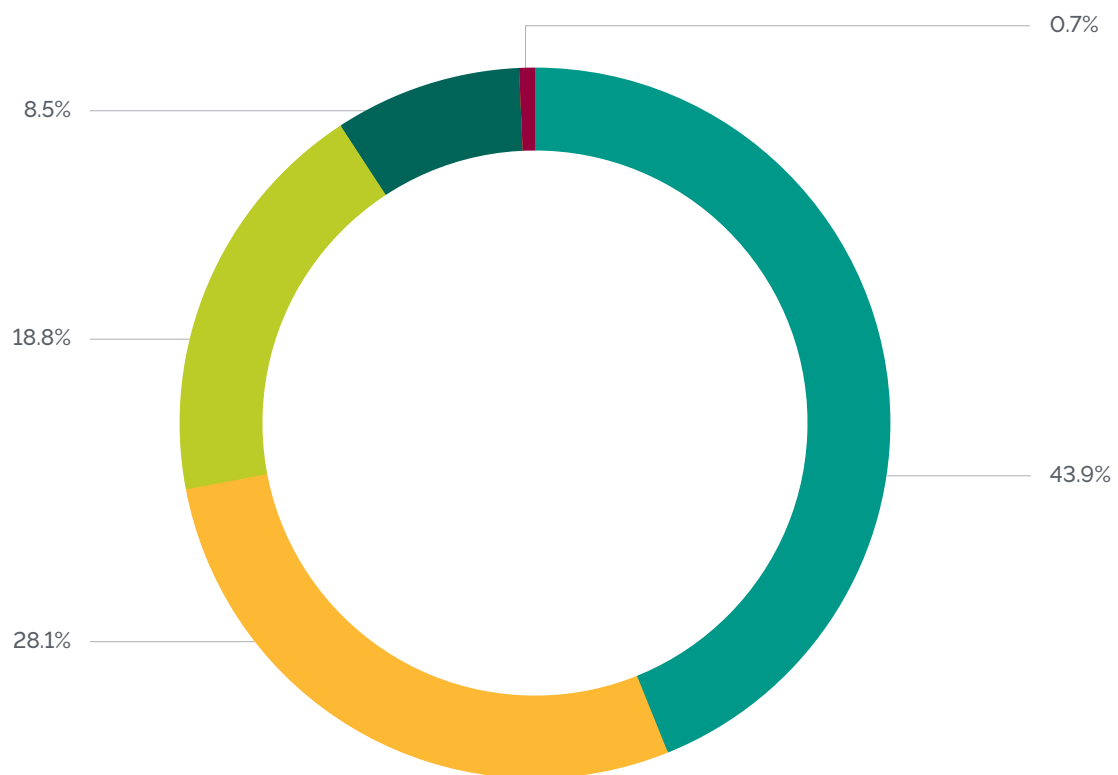
	Average Housing Fees per Year AY 2019–2020		
	Beirut campus	Byblos campus	University wide
Single Room	\$11,104	\$6,870	\$8,987
Shared Room	\$7,210	\$4,485	\$5,848

CLASS SIZE

FALL 2019

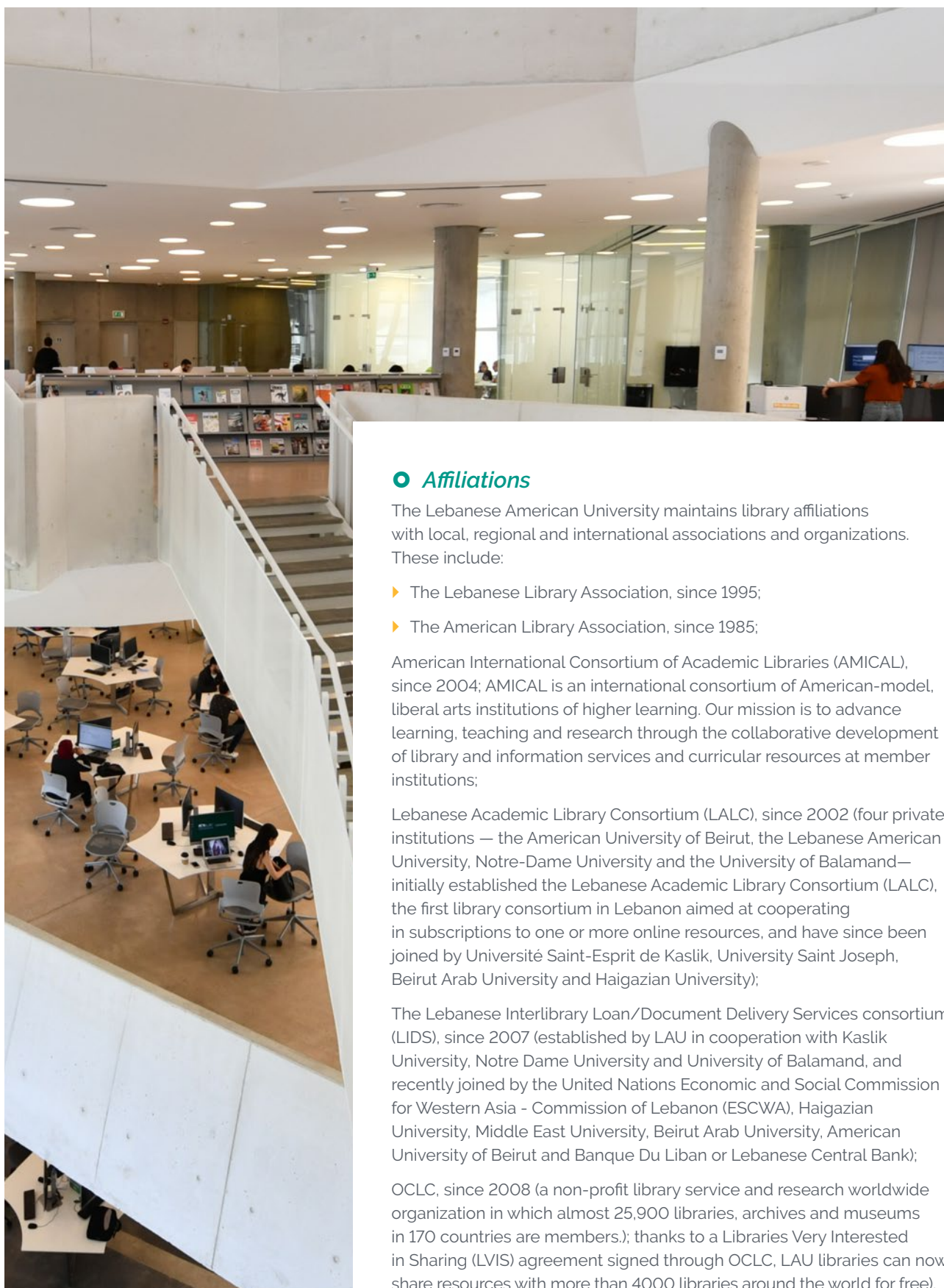
Schedule Type	1 – 20	21 – 30	31 – 40	41 – 50	Above 50
Lab	174	35	4	–	–
Language	52	202	3	–	–
Lecture	354	217	301	141	12
Seminar	5	1	–	–	–
Studio	149	15	6	1	–
Total	734	470	314	142	12

Class Size



LIBRARY AND OTHER INFORMATION RESOURCES

ACADEMIC YEAR 2018–2019



● Affiliations

The Lebanese American University maintains library affiliations with local, regional and international associations and organizations. These include:


- ▶ The Lebanese Library Association, since 1995;
- ▶ The American Library Association, since 1985;

American International Consortium of Academic Libraries (AMICAL), since 2004; AMICAL is an international consortium of American-model, liberal arts institutions of higher learning. Our mission is to advance learning, teaching and research through the collaborative development of library and information services and curricular resources at member institutions;

Lebanese Academic Library Consortium (LALC), since 2002 (four private institutions — the American University of Beirut, the Lebanese American University, Notre-Dame University and the University of Balamand— initially established the Lebanese Academic Library Consortium (LALC), the first library consortium in Lebanon aimed at cooperating in subscriptions to one or more online resources, and have since been joined by Université Saint-Esprit de Kaslik, University Saint Joseph, Beirut Arab University and Haigazian University);

The Lebanese Interlibrary Loan/Document Delivery Services consortium (LIDS), since 2007 (established by LAU in cooperation with Kaslik University, Notre Dame University and University of Balamand, and recently joined by the United Nations Economic and Social Commission for Western Asia - Commission of Lebanon (ESCWA), Haigazian University, Middle East University, Beirut Arab University, American University of Beirut and Banque Du Liban or Lebanese Central Bank);

OCLC, since 2008 (a non-profit library service and research worldwide organization in which almost 25,900 libraries, archives and museums in 170 countries are members.); thanks to a Libraries Very Interested in Sharing (LVIS) agreement signed through OCLC, LAU libraries can now share resources with more than 4000 libraries around the world for free).



Library and Other Information Resources 2018–2019

Expenditures / FTE Student

Materials	\$239
Salaries & Wages (permanent staff)	\$151
Salaries & Wages (student employees)	\$18
Other Operating expenses	\$101

Collections

Percent available physically	36%
Percent available electronically	64%
Number of digital repositories	7,391

Personnel (FTE)

Librarians - Beirut campus	13
Librarians - Byblos campus	8
Other library personnel - Beirut campus	8
Other library personnel - Byblos campus	5

Availability/attendance

Hours of operation/week – Beirut campus	97.50
Hours of operation/week – Byblos campus	92.50

Consortia/Partnerships

Lebanese Academic Library Consortium (LALC) <http://lalc.lau.edu.lb/>

Lebanese ILL/DD Services Consortium (LIDS) <https://www.facebook.com/LIDS-Consortium-714676411911054/>

AMICAL Consortium <https://www.amicalnet.org/>

INFORMATION TECHNOLOGY RESOURCES

ACADEMIC YEAR 2018–2019

Information Technology Resources	
COURSE MANAGEMENT SYSTEM	
Number of classes using the system	1,749
Number of students (having seats) on system	53,772
BANDWIDTH	
On-Campus Network	10 Gbps
Off-Campus Access – Commodity Internet	1.6 Gbps
Wireless Protocol(s)	802.11 b/g/n
NETWORK	
Percent of residence halls connected to network	
Wired	100%
Wireless	100%
Percent of classrooms connected to network	
Wired	100%
Wireless	100%
Public wireless ports	7,000
Public computers connected to network	1,601
Public computers connected to network in libraries	338
MULTIMEDIA CLASSROOMS (PERCENT)	
Beirut campus	100%
Byblos campus	100%
SMART CLASSROOMS	
Beirut campus	74 classrooms/17 labs
Byblos campus	55 classrooms/80 labs
New York campus	10
COMPUTERS AND LAPTOPS	
Beirut campus	562
Byblos campus	1,138
IT PERSONNEL (FTE)	
Beirut campus	30.0
Byblos campus	12.0

Software Systems and Versions

Students	Banner 9
Finances	E-business Suite v 12.1.3
Human Resources	E-business Suite v 12.1.3
Advancement	Raiser's Edge 7.96
Library	Olib 9 SP11, Ereserve 5.7, Print Management Plus 8.0, Annahar
Portfolio Management	Internally developed for the School of Pharmacy
Interactive Video Conferencing	CISCO



STUDENT CLUBS

Clubs are initiated and organized by students, for students, and focus on a wide range of interests including academic majors, culture, sports, human rights and the arts. They provide students with opportunities to engage in extracurricular pursuits and hobbies and to establish diverse relationships, thereby contributing to LAU's goal of developing the whole person.

● *Beirut Campus*

UNESCO Club	Aie Club	Chess Club (Beirut Chess Club)
Red Cross Club	Journalism Club	The I in Ethics Club
Music Club	Astronomy Club	Science Club
Finance Club	Psychology Club	Education Club
Hiking & Camping Club	Computer Science Club	Poetry Club
Social Work Club	Cycling Club	Entrepreneurship Club
Human Rights Club	Economics Club	Discover Lebanon
Debate Club	Environment Club	Arts Club
International Affairs Club	Citizenship Club	Armenian Club
Civic Welfare Club	TEDxLAU Club	Syrian Cultural Club
Nutrition Club	Gamers Club	Palestinian Cultural Club
Safety Awareness Club	Hospitality Club	Jordanian Cultural Club
Pre-Med Club	Fashion Club	Russian Cultural Club
Event Organization Club	Photography Club	Japanese Group
Animal Care Club	Bioinformatics Club	

● *Byblos Campus*

180 Degrees NGO Consulting Club	Family Business and Entrepreneurship Club
American Society of Mechanical Engineers Club (ASME)	Human Rights Club
American Society of Civil Engineers Club (ASCE)	IEEE-Student Branch
Architecture Reading Group Club	IIE (Institute of Industrial Engineers) Club
Armenian Club	International Affairs Club
Association for Computer Machinery Club (ACM)	Lebanese Medical Students International Committee (LeMSIC)
Artificial Intelligence and Cognitive Science Club (AICS)	Medical Students Association (MSA) Club
Astronomy Club	Music Club
Bioinformatics Club	NAPHAS Club
Book Club	Nursing Club
Cedars Club	Nutrition Club
Chem Club	Palestinian Club
CHESS Club	Petroleum Club
Civic Welfare Club	Photography Club
Consulting Club	Poetry Club
Dance Club	Premedical Society Club
Debate Club	Psychology Club
Discovery 4 Views Club	Robotics Club
Economics Club	Rotaract Club
Engineers Without Borders Club	Skiing Club
Environmental Club	Social-Campus Life Club
Event Planning Club	Student Volunteering Club
First Responder Club	The Animal Rights Club
Football Fan Club	

CENTERS AND INSTITUTES

The Lebanese American University boasts a total of 21 specialized centers and institutes, offering vast opportunities for research and training. These centers and institutes hold conferences, workshops, seminars and community outreach programs throughout the year, providing specialized knowledge, training and access to information and resources to students, researchers, faculty and professionals around the globe.

Centers and Institutes

Arab Institute for Women

Center for Innovative Learning

Center for Lebanese Heritage

Center for Lebanese Studies

CISCO Institute

Clinical Simulation Center

Early Childhood Center

Institute for Banking and Finance

Institute for Human Genetics

Institute for Media, Research and Training

Institute for Migration Studies

Institute for Social Justice and Conflict Resolution

Institute of Family and Entrepreneurial Business

Institute of Hospitality and Tourism Management Studies

Institute of Human Resources

Institute of Islamic Art and Architecture

LAU Fouad Makhzoumi Innovation Center

Software Institute

Summer Institute for Intensive Arabic Language and Culture

Teacher Training Institute

Urban Planning Institute

