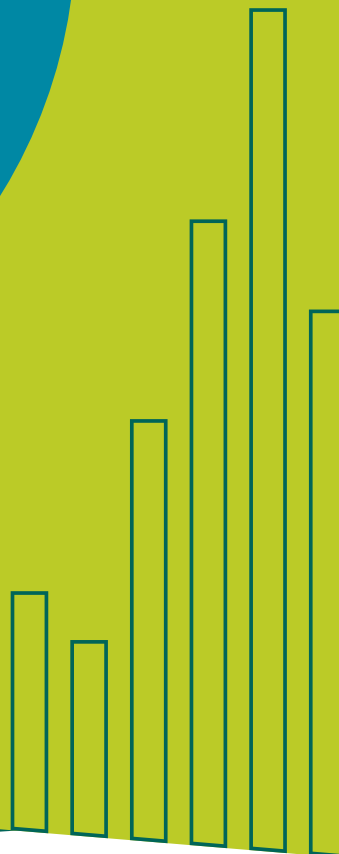


FACT BOOK

2018–2019

Department of Institutional
Research and Assessment



FACT BOOK

2018–2019

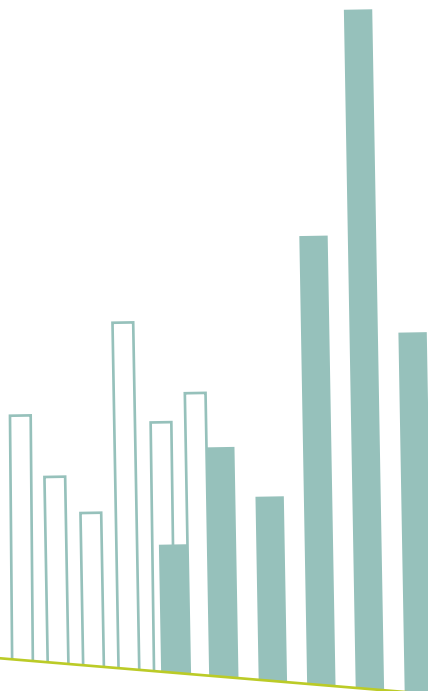




TABLE OF CONTENTS

ABOUT THE DEPARTMENT OF INSTITUTIONAL RESEARCH AND ASSESSMENT	6
Mission Statement	6
Goals	6
Team Members	7
GENERAL INFORMATION	8
About the Institution	8
The Mission, Values and Vision of the Lebanese American University	10
CHARTER AND ACCREDITATION	12
Charter	12
Accreditation	13
Institutional Accreditation	13
Program Accreditation	13
ADMINISTRATION	14
LAU Presidents	14
Board of Trustees and International Advisors	16
University Officers	17
Organizational Chart – Institution	25
ADMISSIONS	26
Admissions Profile	27
Student Admissions by Level	28
Applications from Lebanese High Schools	29
Student Admissions by School	30
New USAID-USP Student Cohort	30
First-time Undergraduate Student Admissions by School	31
Average sat Scores of Accepted First-time Students	31
School Type of Accepted First-time Students	31
ENROLLMENT	32
Enrollment by Level	33
Student Enrollment by Gender and Status	34
Enrollment by Level and School	35
Enrollment by Program	36
Headcount FTE and Headcount Enrollment for Degree Seeking and Non-degree Seeking Students	40
Student Enrollment by Headcount, Credit Hours and Headcount FTE	41
Enrollment by Place of Origin	42
Retention Rates: First-time Students	43
Bachelor's Degree Retention Rates: by School	44
Undergraduate Degree Seeking Students: Year-to-year Retention, Graduation and Attrition Rates	45
Enrollment in Selective Undergraduate Programs	46
Enrollment in Distance Learning Programs	46
Enrollment in SINARC Program	46
Enrollment in Continuing Education Program (CEP)	46
DEGREES CONFERRED	48
Degrees Conferred by School	50
Degrees Conferred by Degree Level	51
Undergraduate Degree Programs and Majors Offered	52
Graduate Degree Programs and Majors Offered	55

Doctoral – Professional Practice Degree Programs and Majors Offered	56
Bachelor's Degrees 150% Graduation Rates	57
Bachelor's Degrees Six-year Graduation Rates	58
ACADEMIC AND STUDENT RELATED INFORMATION	60
Honor and Distinguished Undergraduate Students	61
Honor, Distinction and High distinction Graduating Students	62
Student Financial Aid Program	63
Distribution of Financial Aid Awards	64
Trends in Financial Aid Budget	65
Tuition and Fees	66
Student Housing	70
Class Size	71
Library and Other information Resources	72
Information Technology Resources	74
Student Clubs	76
Centers and Institutes	77
FACULTY AND STAFF	78
Full-time Faculty by Gender and School	79
Physicians at LAU Medical Center – Rizk Hospital	79
Full-time Faculty by Rank, Gender and School	80
Highest Degree Earned by Full-time Faculty	81
Full-time Faculty with Doctoral Degrees	82
Full-time Faculty Age Range by Rank	82
Full-time Faculty by Nationality	83
Full-time Faculty Average Basic Salaries by Rank	83
Part-time Faculty by School and Gender	84
Highest Degree Earned by Part-time Faculty	85
Faculty FTE by School	86
Student-Faculty Ratio	86
Staff by Employment Type and Gender	87
ALUMNI	88
Alumni Chapters	89
Alumni Chapters by Region	90
Alumni by Gender	90
Alumni by Residence	91
FINANCIAL INFORMATION	92
Finances	93
Expenses by Function	94
Trends in Revenues	95
Trends in Expenditures	96
UNIVERSITY COMMUNICATION	98
University Publications	99
Public Disclosure	100
PHYSICAL FACILITIES	106



Preface

On behalf of the Lebanese American University (LAU), I am pleased to present the LAU Fact Book for 2018–2019. Compiled by the university's Department of Institutional Research and Assessment (DIRA), the Fact Book (which is published annually) portrays the academic year in facts and figures in a way that is easily accessible to anyone interested in learning more about the institution, from both a historical and current perspective.

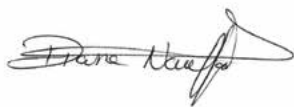
DIRA's mission is to collect, analyze, warehouse, and disseminate data about various aspects of LAU's institutional life. The department ensures the integrity and consistency of available information for official reporting purposes, providing support for administrative planning, policy formulation, assessment, accreditation, and institutional effectiveness initiatives. DIRA is therefore uniquely positioned to prepare the information in the current Fact Book, which is based on meticulous research and analysis and is relied upon by university decision-makers as they strive to advance LAU on all fronts.

The Fact Book puts forward a comprehensive picture of LAU, through various lenses, and serves as a data resource capturing both statistical and historical information about the institution. Those wishing to gain a thorough understanding of the university's academic programs, services, students, faculty, staff, facilities and finances need only open its pages to obtain the necessary data.

As always, a printed copy is available upon request, as is an online downloadable version in PDF format (<http://dira.lau.edu.lb/fact-book/>). Given that LAU is a dynamic and continuously changing institution, I also encourage you to visit the general DIRA website for the most current information about the university (<http://dira.lau.edu.lb/>).

The preparation of the Fact Book involves many members of the LAU community and I am very grateful for the assistance provided to DIRA as we undertake this monumental effort. Each year, the Fact Book incorporates new information as requested by various university constituents. As always, the department welcomes comments and suggestions for the Fact Book's continued enhancement. Please address all comments and inquiries in regard to this year's edition to me at extension 1232 or by e-mail at diane.nauffal@lau.edu.lb.

Sincerely yours,



Diane I. Nauffal, Ph.D.

Assistant to the President
for Institutional Research and Assessment

ABOUT THE DEPARTMENT OF INSTITUTIONAL RESEARCH AND ASSESSMENT



MISSION STATEMENT

The Department of Institutional Research and Assessment (DIRA) at the Lebanese American University collects, analyzes, warehouses, and disseminates data about the continuum of functions of the institution – educational, administrative and support. It ensures the integrity and consistency of information for official reporting and provides support for the institution's decision-makers in planning, policy formulation, assessment and institutional effectiveness initiatives.

GOALS

Within the stated mission, the goals of the Office of Institutional Research and Assessment are as follows:

- ◆ Support evidence-based decision making;
- ◆ Oversee institutional reporting;
- ◆ Strengthen assessment culture throughout university.



TEAM MEMBERS

Diane Issa Nauffal, Ph.D.

Assistant to the President
for Institutional Research
and Assessment

Phone: 961-1-786456 Ext. 1232

E-mail: diane.nauffal@lau.edu.lb

Amal Sawaya, M.E.

Lead Institutional Research
Associate

Phone: 961-1-786456 Ext. 1338

E-mail: amal.sawaya@lau.edu.lb

Nadine Wehbe, M.B.A.

Senior Assessment Officer

Phone: 961-1-786456 Ext. 1384

E-mail: nadine.wehbe@lau.edu.lb

Samer Khoury, M.F.

Lead Institutional Research Officer

Phone: 961-1-786456 Ext. 1783

E-mail: samer.khoury01@lau.edu.lb

Maya Reda, B.S.

Institutional Research Officer

Phone: 961-1-786456 Ext. 1484

E-mail: maya.reda@lau.edu.lb

Leyla Rizkallah, M.B.A.

Institutional Research Officer

Phone: 961-1-786456 Ext. 1659

E-mail: leyla.rizkallah@lau.edu.lb

GENERAL INFORMATION



ABOUT THE INSTITUTION

History and Location

The Lebanese American University (LAU), a leading private higher education institution in Lebanon, operates under a charter from the Board of Regents of the University of the State of New York. LAU is accredited by the Commission on Institutions of Higher Education of the New England Association of Schools and Colleges (NEASC).

LAU is a nonsectarian institution guided by a deeply rooted sense of shared ethical values. The university began as a women's college in 1924, with roots extending back to 1835, when the Ottoman Empire's first school for girls was founded. LAU expanded over the decades, catering to the growing educational needs of Lebanon, the Middle East and around the world. Today LAU boasts seven schools, along with 19 centers and institutes. Dynamic and distinguished faculty members research and teach in a wide range of academic disciplines.

LAU's two main campuses are located on leafy hillsides by the Mediterranean Sea, around 43 kilometers apart, putting LAU within easy reach of all areas of Lebanon. The Byblos and Beirut campuses offer similarly structured programs in the arts, sciences and business. Programs in nursing and medicine, as well as junior and senior-year courses in engineering and pharmacy, are offered exclusively in Byblos.

LAU still continues to expand today. With the establishment of its New York Headquarters and Academic Center and a new executive center in Beirut Central District, LAU continues its journey of perpetual improvement and progression.

Accreditation

LAU is accredited by the New England Commission of Higher Education (NECHE), formerly the Commission on Institutions of Higher Education of the New England Association of Schools and Colleges, Inc. in November 2009. In 2014 LAU underwent a comprehensive evaluation and was re-accreditation for a ten-year period.

Academic Schools and Colleges

The University comprises seven schools: The school of Architecture and Design, the school of Arts and Sciences, the Adnan Kassar school of Business, the school of Engineering, the Gilbert and Rose-Marie Chagoury school of Medicine, the Alice Ramez Chagoury school of Nursing and the school of Pharmacy.

Academic Programs and Degrees Conferred

Academic offerings include 65 degree programs in 59 different major fields: 40 bachelor's degree programs, 20 master's degree programs, 2 professional degree programs, 1 graduate diploma and 2 postbachelor's diplomas.

During the academic year 2017–2018, the university awarded 1,645 bachelor's degrees, 263 master's degrees, 76 doctoral-professional practice degrees and 35 postbachelor's diplomas.

Faculty

Full-time faculty for fall 2018 totaled 323, of whom 32 hold the rank of professor, 120 the rank of associate professor and 105 the rank of assistant professor. 79 percent of the full-time faculty hold a doctorate or other terminal degree

Enrollment

With 7,433 undergraduates, 716 graduates and 257 students in doctoral – professional practice degree programs, enrollments in fall 2018 totaled 8,406. Of the 7,463 full-time students, 94 percent are undergraduates, 3 percent are graduate students and 3 percent of the students are enrolled in doctoral – professional practice degree programs. The undergraduate student body is 50 percent male. Of the total number of students enrolled, 1,534 are from 78 foreign countries.

Admissions / Retention

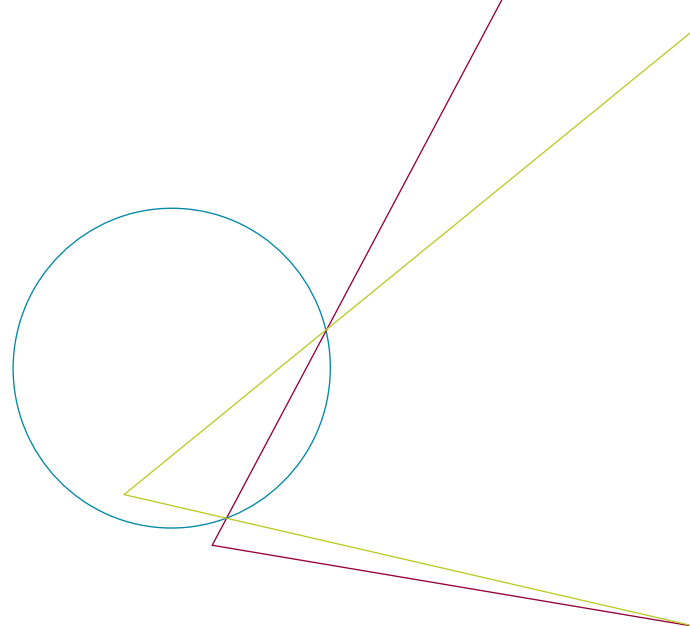
1,776 undergraduate students are enrolled for the fall 2018. 35 percent of all first-time applicants enrolled. 3,896 or 89 percent of accepted first-time students attended schools within Lebanon. 3,868 or 90 percent of accepted first-time students attended private Lebanese schools. 307 or 59 percent of new graduate students were accepted and 66 percent enrolled in fall 2018. Of the students in doctoral – professional practice degree programs, 129 or 59 percent were accepted and 76 percent enrolled in the academic year 2018–2019.

Finance

LAU's operating budget for 2017–2018 was \$188,556,664, a 5 percent increase from the 2016–2017 budget, reflecting the university's continued growth and expansion. 18 percent of this was earmarked for student financial aid.

Physical Facilities

LAU campuses occupy 345,143 square meters of space, of which the Beirut campus represents 27,500 square meters and the Byblos campus 317,643 square meters. The university is also a major shareholder in the Lebanese American University Medical Center-Rizk Hospital (LAUMC-RH).



THE MISSION, VALUES AND VISION OF THE LEBANESE AMERICAN UNIVERSITY

Mission

The Lebanese American University is committed to academic excellence, student centeredness, civic engagement, the advancement of scholarship, the education of the whole person, and the formation of leaders in a diverse world.

Values

In both planning for its future as well as conducting its ongoing daily activities, LAU seeks to act in a manner that is guided by a deep-rooted sense of shared ethical values and aspirations. Built upon this foundation, Lebanese American University:

- ◆ Draws its fundamental inspiration from the devotion of its Presbyterian Founders to always seek the Truth, respect human dignity, promote gender equality, and be inclusive;
- ◆ Provides educational opportunities as one university with multiple campuses, each with distinctive gifts and attributes;
- ◆ Commits to academic and service excellence throughout the institution;
- ◆ Demonstrates dignity and respect for and from the Board, faculty, staff and students in word and in deed;
- ◆ Celebrates the accomplishments and contributions of all members of the LAU community;
- ◆ Succeeds because its people take pride of ownership and are held accountable for their actions;
- ◆ Works together as an extended family community that reflects the highest ethical and moral standards;
- ◆ Enables individuals to find their own spiritual and personal fulfillment while ever sensitive to the changing global village in which they live;
- ◆ Promotes social connectedness of the students to the country of Lebanon; and encourages their commitment to social justice and democracy.

VISION

The vision of LAU is driven by its mission and values, and is carried out by:

- ◆ Providing access to a superior education for diverse undergraduate and graduate students and lifelong learners;
- ◆ Attracting and retaining distinguished faculty who excel in teaching, research and community service;
- ◆ Enrolling and retaining academically qualified and diverse students;
- ◆ Embracing liberal arts in all curricula;
- ◆ Creating opportunities for rigorous research and the dissemination of knowledge;
- ◆ Developing a close-knit community that excels academically, is intellectually stimulating, and is religiously, ethnically and socio-economically diverse;
- ◆ Attracting and retaining a highly qualified staff committed to excellence in service;
- ◆ Fostering collaboration across the university in teaching, learning, research and service;
- ◆ Providing state-of-the-art infrastructure and support services that enrich the student, faculty and staff experience;
- ◆ Developing world citizens with a deep sense of civic engagement;
- ◆ Promoting the values of peace, democracy, and justice.





CHARTER AND ACCREDITATION

CHARTER

LAU is chartered by the Board of Regents of the University of the State of New York. The University of the State of New York is the sole entity authorized by the State of New York to incorporate higher education institutions and authorize them to confer degrees.

Beirut College for Women (which was to become LAU) was granted a provisional charter by the Board of Regents in 1950, and an absolute charter five years later. Since then, the charter has been amended several times in response to the institution's growth.

The University of the State of New York is a large system of educational services, including thousands of schools, colleges, universities, museums, libraries and other institutions. Its Board of Regents sets overall education policy for the State of New York and chooses a Commissioner of Education, who serves as president of the University of the State of New York and heads the New York State Education Department.



ACCREDITATION

Degrees awarded by the Lebanese American University are officially registered with the Ministry of Higher Education in Lebanon and with the Board of Education in the State of New York.

INSTITUTIONAL ACCREDITATION

LAU is accredited by the New England Commission of Higher Education (NECHE) www.neche.org.

PROGRAM ACCREDITATION

The **Lebanese American University School of Pharmacy's Doctor of Pharmacy program** is accredited by the Accreditation Council for Pharmacy Education, 135 S. LaSalle Street, Suite 4100, Chicago, Illinois 60603-4810; PHONE (312) 664-3575, FAX (866) 228-2631, web site www.acpe-accredit.org

The Doctor of Pharmacy program at LAU School of Pharmacy received its continued accreditation in January 2015 by the Accreditation Council for Pharmacy Education (ACPE).

The **Bachelor of Engineering** degree program in **Civil Engineering** is accredited by the Engineering Accreditation Commission of ABET, www.abet.org.

The **Bachelor of Engineering** degree program in **Computer Engineering** is accredited by the Engineering Accreditation Commission of ABET, www.abet.org.

The **Bachelor of Engineering** degree program in **Electrical Engineering** is accredited by the Engineering Accreditation Commission of ABET, www.abet.org.

The **Bachelor of Engineering** degree program in **Industrial Engineering** is accredited by the Engineering Accreditation Commission of ABET, www.abet.org.

The **Bachelor of Engineering** degree program in **Mechanical Engineering** is accredited by the Engineering Accreditation Commission of ABET, www.abet.org.

The **Bachelor of Science** degree program in **Computer Science** was formally accredited by the Computing Accreditation Commission of ABET, www.abet.org.

The **Bachelor of Science in Nursing** at the Lebanese American University-Alice Ramez Chagoury School of Nursing is accredited by the Commission on Collegiate Nursing Education (CCNE), www.aacn.nche.edu/ccne-accreditation.

The **Adnan Kassar School of Business**, has been accredited by the Association to Advance Collegiate Schools of Business (AACSB) www.aacsb.edu since April 2016. Accredited programs include: B.S. in Business, B.S. in Economics, B.S. in Hospitality and Tourism Management, Master of Business Administration (MBA) and Executive Master of Business Administration (EMBA).

The **Bachelor of Architecture** is officially recognized by the French government, as equivalent to the professional diploma entitling its holders to practice and apply for professional licensure.

The Bachelor of Architecture has also been granted official candidacy as of 2013, by the National Architectural Accrediting Board (NAAB), www.naab.org which accredits all architecture programs in the United States.




ADMINISTRATION

LAU PRESIDENTS

President's Name	Years of Service
Frances Irwin	1924 – 1935
Winifred Shannon	* 1935 – 1937
William A. Stoltzfus	1937 – 1958
James H. Nicol	* 1941 – 1943
Rhoda Orme	* 1954 – 1955
Grace Loucks Elliot	* 1958 – 1959
Frances M. Gray	1959 – 1965
Salwa Nassar	1965 – 1967
Cornellius B. Houk	* 1967
Marie Sabri	1967 – 1969
William H. Schechter	1969 – 1973
Albert Y. Badre	1973 – 1982
Riyad F. Nassar	1982 – 2004
Joseph G. Jabbara	2004 – present

* Acting president







BOARD OF TRUSTEES

Board of Trustees

Mr. Philip Stoltzfus (Chairman)

Mr. Mike Ahmar (Vice-Chair)

Dr. Cherilyn G. Murer (Secretary)

Mr. Thomas G. Abraham

Dr. Joseph Aoun

Dr. Johnny B. Awwad

Hon. Charles Boustany Jr. M.D.

Mr. George Doumet

Dr. Charles Elachi

Dr. George N. Faris

Mr. Antoine Frem

Ambassador Edward M. Gabriel, Ret.

Dr. Robert D. Harrington

Rev. Cynthia A. Jarvis

Sheikh Walid Katibah

Mrs. Mona Nehmé

Mr. Clay Pell

Mr. Ghassan Saab

Sheikha Intisar Salem Al Ali Al Sabah

Dr. H. John Shammass, M.D.

Mr. Nicolas A. Tamari

Mr. Peter Tanous

Mr. Robert Worley

Dr. Fouad Zmokhol

Ex-officio Members

Dr. Jihad Azour, Chairman of the Board of International Advisors

Rev. Elmarie Parker

Rev. Joseph Kassab

Dr. Tarek Na'was, Senate Chair

Dr. Joseph G. Jabbara, LAU President

UNIVERSITY OFFICERS

FALL 2018

University Officers		
Officer	Highest Degree Earned	Administrative Title
Joseph G. Jabbra	Ph.D.	President
George E. Nasr	Ph.D.	Provost
Elise Salem	Ph.D.	Vice President for Student Development and Enrollment Management
Roy Majdalani	M.B.A.	Vice President for Human Resources and University Services
Charles Abou Rjeily	License, CPA	Vice President for Finance
George K. Najjar	Ph.D.	Vice President for Advancement
Nour Hajjar	LL.B.	Legal Counsel

Deans of Schools		
Elie Haddad	Ph.D.	Dean of the School of Architecture & Design
Costantine Daher	Ph.D.	Interim Dean of the School of Arts & Sciences
Wassim Shahin	Ph.D.	Interim Dean of the Adnan Kassar School of Business
Raymond Ghajar	Ph.D.	Interim Dean of the School of Engineering
Michel Mawad	M.D.	Dean of the Gilbert and Rose-Marie Chagoury School of Medicine
Anahid Kulwicki	Ph.D.	Dean of the Alice Ramez Chagoury School of Nursing
Imad Btaiche	Pharm.D.	Dean of the School of Pharmacy
Samer Saab	Ph.D.	Interim Dean of the Graduate Studies & Research





Academic Affairs Officers

Officer	Highest Degree Earned	Administrative Title
Barbar Akle	Ph.D.	Assistant Provost
Rula Diab	Ph.D.	Assistant Provost

SCHOOL OF ARCHITECTURE & DESIGN

Elie Haddad	Ph.D.	Dean
Farid Jureidini	B.Arch.	Assistant Dean
Maroun Daccache	Ph.D.	Chair, Architecture & Interior Design
Randa Abdel Baki	M.F.A.	Chair, Art & Design
Sophie Khayat	D.E.S.	Associate Chair, Architecture & Interior Design
Melissa Sinclair Khoury	M.F.A.	Associate Chair, Art & Design

SCHOOL OF ARTS & SCIENCES

Costantine Daher	Ph.D.	Interim Dean
Haidar Harmanani	Ph.D.	Assistant Dean
Samer Habre	Ph.D.	Assistant Dean
Robin Ishac Taleb	Ph.D.	Assistant Dean
Jad Melki	Ph.D.	Chair, Communication Arts
Danielle Azar	Ph.D.	Chair, Computer Science & Mathematics
Rima Bahous	Ed.D.	Chair, Education
Victor Khachan	Ph.D.	Chair, English
Vahid Behmardi	Ph.D.	Chair, Humanities
Sima Tokajian	Ph.D.	Chair, Natural Sciences
Marwan Rowayheb	Ph.D.	Chair, Social Sciences
Nadra Assaf	Ed.D.	Associate Chair, Communication Arts & Humanities
Azzam Mourad	Ph.D.	Associate Chair, Computer Science & Mathematics
Dany Badran	Ph.D.	Associate Chair, English
Hussein Hassan	Ph.D.	Associate Chair, Natural Sciences
Sami Baroudi	Ph.D.	Associate Chair, Social Sciences



Academic Affairs Officers

Officer **Highest Degree Earned** **Administrative Title**

ADNAN KASSAR SCHOOL OF BUSINESS

Wassim Shahin	Ph.D.	Interim Dean
Abdallah Dah	Ph.D.	Associate Dean
Said Ladki	Ph.D.	Interim Associate Dean for Accreditation
Guy Assaker	Ph.D.	Assistant Dean
Ghassan Dibeh	Ph.D.	Chair, Economics
Elias Raad	Ph.D.	Chair, Finance & Accounting
Wissam Abdallah	Ph.D.	Chair, Finance & Accounting
Raed El-Khalil	Ph.D.	Chair, Information Technology & Operations Management
Josiane Sreih	Ph.D.	Chair, Management Studies
Maya Farah	Ph.D.	Chair, Hospitality & Marketing
Walid Marrouch	Ph.D.	Associate Chair, Economics
Rabih Nehme	Ph.D.	Associate Chair, Finance & Accounting
Rania El Haddad Chamelian	Ph.D.	Associate Chair, Hospitality & Marketing

SCHOOL OF ENGINEERING

Raymond Ghajar	Ph.D.	Interim Dean
Michel Houry	Ph.D.	Associate Dean
Joe Tekli	Ph.D.	Interim Assistant Dean
Caesar Abi Shdid	Ph.D.	Chair, Civil Engineering
Zahi Nakad	Ph.D.	Chair, Electrical and Computer Engineering
Charbel Mansour	Ph.D.	Interim Chair, Industrial and Mechanical Engineering
Dani Tannir	Ph.D.	Coordinator, Beirut Campus Engineering Programs



Academic Affairs Officers

Officer	Highest Degree Earned	Administrative Title
GILBERT AND ROSE-MARIE CHAGOURY SCHOOL OF MEDICINE		
Michel Mawad	M.D.	Dean
Zeinat Hijazi	M.D.	Associate Dean, Medical Education
Sola Aoun Bahous	M.D., Ph.D.	Assistant Dean, Clinical Affairs
Rajaa Chatila	M.D.	Assistant Dean, Graduate Medical Education
Vanda Abi Raad	M.D.	Assistant Dean, Continuing Medical Education
Naji Riachi	M.D.	Assistant Dean, Clinical Research
Nabil Alain Sabri	M.D.	Assistant Dean, Faculty Recruitment
Tony Zreik	M.D.	Assistant Dean, Business Development
Elie Abi Nader	M.D.	Acting Chair, Anesthesiology
Zeina Tannous	M.D.	Chair, Dermatology
Jacques Mokhbat	M.D.	Chair, Internal Medicine
Hussein Farhat	M.D.	Acting Chair, Laboratory Medicine
Tony Zreik	M.D.	Chair, Obstetrics and Gynecology
Nicola Ghazi	M.D.	Chair, Ophthalmology
Nabil Alain Sabri	M.D.	Chair, Otolaryngology
Noha Doueih	M.D.	Acting Chair, Pathology
Gerard Wakim	M.D.	Acting Chair, Pediatrics
Daniel Mahfoud	M.D.	Acting Chair, Radiology
Bassem Safadi	M.D.	Chair, Surgery
ALICE RAMEZ CHAGOURY SCHOOL OF NURSING		
Anahid Kulwicki	Ph.D.	Dean
Myrna Abi-Abdallah Doumit	Ph.D.	Assistant Dean
SCHOOL OF PHARMACY		
Imad Btaiche	Pharm.D.	Dean
Roy Kanbar	Pharm.D., Ph.D.	Associate Dean, Academic Affairs
Anthony Capomacchia	Ph.D.	Assistant Dean, Student Affairs
Soumana Nasser	Pharm.D.	Chair, Pharmacy Practice
Mohammad Mroueh	Ph.D.	Chair, Pharmaceutical Sciences
Lamis Karaoui	Pharm.D.	Director, Experiential Education



Academic Affairs Officers

Officer	Highest Degree Earned	Administrative Title
---------	-----------------------	----------------------

GRADUATE STUDIES & RESEARCH

Samer Saab	Ph.D.	Interim Dean
------------	-------	--------------

Walid Marrouch	Ph.D.	Assistant Dean
----------------	-------	----------------

LIBRARY


Cendrella Habre	M.S.	University Librarian
-----------------	------	----------------------

Houeida Charara	M.S.	Lead Director of Collection Management
-----------------	------	--

Marie-Therese Mitri	M.A.	Lead Director of Public Services, Research & Instruction
---------------------	------	--

CONTINUING EDUCATION

Charbel Azar	M.B.A.	Director
--------------	--------	----------



Student Development and Enrollment Management Officers

Officer	Highest Degree Earned	Administrative Title
---------	-----------------------	----------------------

ENROLLMENT MANAGEMENT

Abdo Ghié	M.A.P.	Assistant Vice President
-----------	--------	--------------------------

DEAN OF STUDENTS

Raed Mohsen	Ph.D.	Dean, Beirut
-------------	-------	--------------

Makram Ouass	Ph.D.	Dean, Byblos
--------------	-------	--------------

ADMISSIONS

Nada Kassem Hajj	M.S.	Senior Director
------------------	------	-----------------

STUDENT RECRUITMENT

Michel Najjar	M.S.	Executive Director
---------------	------	--------------------

ATHLETICS

Sami Garabedian	M.S.Ed.	Director, Beirut
-----------------	---------	------------------

Joe Moujaes	M.S.	Lead Director, Byblos
-------------	------	-----------------------

FINANCIAL AID AND SCHOLARSHIPS

Ghada Abi Fares	M.B.A.	University Director
-----------------	--------	---------------------

OUTREACH AND CIVIC ENGAGEMENT

Elie Samia	M.A.	Assistant Vice President
------------	------	--------------------------

REGISTRAR

Annie Lajinian-Magarian	M.Ed.	University Registrar
-------------------------	-------	----------------------

Fouad Salibi	B.A.	Senior Associate Registrar
--------------	------	----------------------------

RESIDENCE HALLS

Assia Kanaan	M.Ed.	Senior Supervisor, Beirut
--------------	-------	---------------------------

Suzy Saba	T.S.	Coordinator, Byblos
-----------	------	---------------------

INTERNATIONAL SERVICES

Dina Abdul Rahman	M.B.A.	Director
-------------------	--------	----------

Human Resources and University Services Officers

Officer	Highest Degree Earned	Administrative Title
BUSINESS SERVICES		
Jassem Othman	B.E.	Senior Director, Auxiliary Services
Ghassan Atwi	B.A., B.S.	Director, Procurement, Beirut
Antoine Faris	M.S.	Senior Director, Procurement, Byblos
Jean Rizk	M.B.A.	Director, Supply
FACILITIES MANAGEMENT		
George Hamouche	M.S.	Assistant Vice President
Shaheen Bou Jawdeh	LL.M.	Executive Director, Project Management and Contract Administration
Joseph Shebaya	Diplome	Executive Director, Planning and Renovations
Roger Haddad	M.B.A.	Senior Director, Physical Plant, Beirut
Ziad Haddad	M.B.A.	Senior Director, Physical Plant, Byblos
Nabil Bedran	B.E.	Senior Director, Capital Construction Management, Beirut
Toufic Smayra	Ph.D.	Senior Director, Capital Construction Management, Byblos
HUMAN RESOURCES		
Charbel Aoun	M.B.A.	Assistant Vice President
Nicolas Majdalani	License	Senior Director, BPR & HRA
Ruba Nassar Tohme	M.B.A.	Senior Director, Compensation & Benefits
Antoinette Daher	Maitrise	Lead Director, Compensation & Benefits
Grace Lebbos	E.M.B.A.	Senior Director, Staff Relations & Development
INFORMATION TECHNOLOGY		
Camille Abou-Nasr	B.E.	Assistant Vice President
Roula Hage	Diplome	Senior Director, IT Applications & Solutions
Hamid Saliba	Diplome	Senior Director, IT Infrastructure
Rodolph Aouad	License	Deputy Director, IT Security
Hady Tanissa	M.S.	Senior Director, IT Support
PROTECTION		
Major Ahmad Hassouna	Lieutenant	Director

Finance Officers

Officer	Highest Degree Earned	Administrative Title
---------	-----------------------	----------------------

BUDGET AND FINANCIAL PLANNING

Naji Medlej	D.E.A.	Executive Director
-------------	--------	--------------------

GRANTS AND CONTRACTS

Mario Rebeiz	M.A.	Director
--------------	------	----------

COMPTROLLER

Simon Sakr	M.B.A.	Assistant Vice President, University Comptroller
------------	--------	--

Elias Kassis	License	Assistant Vice President, Operations
--------------	---------	--------------------------------------

BUSINESS OFFICE

Rola Fares	B.S.	Comptroller, Finance Operations, Beirut
------------	------	---

Farid El Daoud	M.B.A.	Comptroller, Accounting & Financial Reporting, Beirut
----------------	--------	---

Michel Chahine	M.S.	Senior Comptroller, Finance Operations, Byblos
----------------	------	--

University Advancement Officers

DEVELOPMENT

Nassib Nasr	M.P.H.	Assistant Vice President
-------------	--------	--------------------------

Nicole Barghoud	B.A.	Lead Director, Development
-----------------	------	----------------------------

Lana Abou Teen	M.A.	Lead Director, Development
----------------	------	----------------------------

Ghandi Fala	B.S.	Lead Director, Annual Fund
-------------	------	----------------------------

ADVANCEMENT SERVICES

Amal Abdel Massih	B.S.	Executive Director, Advancement Services, Central
-------------------	------	---

Marge Pfeiderer	B.A.	Executive Director, Operations, New York
-----------------	------	--

ALUMNI AFFAIRS

Abdallah Al Khal	M.B.A.	Assistant Vice President, Alumni Relations, Beirut
------------------	--------	--

Edward Shiner	M.A.	Director, Alumni and Special Projects, New York
---------------	------	---

STRATEGIC COMMUNICATIONS

Gabriel Abiad	M.B.A.	Assistant Vice President
---------------	--------	--------------------------

Nada Torbey	M.A.	Senior Director, Media & Public Relations
-------------	------	---

Elida Jbeili	M.A.	Director, Communications & Media, New York
--------------	------	--

Karina Rodriguez	B.A.	Director, Integrated Marketing Communications
------------------	------	---

Serge Zahar	Diplome	Lead Director, Creative Services
-------------	---------	----------------------------------

Institutional Research and Assessment

Diane Issa Nauffal	Ph.D.	Assistant to the President
--------------------	-------	----------------------------

Internal Audit

Khaled Abul Husn	M.B.A, C.P.A	Director
------------------	--------------	----------

University Enterprise

Walid Touma	Ph.D.	Director
-------------	-------	----------

ADMISSIONS





ADMISSIONS PROFILE

ACADEMIC YEAR 2018–2019

	Very Important	Important	Considered	Not Considered
Academic				
Rigor of secondary school record	✓			
Class rank			✓	
Academic GPA	✓			
Standardized test scores	✓			
Application Essay				✓
Recommendation			✓	
Nonacademic				
Interview				✓
Extracurricular activities			✓	
Talent/ability			✓	
Character/personal qualities				✓
First generation				✓
Alumni/ae relation			✓	
Geographical residence				✓
State residency				✓
Religious affiliation/commitment				✓
Racial/ethnic status				✓
Volunteer work				✓
Work experience			✓	
Level of applicant's interest			✓	

STUDENT ADMISSIONS BY LEVEL

FALL 2018

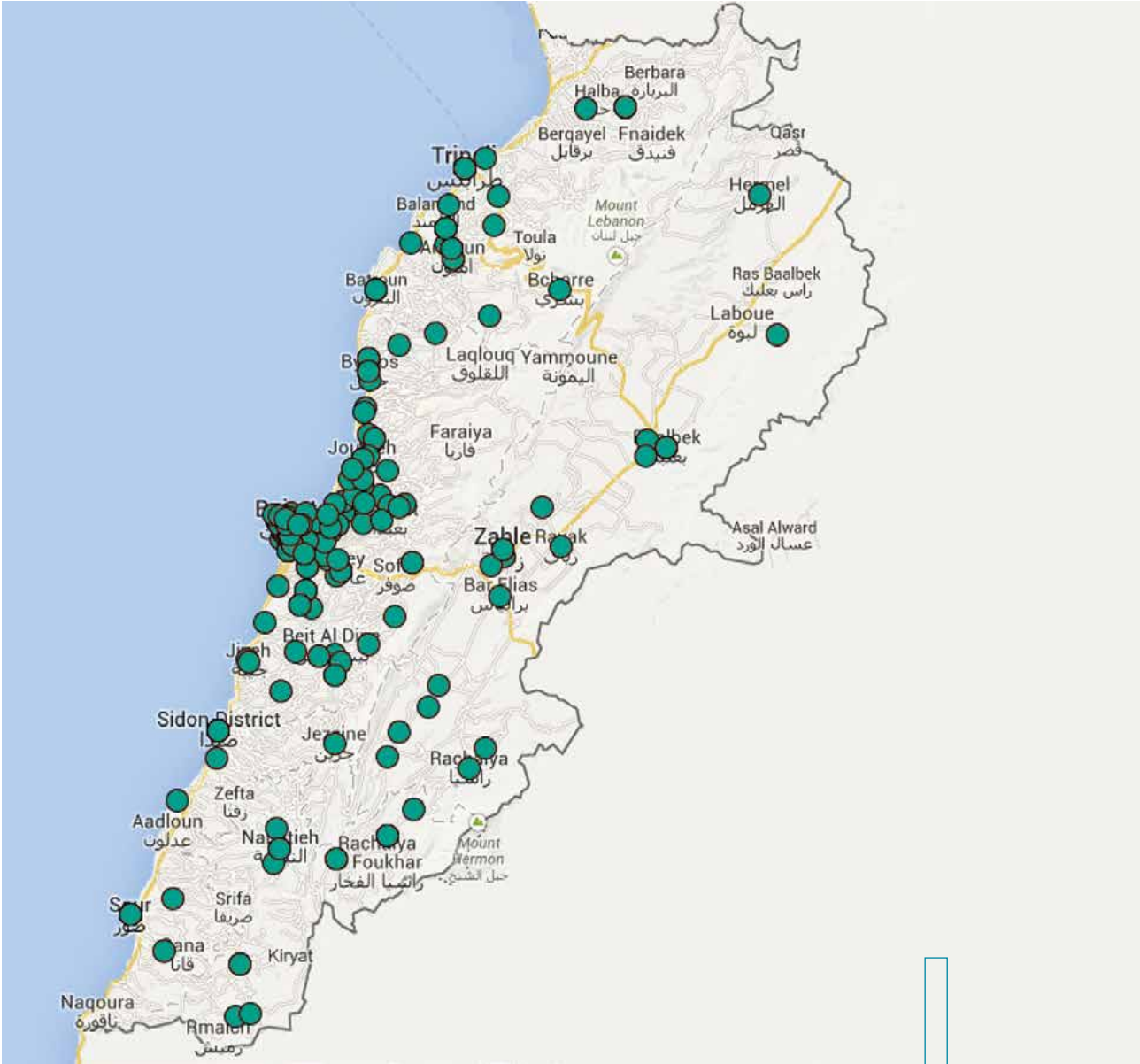
	Received Applications	Accepted Applications	Enrolled Applicants
Undergraduate	5,207	4,530	1,776
Graduate	524	307	202
Doctoral – Professional Practice	222	129	98
Total	5,953	4,966	2,076

Student Admissions by Level



APPLICATIONS FROM LEBANESE HIGH SCHOOLS

FALL 2018



STUDENT ADMISSIONS BY SCHOOL

FALL 2018

	Received Applications	Accepted Applications	Enrolled Applicants
School of Architecture and Design	365	310	103
School of Arts and Sciences	2,678	2,231	921
Adnan Kassar School of Business	1,162	980	462
School of Engineering	1,075	935	306
Gilbert and Rose-Marie Chagoury School of Medicine	169	83	63
Alice Ramez Chagoury School of Nursing	102	85	50
School of Pharmacy	310	261	126
Office of Graduate Studies & Research	1	0	0
No College Designated	91	81	45
Total	5,953	4,966	2,076

NEW USAID-USP STUDENT COHORT

FALL 2018

	Received Applications	Accepted Applications	Enrolled Applicants
School of Architecture and Design	26	1	1
School of Arts and Sciences	348	30	30
Adnan Kassar School of Business	129	11	11
School of Engineering	233	15	15
Alice Ramez Chagoury School of Nursing	57	9	9
Total	793	66	66

* **USAID University Scholarship Program** aims to provide undergraduate scholarships for promising public high school students from all governorates of Lebanon, with the support of the United States Agency for International Development (USAID).

FIRST-TIME UNDERGRADUATE STUDENT ADMISSIONS BY SCHOOL FALL 2018

	Received Applications	Accepted Applications	Enrolled Applicants
School of Architecture and Design	342	302	99
School of Arts and Sciences	2,267	2,027	787
Adnan Kassar School of Business	856	784	337
School of Engineering	1,033	916	292
Alice Ramez Chagoury School of Nursing	91	76	45
School of Pharmacy	203	185	75
No College Designated	60	56	22
Total	4,852	4,346	1,657

* **First-time student** is a student who has no prior postsecondary experience attending any institution for the first time at the undergraduate level. It also includes students enrolled in the fall term who attended college for the first time in the prior summer term, and students who entered with advanced standing.

AVERAGE SAT SCORES OF ACCEPTED FIRST-TIME STUDENTS FALL 2018

	Evidence-Based Reading & Writing	Math	Evidence-Based Reading & Writing + Math
Accepted First-Time Students	530	607	1,137
Average US SAT scores for year 2018 as per College Board Statistics	549	546	1,096

SCHOOL TYPE OF ACCEPTED FIRST-TIME STUDENTS FALL 2018

		Number of Schools	Percentage of Total	Number of Students	Percentage of Total
Lebanese Schools	Private	305	87%	3798	97%
	Public	44	13%	98	3%
	Total	349	100%	3,896	100%
Regional and International Schools	Private	182	100%	450	100%
	Total	182	100%	450	100%
Total Schools	Private	487	92%	4348	98%
	Public	44	8%	98	2%
	Total	531	100%	4,346	100%

ENROLLMENT

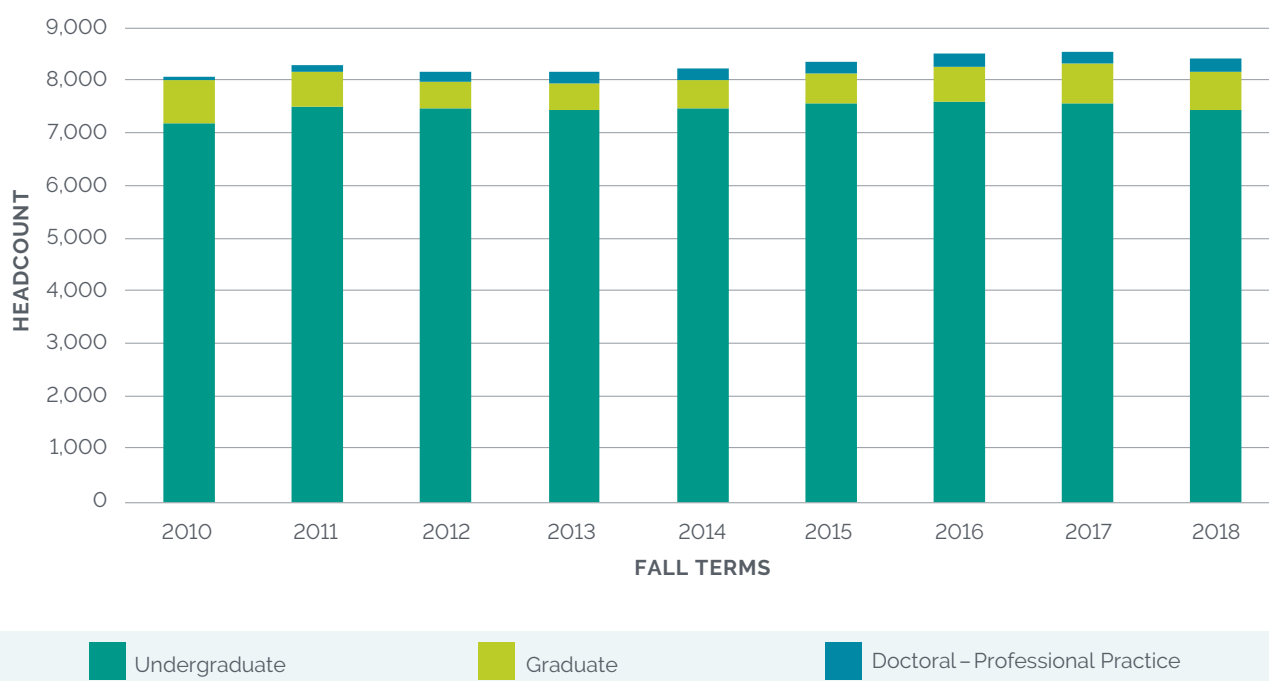


ENROLLMENT BY LEVEL

FALL TERMS 2010-2018

	2010	2011	2012	2013	2014	2015	2016	2017	2018
BEIRUT CAMPUS									
Undergraduate	4,750	4,827	4,508	4,285	4,126	4,083	3,996	4,088	3,975
Graduate	677	538	417	429	441	461	555	592	574
Total by Campus	5,427	5,365	4,925	4,714	4,567	4,544	4,551	4,680	4,549
BYBLOS CAMPUS									
Undergraduate	2,433	2,673	2,949	3,133	3,337	3,470	3,594	3,470	3,458
Graduate	126	111	92	95	100	104	117	145	142
Doctoral – Professional Practice	81	124	172	204	217	230	231	233	257
Total by Campus	2,640	2,908	3,213	3,432	3,654	3,804	3,942	3,848	3,857
UNIVERSITY WIDE									
Undergraduate	7,183	7,500	7,457	7,418	7,463	7,553	7,590	7,558	7,433
Graduate	803	649	509	524	541	565	672	737	716
Doctoral – Professional Practice	81	124	172	204	217	230	231	233	257
Total by University	8,067	8,273	8,138	8,146	8,221	8,348	8,493	8,528	8,406
% Change	3.3%	2.6%	-1.6%	0.1%	0.9%	1.5%	1.7%	0.4%	-1.4%

Trends in Enrollment by Level

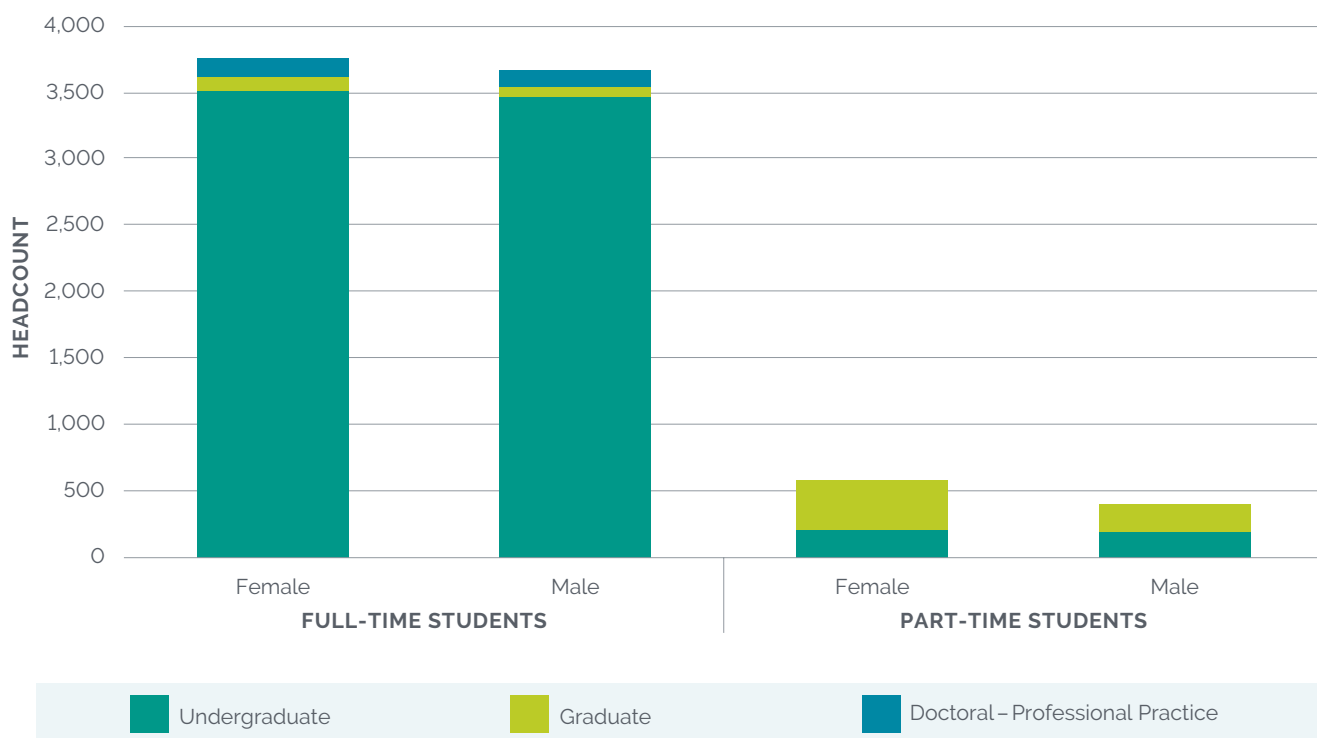


STUDENT ENROLLMENT BY GENDER AND STATUS

FALL 2018

	Full-Time Students		Part-Time Students		Total Students	
	Female	Male	Female	Male	Female	Male
Undergraduate	3,529	3,483	216	205	3,745	3,688
Graduate	118	76	347	175	465	251
Doctoral – Professional Practice	136	121	0	0	136	121
Total	3,783	3,680	563	380	4,346	4,060

Student Enrollment by Gender and Status



ENROLLMENT BY LEVEL AND SCHOOL

FALL 2018

School	Number of Enrolled Students
UNDERGRADUATE	
School of Architecture & Design	790
School of Arts & Sciences	2,349
Adnan Kassar School of Business	2,217
School of Engineering	1,413
Alice Ramez Chagoury School of Nursing	119
School of Pharmacy	432
No College Designated	113
Total by Level	7,433
GRADUATE	
School of Architecture & Design	8
School of Arts & Sciences	274
Adnan Kassar School of Business	400
School of Engineering	22
School of Pharmacy	7
Office of Graduate Studies & Research	1
No College Designated	4
Total by Level	716
DOCTORAL – PROFESSIONAL PRACTICE	
Gilbert and Rose-Marie Chagoury School of Medicine	221
School of Pharmacy	36
Total by Level	2,577
Total	8,406



ENROLLMENT BY PROGRAM

FALL 2018

	Beirut campus	Byblos campus	University wide
SCHOOL OF ARCHITECTURE & DESIGN			
Graduate			
Mutaz & Rada Sawwaf MA in Islamic Art & Architecture	8	–	8
Total by Level	8	–	8
Undergraduate			
Bachelor of Architecture	118	269	387
BA in Fashion Design	64	2	66
BA in Fine Arts	15	1	16
BS in Graphic Design	80	30	110
BA in Interior Architecture	126	51	177
BS in Interior Design	27	7	34
Total by Level	430	360	790
Total by School	438	360	798

SCHOOL OF ARTS & SCIENCES

Graduate			
MA in Education	78	–	78
MA in International Affairs	42	12	54
MA in Interdisciplinary Gender Studies	17	–	17
MA in Migration Studies	31	–	31
MS in Computer Science	22	10	32
MS in Applied and Computational Mathematics	5	5	10
MS in Molecular Biology	–	39	39
MS in Nutrition	7	6	13
Total by Level	202	72	274
Undergraduate			
BA in Arabic Language and Literature	2	–	2
BA in Communication Arts	1	–	1
BA in Communication	43	8	51
BA in Education	81	–	81
BA in English	38	3	41
BA in History	2	1	3
BA in Multimedia Journalism	33	2	35
BA in Performing Arts	12	4	16
BA in Philosophy	4	–	4
BA in Political Science	11	4	15

	Beirut campus	Byblos campus	University wide
SCHOOL OF ARTS & SCIENCES			
Undergraduate			
BA in Political Science/International Affairs	102	44	146
BA in Psychology	122	75	197
BA in Social Work	2	1	3
BA in Social Work & Community Development	17	–	17
BA in Television and Film	84	14	98
BA in Translation	35	–	35
BS in Applied Physics	8	1	9
BS in Bioinformatics	35	34	69
BS in Biology	319	271	590
BS in Chemistry	42	19	61
BS in Computer Science	199	74	273
BS in Mathematics	43	10	53
BS in Nutrition	99	45	144
BS in Nutrition and Dietetics Coordinated Program	11	9	20
Freshman Arts	182	49	231
Freshman Science	75	45	120
Teaching Diploma	29	–	29
Diploma in Learning Disabilities & Giftedness	5	–	5
Total by Level	1,636	713	2,349
Total by School	1,838	785	2,623

ADNAN KASSAR SCHOOL OF BUSINESS			
Graduate			
Executive Master of Business Administration	61	–	61
Master of Business Administration	200	41	241
MA in Applied Economics	32	–	32
MS in Human Resources Management	27	–	27
SPECIAL-GR-BUS	39	–	39
Total by Level	359	41	400
Undergraduate			
BS in Business	1,399	543	1,942
BS in Economics	115	88	203
BS in Hospitality and Tourism Management	68	4	72
Total by Level	1,582	635	2,217
Total by School	1,941	676	2,617

	Beirut campus	Byblos campus	University wide
SCHOOL OF ENGINEERING			
Graduate			
MS in Civil and Environmental Engineering	–	10	10
MS in Computer Engineering	–	8	8
SPECIAL-GR-ENG	–	4	4
Total by Level	–	22	22
Undergraduate			
BE in Civil Engineering	49	372	421
BE in Computer Engineering	23	146	169
BE in Electrical Engineering	10	74	84
BE in Industrial Engineering	22	180	202
BE in Mechanical Engineering	46	297	343
BE in Mechatronics Engineering	21	60	81
BE in Petroleum Engineering	11	102	113
Total by Level	182	1,231	1,413
Total by School	182	1,253	1,435

GILBERT AND ROSE-MARIE CHAGOURY SCHOOL OF MEDICINE			
Doctoral – Professional Practice			
Doctor of Medicine	–	221	221
Total by Level	–	221	221
Total by School	–	221	221

ALICE RAMEZ CHAGOURY SCHOOL OF NURSING			
Undergraduate			
BS-Nursing	21	98	119
Total by Level	21	98	119
Total by School	21	98	119

	Beirut campus	Byblos campus	University wide
SCHOOL OF PHARMACY			
Undergraduate			
BS-Pharmacy	44	388	432
Total by Level	44	388	432
Graduate			
MS in Pharmaceutical Development & Management	–	7	7
Total by Level	–	7	7
Doctoral – Professional Practice			
Doctor of Pharmacy	–	36	36
Total by Level	–	36	36
Total by School	44	431	475
OFFICE OF GRADUATE STUDIES & RESEARCH			
Graduate			
Executive MA in Actuarial Science	1	–	1
Total by Level	1	–	1
Total by School	1	–	1
OTHERS			
Undergraduate			
B-Undecided	39	22	61
Bridge program-SAS	1	1	2
Bridge program-SOB	19	9	28
Exchange Undergraduate Program	15	–	15
Special Undergraduate	4	1	5
Study Abroad UG Program	2	–	2
Total by Level	80	33	113
Graduate			
Exchange Graduate Program	4	–	4
Total by Level	4	–	4
Total by School	84	33	117
GRAND TOTAL	4,549	3,857	8,406

HEADCOUNT FTE AND HEADCOUNT ENROLLMENT FOR DEGREE SEEKING AND NON-DEGREE SEEKING STUDENTS FALL 2018

	Headcount	Headcount FTE
Degree Seeking Students		
Bachelor's	6,996	6,782.0
Master's	712	364.7
Doctoral – Professional Practice (Pharm-D, MD)	257	257.0
Others (Freshman Arts, Freshman Science)	30	29.3
Others (Bridge Programs)	351	311.0
Total Degree Seeking Students	8,346	7,744.0
Non-Degree Seeking Students		
Exchange Program	19	12.3
Postbachelor's certificates	34	16.0
Special Program	5	3.0
Study Abroad	2	2.0
Total Non-Degree Seeking Students	60	33.33
Total Students	8,406	7,777.3

* Non Degree Seeking Students include both Undergraduate & Graduate Students

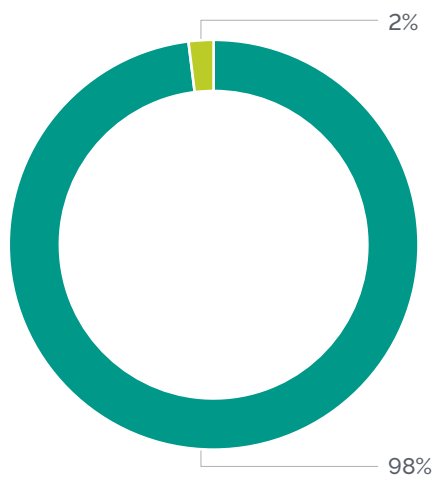


STUDENT ENROLLMENT BY HEADCOUNT, CREDIT HOURS AND HEADCOUNT FTE

FALL 2018

	Full-Time Students			Part-Time Students			Total Students		
	Headcount	Credit Hours	FTE	Headcount	Credit Hours	FTE	Headcount	Credit Hours	FTE
Undergraduate	7,012	111,170	7,012.0	421	3,220	140.3	7,433	114,390	7,152.3
Graduate	194	1,829	194.0	522	2,290	174.0	716	4,119	368.0
Total	7,206	112,999	7,206.0	943	5,510	314.3	8,149	118,509	7,520.3

Undergraduate FTE Enrollment



Graduate FTE Enrollment



Full-time Students

Part-time Students

ACADEMIC YEAR 2018–2019

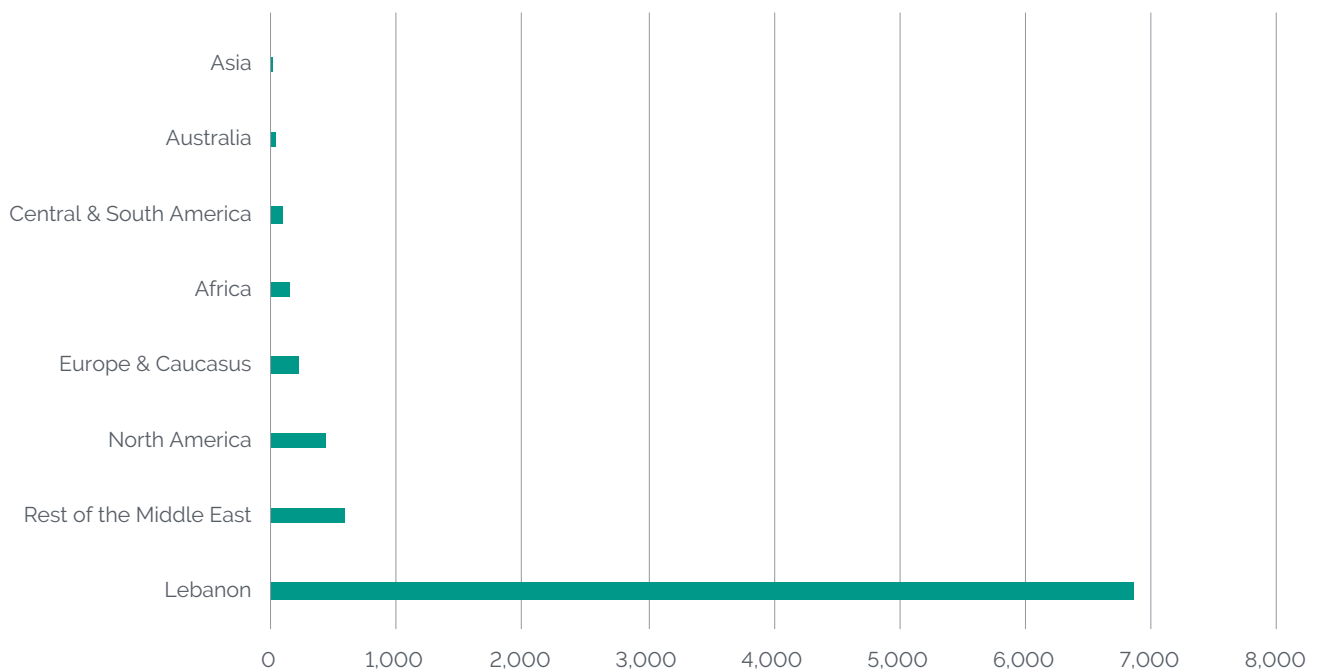
	Full-Time Students		
	Headcount	Credit Hours	FTE
Doctoral-Professional Practice	257	11,433	257

ENROLLMENT BY PLACE OF ORIGIN

FALL 2018

Place of Origin	Number of Students	Percentage of Total
Lebanon	6,872	81.75%
Rest of Middle East	594	7.07%
North America	439	5.22%
Europe & Caucasus	221	2.63%
Africa	151	1.80%
Central & South America	92	1.09%
Australia	34	0.40%
Asia	3	0.04%
Total	8,406	100.00%

Enrollment by Place of Origin



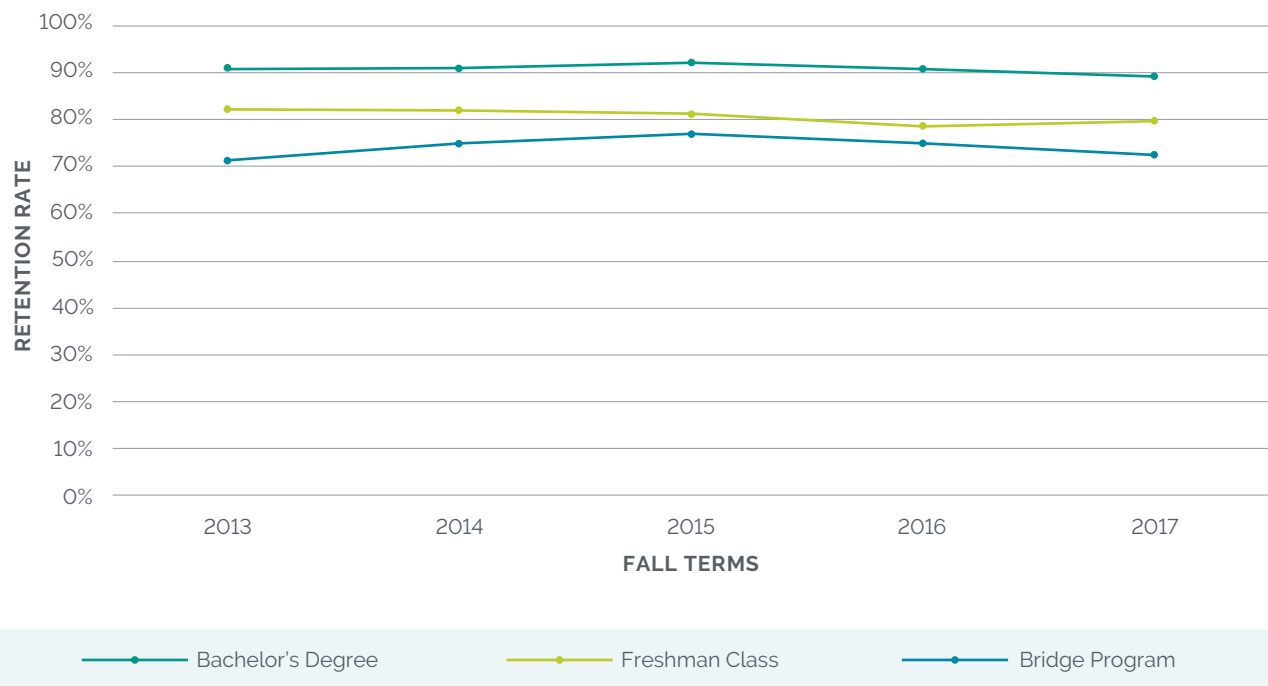
RETENTION RATES: FIRST-TIME STUDENTS

FALL 2013 TO FALL 2017

	2013		2014		2015		2016		2017	
	Entering Cohort	Retention Rate	Entering Cohort	Retention Rate	Entering Cohort	Retention Rate	Entering Cohort	Retention Rate	Entering Cohort	Retention Rate
Bachelor's Degree	1,320	90.80%	1,453	91.10%	1,483	92.10%	1,500	90.70%	1,429	89.20%
Other – Freshman Class	240	82.10%	265	81.90%	262	81.30%	243	78.60%	255	79.60%
Others – Bridge Students	49	71.40%	44	75.00%	48	77.10%	36	75.00%	29	72.40%
Total	1,609	88.90%	1,762	89.30%	1,793	90.10%	1,779	88.80%	1,713	87.40%

* **Retention rate** is the percentage of full time first-time degree-seeking undergraduates from the specified fall cohort who are again enrolled in the next fall.


Retention Rates: First-time Students



BACHELOR'S DEGREE RETENTION RATES: BY SCHOOL

FALL 2013 TO FALL 2017

	2013		2014		2015		2016		2017	
	Entering Cohort	Retention Rate	Entering Cohort	Retention Rate	Entering Cohort	Retention Rate	Entering Cohort	Retention Rate	Entering Cohort	Retention Rate
School of Architecture and Design	131	94.70%	127	93.70%	131	94.70%	162	97.50%	124	92.70%
School of Arts and Sciences	404	89.10%	406	90.90%	404	89.10%	475	86.90%	501	88.40%
Adnan Kassar School of Business	400	91.50%	352	92.90%	400	91.50%	408	90.20%	371	89.80%
School of Engineering	279	92.50%	250	93.60%	279	92.50%	339	92.60%	293	88.40%
Alice Ramez Chagoury School of Nursing	25	84.00%	21	100.00%	25	84.00%	20	100.00%	31	87.10%
School of Pharmacy	81	86.40%	76	88.20%	81	86.40%	96	91.70%	109	89.00%
Total	1,320	90.80%	1,232	92.30%	1,320	90.80%	1,500	90.70%	1,429	89.20%



UNDERGRADUATE DEGREE SEEKING STUDENTS YEAR-TO-YEAR RETENTION, GRADUATION AND ATTRITION RATES*

FALL 2013 TO FALL 2017

	2013		2014		2015		2016		2017	
	N	%	N	%	N	%	N	%	N	%
Undergraduate Cohort	7,393		7,448		7,536		7,583		7,516	
Year-to-Year Retention Rate	5,167	70%	5,255	71%	5,344	71%	5,354	71%	5,322	71%
Year-to-Year Graduation Rate	1,666	22%	1,635	22%	1,654	22%	1,586	21%	1,582	21%
Year-to-Year Attrition Rate	560	8%	558	7%	538	7%	643	8%	612	8%

* Only Undergraduate degree seeking students are included

* Year-to-Year Retention Rate is the percentage of undergraduates from the specified fall cohort who are again enrolled in the next fall.

* Year-to-Year Graduation Rate is the percentage of undergraduates enrolled in the specified fall cohort who graduated during the academic year (current fall, and the following spring, summer I and summer II).

* Year-to-Year Attrition Rate is the percentage of students in the specified fall cohort who neither graduate nor continue studying in a degree program at the institution in the next fall.

*Undergraduate, Degree Seeking Student's
Year-to-year Retention, Graduation and Attrition Rates*



ENROLLMENT IN SELECTIVE UNDERGRADUATE PROGRAMS

FALL 2018

Program	Number of Students
Honors Program	194
Tomorrow's Leaders (undergraduate program)	90
Tomorrow's Leaders (graduate program)	15
USAID University Scholarship Program	238

* Students enrolled in these programs are regular LAU students.

ENROLLMENT IN DISTANCE LEARNING PROGRAMS

FALL 2018

Program	Number of Students
ProGreen Diploma	55

ENROLLMENT IN THE SINARC PROGRAM

ACADEMIC YEAR 2017– 2018

Term	Number of Students	
	Beirut	New York
Fall 2017	18	35
Spring 2018	24	30
Summer 2018	17	17

* SINARC courses are regular LAU courses and credits can be transferrable to the student's institution.

ENROLLMENT IN THE CONTINUING EDUCATION PROGRAM (CEP)

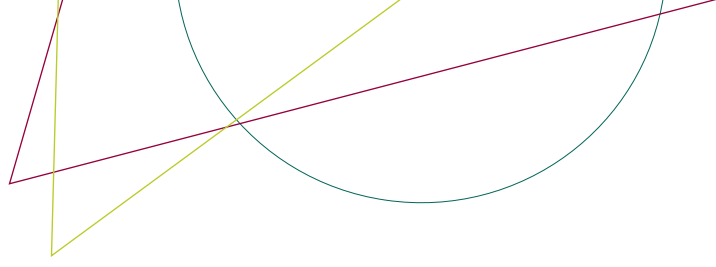
ACADEMIC YEAR 2017– 2018

Category	Number of Students
	Beirut campus
Certificates & Diplomas	668
Professional Qualifications	34
Other Courses/Workshops	243



DEGREES CONFERRED

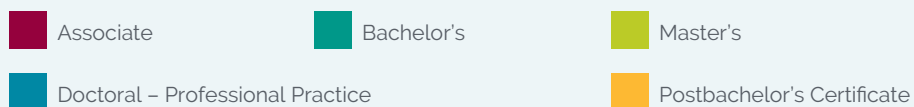
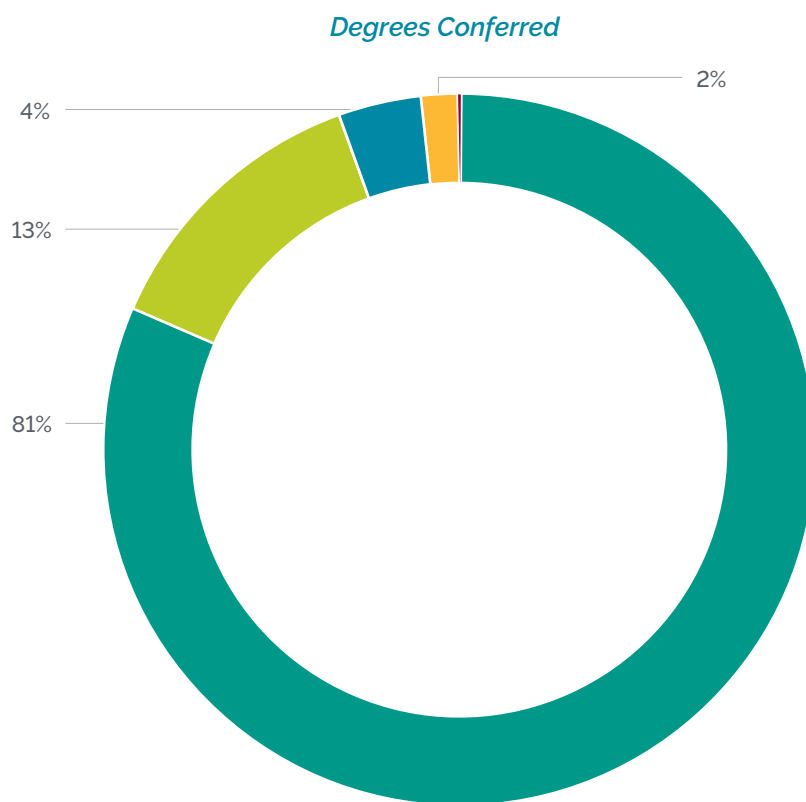




DEGREES CONFERRED BY SCHOOL

JULY 1, 2017 TO JUNE 30, 2018

	Associate	Bachelor's	Master's	Doctoral – Professional Practice	Postbachelor's Certificate	Total
School of Architecture and Design		199				199
School of Arts and Sciences	1	472	64		35	572
Adnan Kassar School of Business	1	650	192			843
School of Engineering		241	4			245
Gilbert and Rose-Marie Chagoury School of Medicine				48		48
Alice Ramez Chagoury School of Nursing		17				17
School of Pharmacy		66		28		94
Graduate Studies & Research			3			3
Total	2	1,645	263	76	35	2,021



DEGREES CONFERRED BY DEGREE LEVEL

JULY 1, 2017 TO JUNE 30, 2018

	2012 – 2013	2013 – 2014	2014 – 2015	2015 – 2016	2016 – 2017	2017 – 2018
Associate	27	15	12	6	–	2
Bachelor's	1,615	1,718	1,691	1,699	1,592	1,645
Master's	210	218	178	180	174	263
Doctoral – Professional Practice	50	61	69	81	78	76
Postbachelor's Certificate	30	25	40	46	41	35
Total	1,932	2,037	1,990	2,012	1,885	2,021
% change	4.1%	5.4%	-2.3%	1.1%	-6.3%	7.2%

Degrees Conferred by Degree Level



UNDERGRADUATE DEGREE PROGRAMS AND MAJORS OFFERED

FALL 2018–2019

School of Architecture and Design

Bachelor of Architecture (B.ARCH.)

Architecture	176 credits
--------------	-------------

Bachelor of Arts (B.A.)

Fine Arts	92 credits
-----------	------------

Fashion Design	130 credits
----------------	-------------

Interior Architecture	139 credits
-----------------------	-------------

Bachelor of Science (B.S.)

Interior Design	110 credits
-----------------	-------------

Graphic Design	With emphasis on	Digital Design Print Design	118 credits
----------------	------------------	--------------------------------	-------------



School of Arts And Sciences

Bachelor of Arts (B.A.)

Arabic Language & Literature			
Communication			92 credits
Education	With emphasis on	Early Childhood Education Elementary Education	95 credits
English	With emphasis on	English Language English Literature	92 credits
History			92 credits
Multimedia Journalism			92 credits
Performing Arts			92 credits
Philosophy			92 credits
Political Science	92 credits	Political Science	92 credits
Political Science / International Affairs		Political Science / International Affairs	92 credits
Psychology	92 credits	Psychology	92 credits
Social Work and Community Development	92 credits	Social Work and Community Development	92 credits
Television and Film			92 credits
Translation	With emphasis on	French Translation Business Translation	92 credits

Bachelor of Science (B.S.)

Applied Physics			94 credits
Bioinformatics			104 credits
Biology			96 credits
Chemistry			92 credits
Computer Science			92 credits
Mathematics			92 credits
Nutrition			94 credits
Nutrition & Dietetics – Coordinated Program			121 credits

Special Degree

Diploma in Learning Disabilities and Giftedness			21 credits
Teaching Diploma in	Elementary Level Intermediate and Secondary Level		21 credits

Adnan Kassar School of Business

Bachelor of Science (B.S.)

Business Studies	With emphasis on	Accounting Banking and Finance Family and Entrepreneurial Business International Business Information Technology Management Management Marketing	92 credits
Economics			92 credits
Hospitality and Tourism Management			92 credits

School of Engineering

Bachelor of Engineering (B.E.)

Civil Engineering	150 credits
Computer Engineering	150 credits
Electrical Engineering	150 credits
Industrial Engineering	150 credits
Mechanical Engineering	150 credits
Mechatronics Engineering	150 credits
Petroleum Engineering	150 credits

Special Degree

Pro Green Diploma (in collaboration with the American University of Beirut and The American University of Cairo)	18 credits
--	------------

Alice Ramez Chagoury School of Nursing

Bachelor of Science (B.S.)

Nursing	103 credits
---------	-------------

School of Pharmacy

Bachelor of Science (B.S.)

Pharmacy	174 credits
----------	-------------

GRADUATE DEGREE PROGRAMS AND MAJORS OFFERED

FALL 2018–2019

School of Architecture & Design

Mutaz & Rada Sawwaf Master of Arts (M.A.)

Islamic Art & Architecture	30 credits
----------------------------	------------

School of Arts and Sciences

Master of Arts (M.A.)

Education	30 credits
International Affairs	30 credits
Migration Studies	30 credits
Interdisciplinary Gender Studies	30 credits

Master of Science (M.S.)

Computer Science	30 credits
Applied and Computational Mathematics	30 credits
Molecular Biology	30 credits
Nutrition	30 credits

Adnan Kassar School of Business

Master of Business Administration (M.B.A.)

Business Administration	39 credits
-------------------------	------------

Executive Master's Program (E.M.B.A.)

Business Administration	36 credits
-------------------------	------------

Master of Arts (M.A.)

Applied Economics	30 credits
-------------------	------------

Master of Law (LL.M.)

Business Law	30 credits
--------------	------------

Master of Science (M.S.)

Human Resources Management	30 credits
----------------------------	------------

School of Engineering

Master of Science in Engineering (M.S.E.)

Civil and Environmental Engineering	Infrastructure and Construction Management Environmental Science, Engineering and Management Engineering Mechanics	30 credits
Computer Engineering	Computer Engineering Computer and Communication Engineering	30 credits
Industrial Engineering and Engineering Management	Engineering Management	30 credits

School of Pharmacy

Master of Science (M.S.)

Pharmaceutical Development and Management

36 credits

Office of Graduate Studies & Research

Executive Masters of Arts (EMAAS)

Actuarial Science

36 credits

DOCTORAL – PROFESSIONAL PRACTICE DEGREE PROGRAMS AND MAJORS OFFERED

ACADEMIC YEAR 2018–2019

Gilbert and Rose-Marie Chagoury School of Medicine

Doctor of Medicine (M.D.)

School of Pharmacy

Doctor of Pharmacy (Pharm.D.)

Pharm-D

201 credits *

* Includes 174 credits as required for Bachelor of Science in Pharmacy degree in addition to 27 credits required for Doctor of Pharmacy degree.



BACHELOR'S DEGREES 150% GRADUATION RATES

ENTERING COHORTS 2007-2012

	2007		2008		2009		2010		2011		2012	
	N	%	N	%	N	%	N	%	N	%	N	%
Bachelor of Arts and Bachelor of Science	738	77.0%	701	71.6%	902	75.8%	830	78.2%	887	79.7%	818	79.8%
Bachelor of Engineering	144	75.7%	147	66.0%	205	76.6%	183	83.6%	262	82.4%	250	85.2%
Bachelor of Pharmacy	101	81.2%	94	62.8%	110	n.a.	90	n.a.	102	n.a.	76	n.a.
Bachelor of Architecture	24	79.2%	40	80.0%	58	n.a.	80	n.a.	50	n.a.	50	n.a.
Bachelor of Arts in Interior Architecture	12	75.0%	15	86.7%	14	92.9%	33	84.9%	29	86.2%	38	86.8%
Total Bachelor's Degrees	1,019	77.2%	997	70.5%	1,289	66.3%	1,216	68.3%	1,330	n.a.	1,232	n.a.

* **150% graduation rate** is the percentage of students entering the institution as full-time, first-time, degree seeking undergraduate students in the specified fall cohort who have completed their degree within 150 percent of normal time to completion.

Bachelor of Arts and Bachelor of Science: 4.5 years


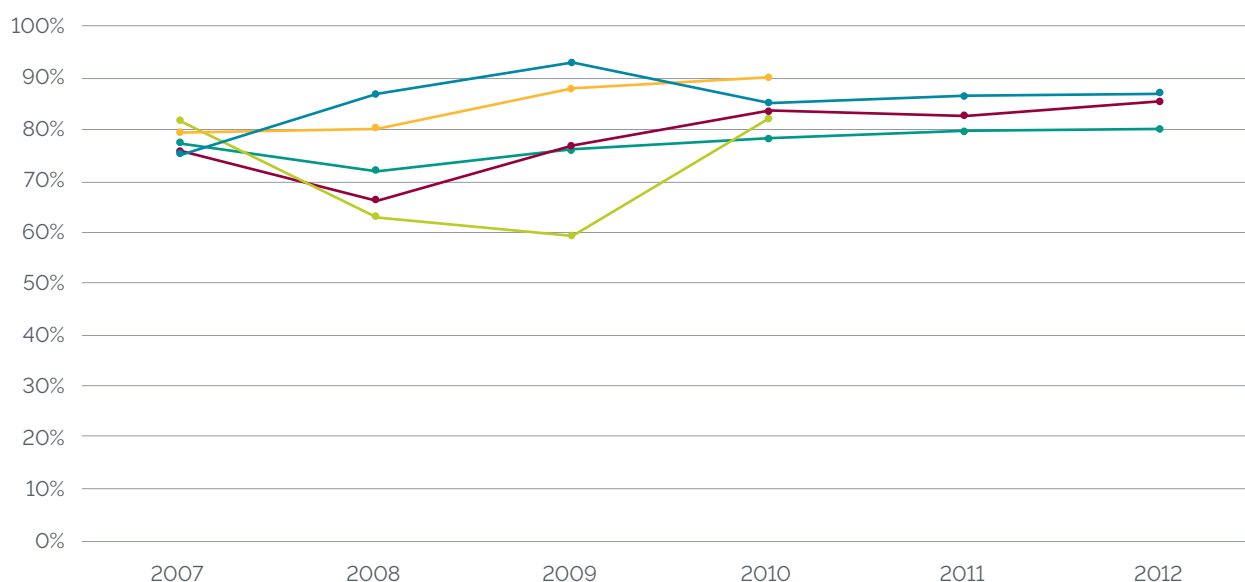
Bachelor of Engineering: 6 years

Bachelor of Pharmacy: 7.5 years

Bachelor of Architecture: 7.5 years

Bachelor of Interior Architecture: 6 years

Bachelor's Degrees 150% Graduation Rates



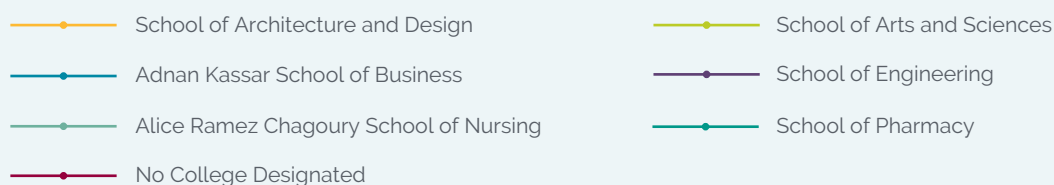
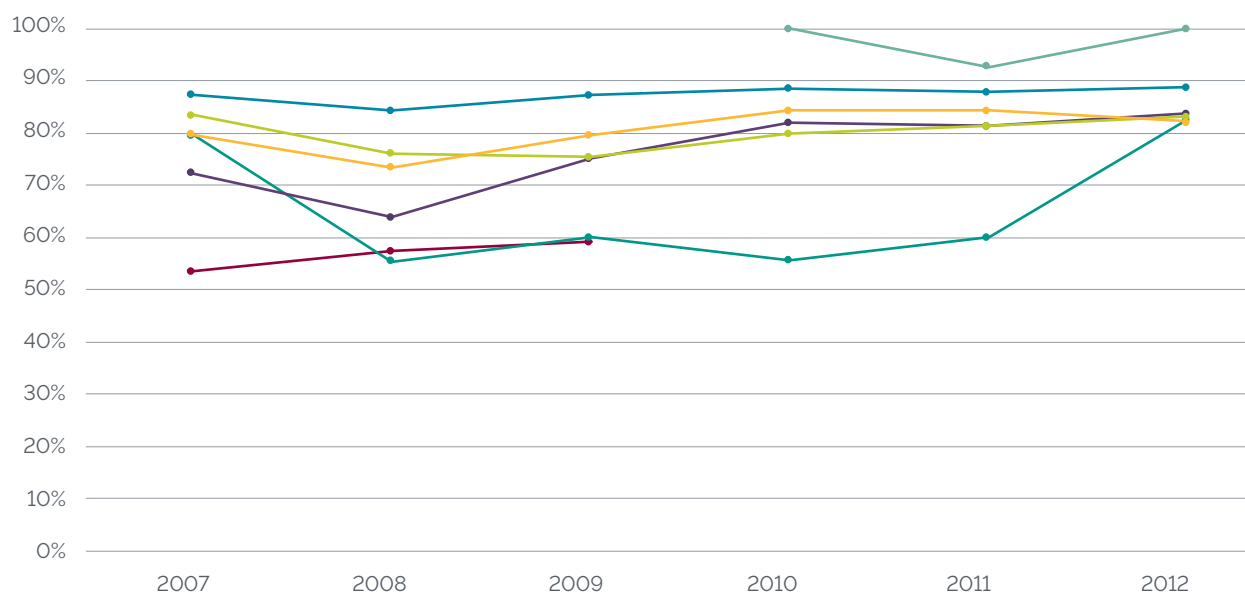
BACHELOR'S DEGREES SIX-YEAR GRADUATION RATES

ENTERING COHORTS 2007-2012

	2007		2008		2009		2010		2011		2012	
	N	%	N	%	N	%	N	%	N	%	N	%
School of Architecture and Design	105	80.0%	116	74.1%	177	80.2%	202	84.7%	143	84.6%	127	82.7%
School of Arts and Sciences	172	83.7%	180	76.7%	313	76.0%	374	80.5%	391	81.8%	406	83.5%
Adnan Kassar School of Business	486	87.7%	448	84.8%	474	87.6%	357	88.8%	404	88.1%	352	89.2%
School of Engineering	144	72.9%	147	64.6%	205	75.6%	183	82.5%	262	81.7%	250	84.0%
Alice Ramez Chagoury School of Nursing	-	-	-	-	-	-	10	100.0%	28	92.9%	21	100.0%
School of Pharmacy	101	80.2%	94	56.4%	110	60.9%	90	56.7%	102	60.8%	76	82.9%
No College Designated	11	54.5%	12	58.3%	10	60.0%	-	-	-	-	-	-
Total Bachelor's Degrees	1,019	83.0%	997	76.1%	1,289	79.4%	1,216	82.3%	1,330	82.6%	1,232	85.4%


* *Six-year graduation rate* is the percentage of students entering the institution as full-time, first-time, degree seeking undergraduate students in the specified fall cohort who have completed their degree within six years.

Bachelor's Degrees Six-year Graduation Rates





ACADEMIC AND STUDENT RELATED INFORMATION

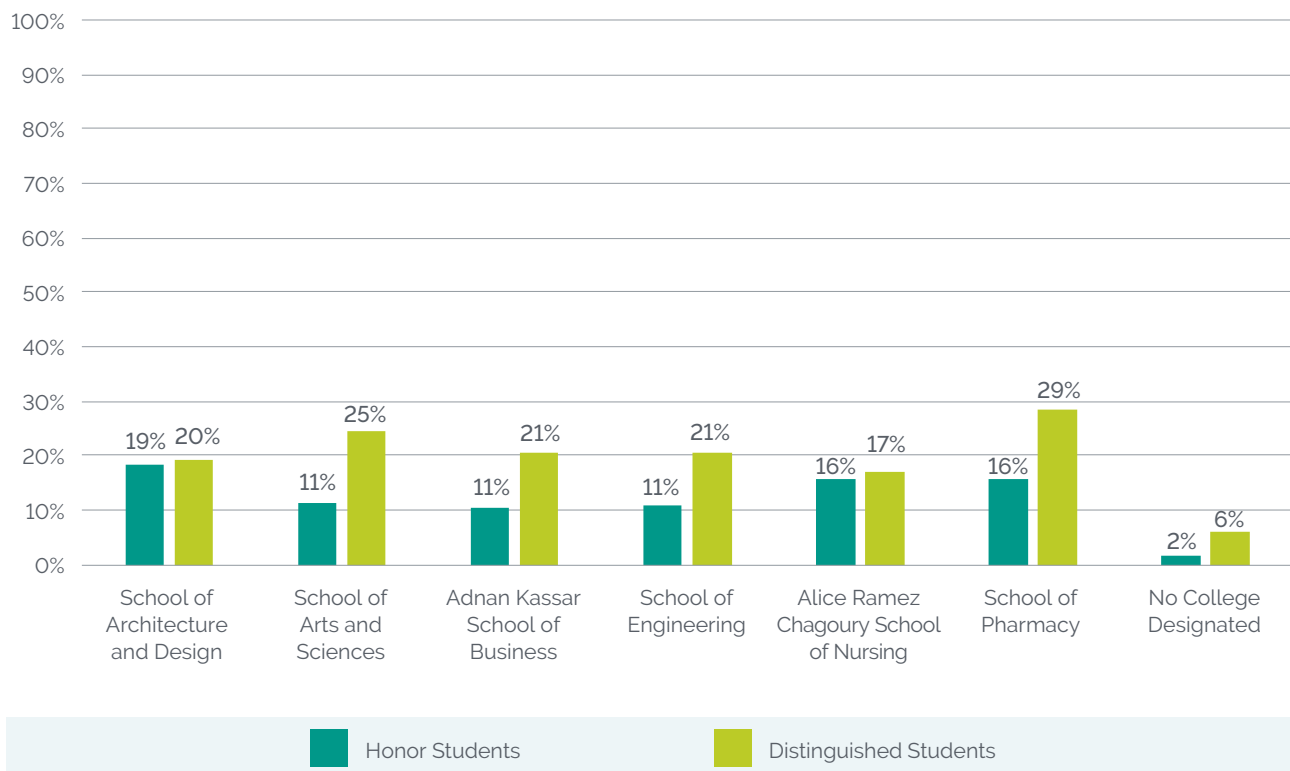


HONOR AND DISTINGUISHED UNDERGRADUATE STUDENTS

FALL 2018

	Undergraduate Enrolled Students	Honor Students		Distinguished Students	
		Number of Students	% of Enrolled Students	Number of Students	% of Enrolled Students
School of Architecture and Design	888	166	19%	175	20%
School of Arts and Sciences	2,309	263	11%	575	25%
Adnan Kassar School of Business	2,236	242	11%	461	21%
School of Engineering	1,475	163	11%	306	21%
Alice Ramez Chagoury School of Nursing	93	15	16%	16	17%
School of Pharmacy	445	71	16%	129	29%
No College Designated	112	2	2%	7	6%
Total	7,558	922	12%	1,669	22%

Honor and Distinguished Undergraduate Students



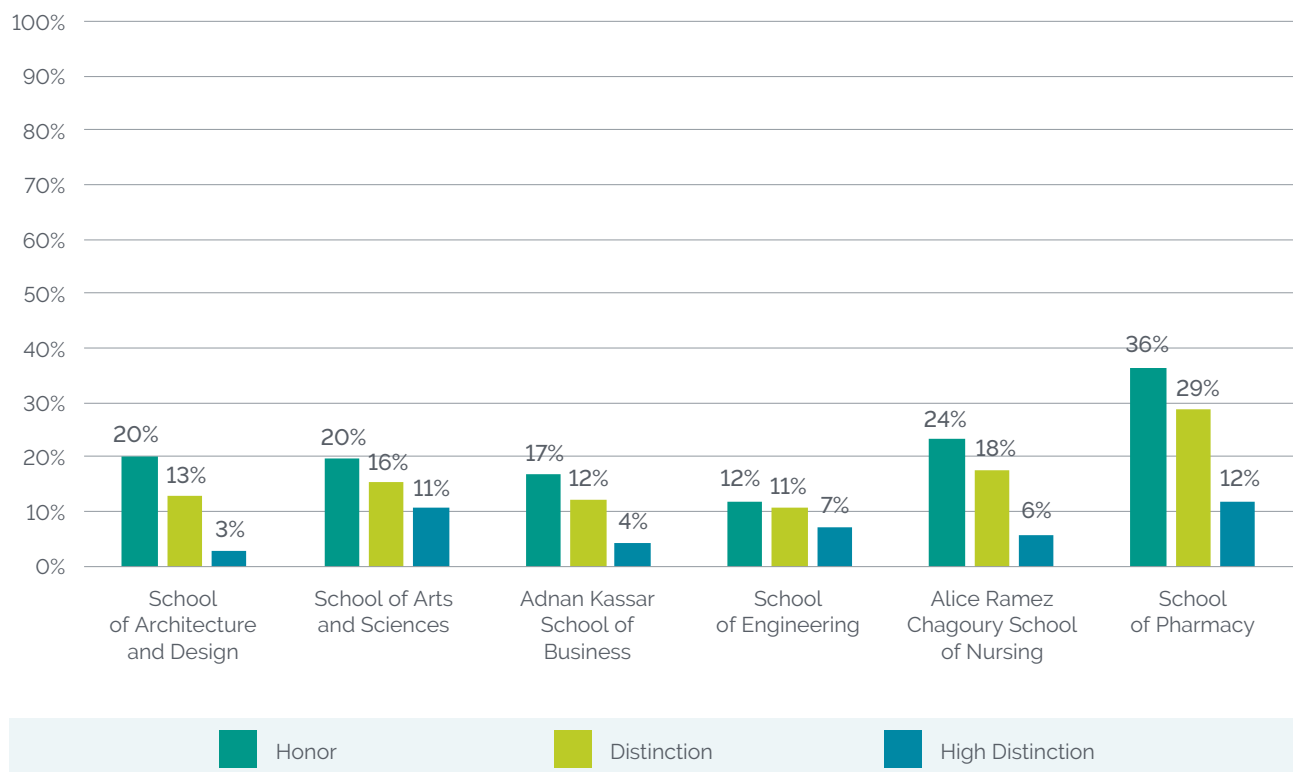
HONOR, DISTINCTION AND HIGH DISTINCTION GRADUATING STUDENTS

ACADEMIC YEAR 2017–2018*

	Graduating Students	Honor		Distinction		High Distinction	
		Number of Students	% of Graduating Students	Number of Students	% of Graduating Students	Number of Students	% of Graduating Students
School of Architecture & Design	199	40	20%	26	13%	6	3%
School of Arts & Sciences	508	101	20%	80	16%	56	11%
Adnan Kassar School of Business	651	110	17%	81	12%	29	4%
School of Engineering	241	29	12%	26	11%	18	7%
Alice Ramez Chagoury School of Nursing	17	4	24%	3	18%	1	6%
School of Pharmacy	66	24	36%	19	29%	8	12%
Total	1,682	308	18%	235	14%	118	7%

* Includes only undergraduate students.

Honor, Distinction and High Distinction Graduating Students



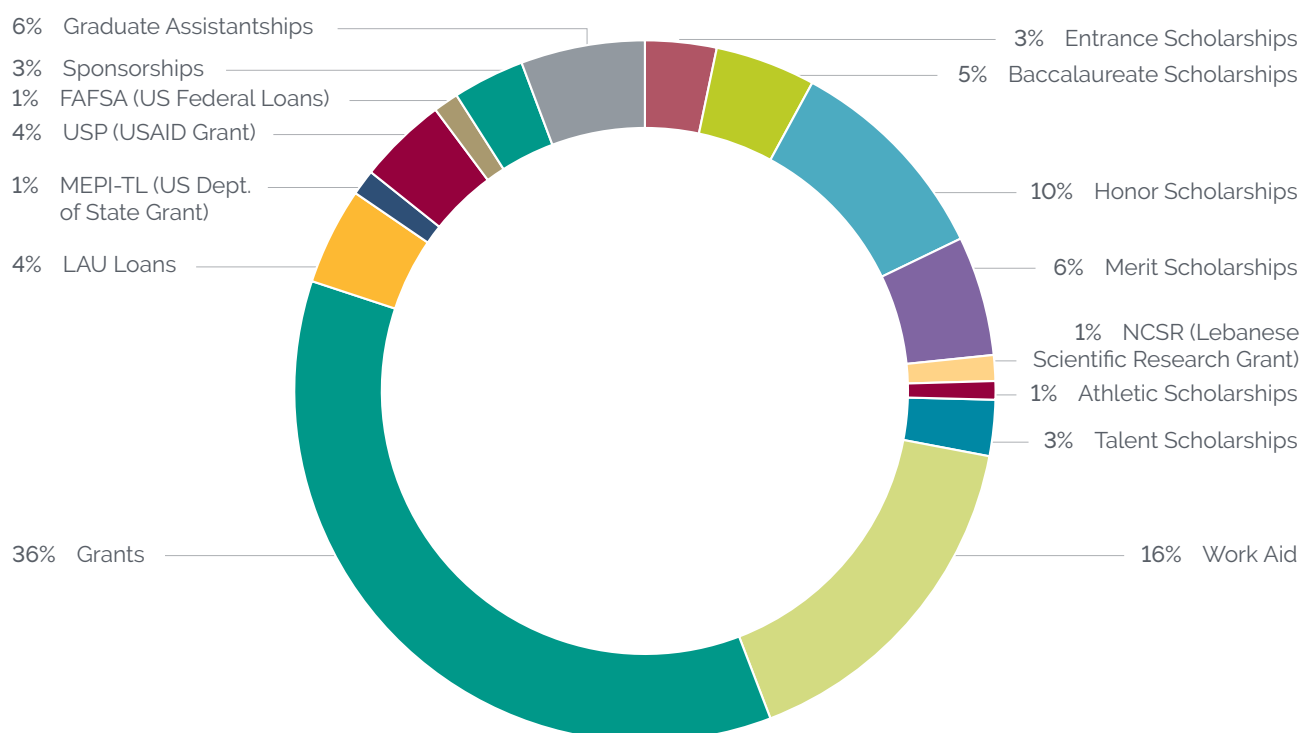
STUDENT FINANCIAL AID PROGRAM

ACADEMIC YEAR 2017–2018

Type	Count	Amount in \$
Entrance Scholarships	278	\$ 1,120,868.30
Baccalaureate Scholarships	166	\$ 1,576,363.00
Honor Scholarships	851	\$ 3,381,217.65
Merit Scholarships	115	\$ 1,879,087.50
NCSR (Lebanese Scientific Research Grant)	21	\$ 403,817.00
Athletic Scholarships	122	\$ 290,634.45
Talent Scholarships	154	\$ 879,996.25
Work Aid	2,716	\$ 5,515,026.13
Grants	2,945	\$ 12,227,586.04
LAU Loans	1,083	\$ 1,523,973.19
MEPI-TL (US Dept. of State Grant)	84	\$ 403,016.50
USP (USAID Grant)	240	\$ 1,391,311.80
FAFSA (US Federal Loans)	44	\$ 395,329.00
Sponsorships	189	\$ 1,127,130.11
Graduate Assistantships	314	\$ 1,948,183.40
Total	4,605	\$ 34,063,540.32

*** Duplicates occur at the level of the number of awards as a student may benefit from more than one type of financial aid, yet the total financial aid headcount is unduplicated.*

Student Financial Aid Program

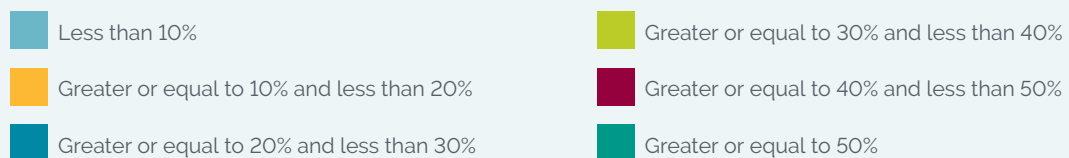
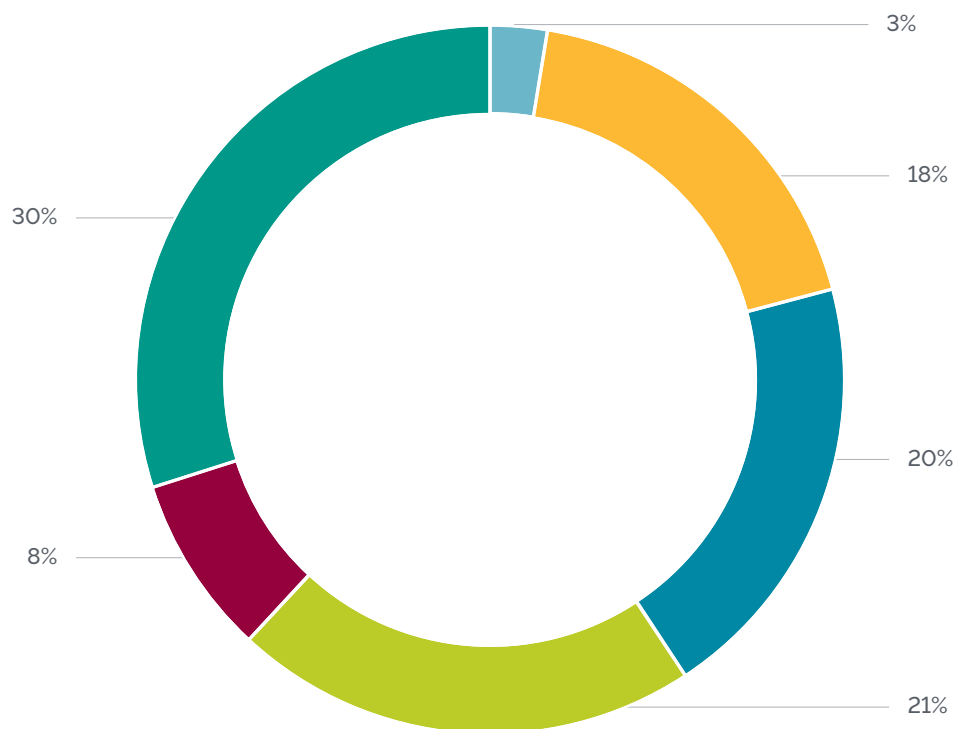


DISTRIBUTION OF FINANCIAL AID AWARDS

ACADEMIC YEAR 2017–2018

	Number of Students	Total Yearly Tuition	Total Yearly Financial Aid in \$
Less than 10%	111	\$1,625,718	\$133,359
Greater or equal to 10% and less than 20%	782	\$13,193,975	\$1,902,117
Greater or equal to 20% and less than 30%	848	\$15,385,633	\$3,687,215
Greater or equal to 30% and less than 40%	906	\$16,968,761	\$5,701,762
Greater or equal to 40% and less than 50%	350	\$6,608,051	\$2,879,207
Greater or equal to 50%	1279	\$23,838,539	\$17,416,368
Total	4276	77,620,677	31,720,028

Distribution of Financial Aid Awards

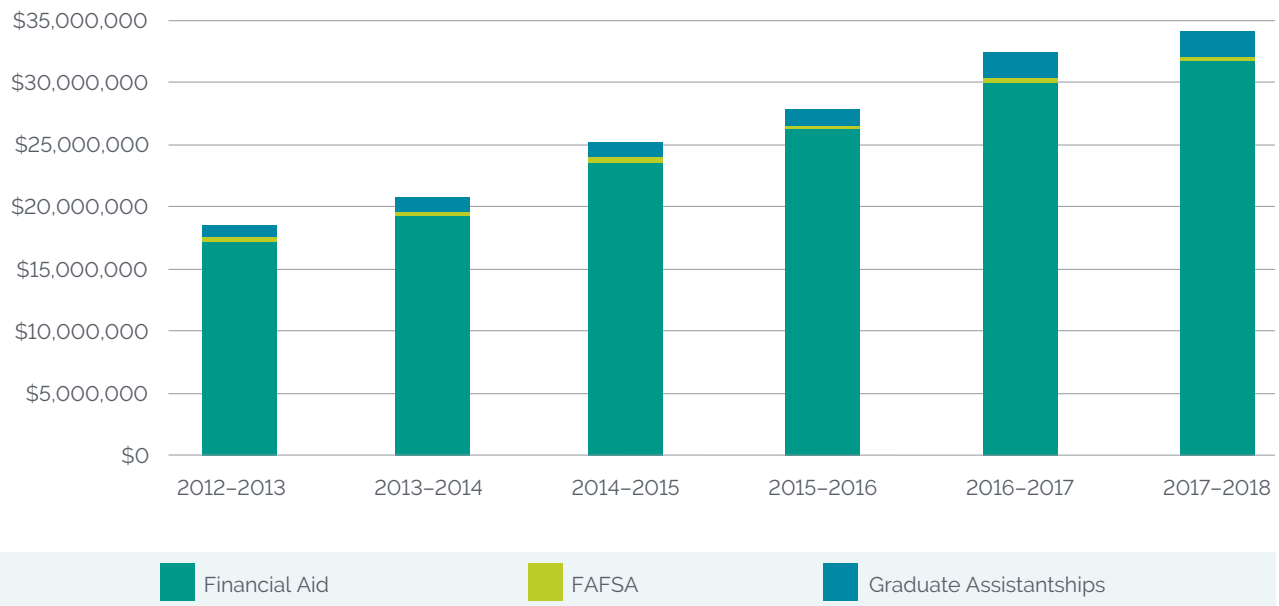


TRENDS IN FINANCIAL AID BUDGET

ACADEMIC YEAR 2017-2018

Type	2012-2013	2013-2014	2014-2015	2015-2016	2016-2017	2017-2018
Financial Aid	\$17,230,919.79	\$19,252,078.91	\$23,552,807.00	\$26,254,274.77	\$30,043,644.84	\$31,720,027.92
FAFSA	\$377,377.00	\$398,566.00	\$418,986.00	\$329,811.00	\$361,484.00	\$395,329.00
Graduate Assistantships	\$921,240.15	\$1,133,394.00	\$1,181,898.72	\$1,249,609.62	\$2,103,827.25	\$1,948,183.40
Total	\$18,529,536.94	\$20,784,038.91	\$25,153,691.72	\$27,833,695.39	\$32,508,956.09	\$34,063,540.32

Trends in Financial Aid Budget



TUITION AND FEES

ACADEMIC YEAR 2018–2019

The average undergraduate tuition for the academic year 2018–2019 is \$19,602 per year and the average graduate tuition is \$14,618 per year. Annual tuition fees for doctoral/professional practice programs amount to \$32,837 for students in the School of Medicine and \$25,620 for Pharm.D. students. Tuition varies depending on the degree program.

PROGRAM	Undergraduate Per Term Rate (*)	Per Credit Rate
SCHOOL OF ARCHITECTURE & DESIGN		
Undergraduate Program		
Bachelor of Architecture	\$9,897	\$829
B.A. in Fashion Design	\$9,897	\$829
B.A. in Fine Arts	\$9,897	\$829
B.S. in Graphic Design	\$9,897	\$829
B.A. in Interior Architecture	\$9,897	\$829
B.S. in Interior Design	\$9,897	\$829
Graduate Program (**)		
M.A. in Islamic Art and Architecture	–	\$842
M.A. in Visual Narrative	–	\$850



PROGRAM	Undergraduate Per Term Rate (*)	Per Credit Rate
SCHOOL OF ARTS AND SCIENCES		
B.A. in Arabic Language and Literature	\$8,138	\$678
B.A. in Communication Arts/Communication	\$9,048	\$756
B.A. in Education	\$8,138	\$678
B.A. in English	\$8,138	\$678
B.A. in History	\$8,138	\$678
B.A. in Multimedia Journalism	\$9,048	\$756
B.A. in Performing Arts	\$9,048	\$756
B.A. in Philosophy	\$8,138	\$678
B.A. in Political Science	\$8,138	\$678
B.A. in Political Science/International Affairs	\$8,138	\$678
B.A. in Psychology	\$8,138	\$678
B.A. in Social Work	\$8,138	\$678
B.A. in Television and Film	\$9,048	\$756
B.A. in Translation	\$8,138	\$678
B.S. in Bioinformatics	\$9,048	\$756
B.S. in Biology	\$9,048	\$756
B.S. in Chemistry	\$9,048	\$756
B.S. in Computer Science	\$9,005	\$752
B.S. in General Science	\$9,048	\$756
B.S. in Mathematics	\$9,005	\$752
B.S. in Nutrition	\$9,048	\$756
B.S. in Nutrition and Dietetics (Coordinated Program)	–	\$750
Bridge-Arts	\$8,138	\$678
Bridge-Science	\$9,048	\$756
Dietetics Internship	–	\$750
Freshman	\$8,178	\$681
Intensive English	\$7,669	\$639
Teaching Diploma	\$9,048	\$756
Regent's College Degree	\$9,048	\$756
Graduate programs (**)		
Education	–	\$757
Interdisciplinary Gender Studies	–	\$757
International Affairs	–	\$757
Migration Studies	–	\$757
Applied and Computational Mathematics	–	\$790
Molecular Biology	–	\$790
Computer Science	–	\$790

PROGRAM	Undergraduate Per Term Rate (*)	Per Credit Rate
ADNAN KASSAR SCHOOL OF BUSINESS		
Undergraduate Programs	\$9,300	\$774
Bridge program	\$9,300	\$774
Graduate Programs (**)		
Executive Master of Business Administration (**)	–	\$840
LL.M. in Business Law	–	\$825
M.A. in Applied Economics	–	\$825
Master of Business Administration (M.B.A.)	–	\$825
M.S. in Human Resources Management	–	\$856
QBA (Remedial MBA Course)	–	\$856
Interdisciplinary		
Executive M.A. in Actuarial Science	–	\$874
SCHOOL OF ENGINEERING		
Undergraduate Program		
B.E. in Civil Engineering	\$9,858	\$823
B.E. in Computer Engineering	\$9,858	\$823
B.E. in Industrial Engineering	\$9,858	\$823
B.E. in Electrical Engineering	\$9,858	\$823
B.E. in Mechanical Engineering	\$9,858	\$823
B.E. in Petroleum Engineering	\$9,858	\$823
Graduate Program (**)		
M.S. in Civil and Environmental Engineering	–	\$865
M.S. in Computer Engineering	–	\$865
M.S. in Industrial Engineering and Engineering Management	–	\$865
ALICE RAMEZ CHAGOURY SCHOOL OF NURSING		
B.S in Nursing		
New students AY 2018–2019	\$6,926	\$580
Continuing students AY 2017–2018	\$6,676	\$559
Continuing students AY 2016–2017	\$6,450	\$540
Continuing students AY 2015–2016	\$6,084	\$510
Continuing students AY 2014–2015	\$6,084	\$510
SCHOOL OF PHARMACY		
B.S in Pharmacy	\$10,520	\$880

PROGRAM	Undergraduate Per Term Rate (*)	Per Credit Rate
OTHER		
New York Academic Center	–	\$945
Special Students	\$10,648	\$885
Doctoral Research Fees, Sciences	\$4,642	–
Doctoral Research Fees, Humanities	\$1,202	–
Undecided Major	\$9,048	\$756

PROGRAM	Annual Tuition
GILBERT AND ROSE-MARIE CHAGOURY SCHOOL OF MEDICINE	
M.D. Program	
New students AY 2018–2019	\$32,837
Continuing students AY 2017–2018	\$31,650
Continuing students AY 2016–2017	\$30,430
Continuing students AY 2015–2016	\$28,704
Continuing students AY 2014–2015	\$28,704
SCHOOL OF PHARMACY	
Doctor of Pharmacy – Pharm.D.	\$25,620

(*) 12 or more credit hours per term

(**) Graduate Programs per credit

(***) Research Doctoral fees are offered to PhD candidates of other universities using the lau labs.

Exchange rate: 1 US Dollar = Lebanese Pounds 1,507.50



STUDENT HOUSING

FALL 2018

	Number of Rooms Available	Number of Residents	Number of Rooms Occupied	Occupancy Rate
RESIDENCE HALL FOR FEMALES				
Beirut campus				
Santona Residence	45	76	31	69%
Berkeley Hotel	24	46	21	88%
Byblos campus				
Residence Hall Block B	61	97	60	98%
Nacouzi (LAU-sponsored)	12	23	12	100%

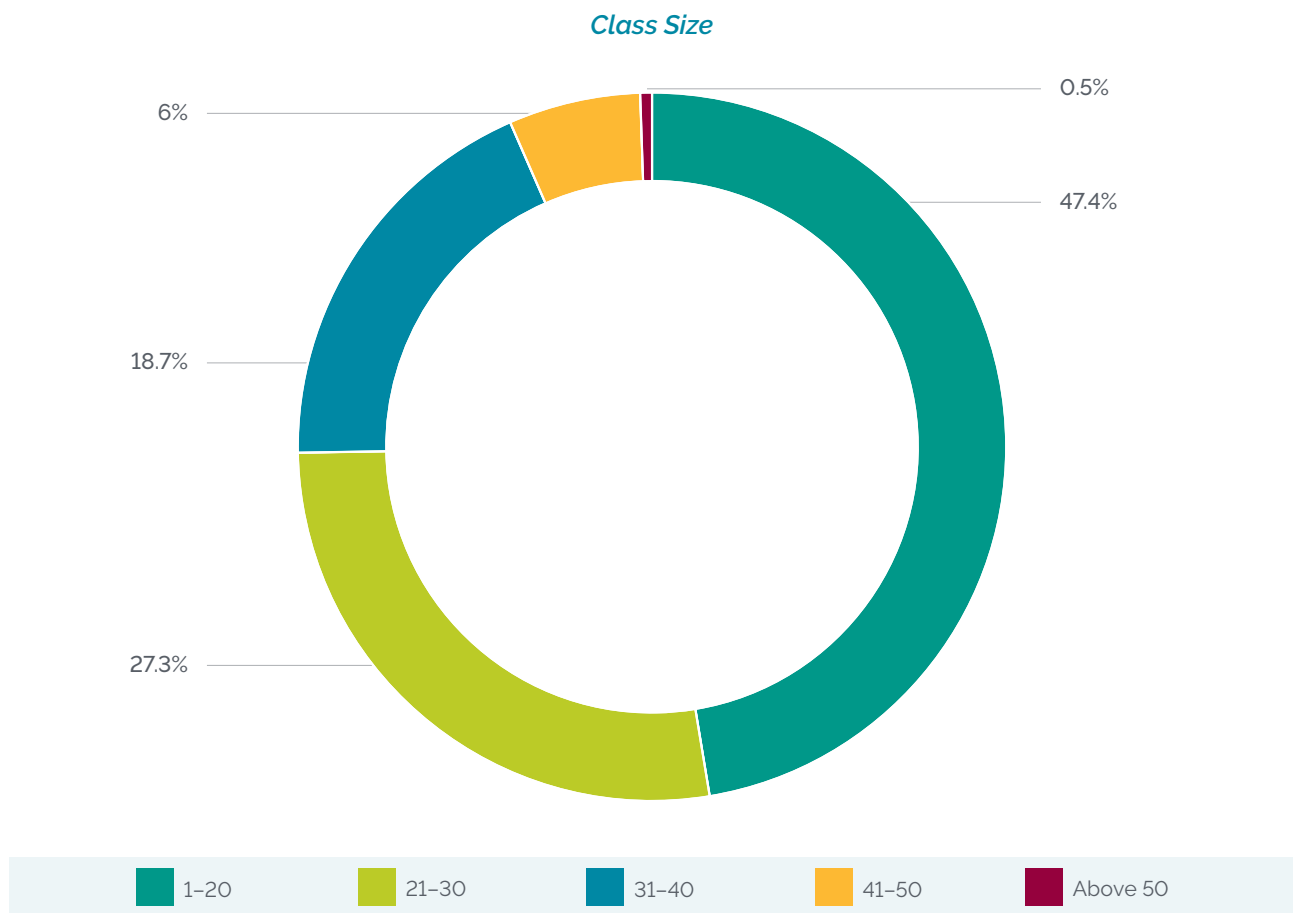
RESIDENCE HALL FOR MALES				
Beirut campus				
Capital Suites Residence Hal (Leased)	19	28	13	63%
Berkeley Hotel	21	43	19	90%
Byblos campus				
Residence Hall Block B	45	69	45	100%
Residence Hall Block C	12	23	12	100%

Average Housing Fees per Year AY 2018–2019			
	Beirut campus	Byblos campus	University wide
Single Room	\$10,020	\$6,670	\$8,345
Shared Room	\$6,630	\$4,355	\$5,493

CLASS SIZE

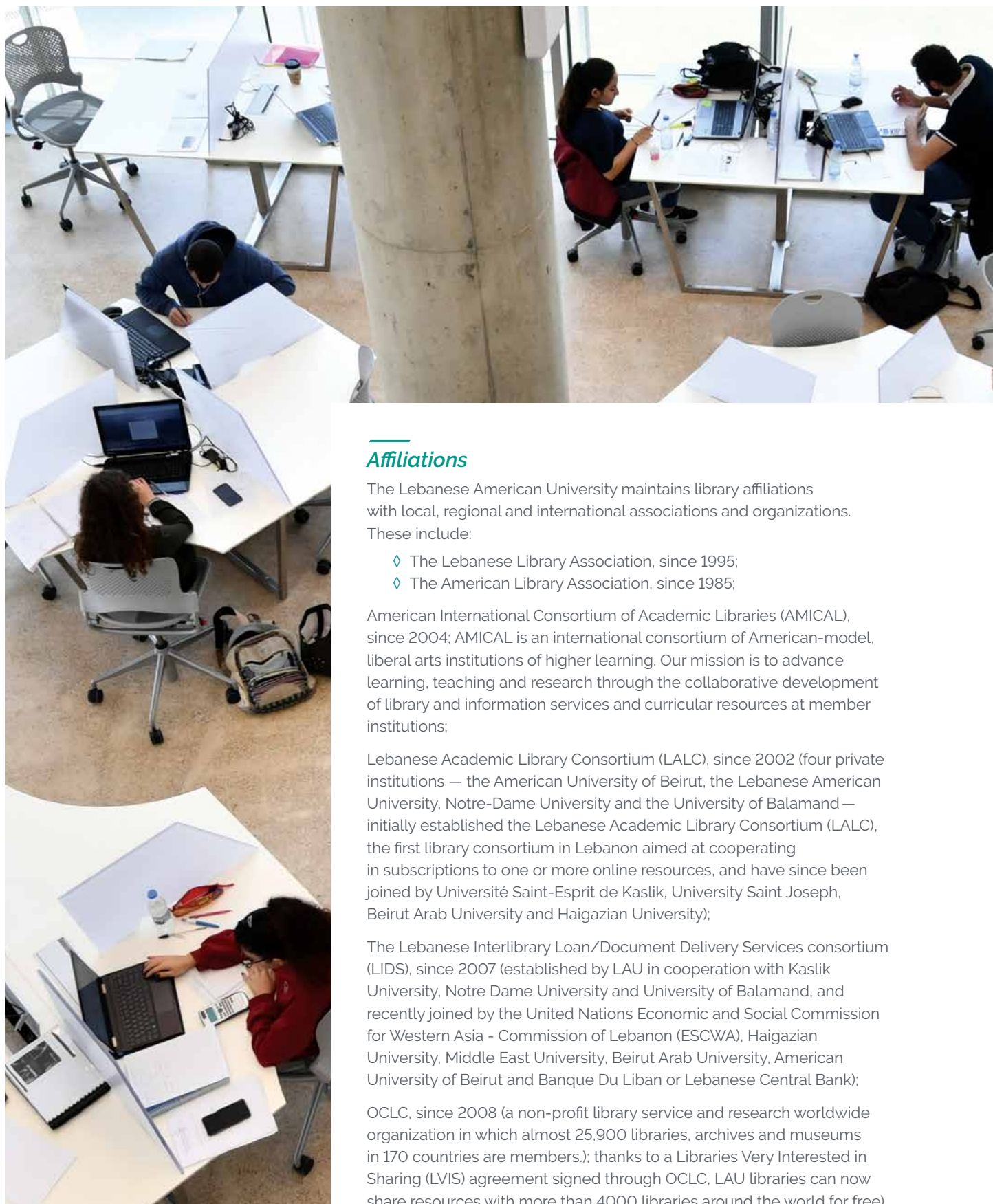
FALL 2018

Schedule Type	1 – 20	21 – 30	31 – 40	41 – 50	Above 50
Lab	214	36	2	1	–
Language	78	217	3	–	–
Lecture	488	283	382	124	11
Seminar	11	4	–	–	–
Studio	192	27	1	–	–
Total	983	567	388	125	11



LIBRARY AND OTHER INFORMATION RESOURCES

ACADEMIC YEAR 2017-2018



Affiliations

The Lebanese American University maintains library affiliations with local, regional and international associations and organizations. These include:

- ♦ The Lebanese Library Association, since 1995;
- ♦ The American Library Association, since 1985;

American International Consortium of Academic Libraries (AMICAL), since 2004; AMICAL is an international consortium of American-model, liberal arts institutions of higher learning. Our mission is to advance learning, teaching and research through the collaborative development of library and information services and curricular resources at member institutions;

Lebanese Academic Library Consortium (LALC), since 2002 (four private institutions — the American University of Beirut, the Lebanese American University, Notre-Dame University and the University of Balamand — initially established the Lebanese Academic Library Consortium (LALC), the first library consortium in Lebanon aimed at cooperating in subscriptions to one or more online resources, and have since been joined by Université Saint-Esprit de Kaslik, University Saint Joseph, Beirut Arab University and Haigazian University);

The Lebanese Interlibrary Loan/Document Delivery Services consortium (LIDS), since 2007 (established by LAU in cooperation with Kaslik University, Notre Dame University and University of Balamand, and recently joined by the United Nations Economic and Social Commission for Western Asia - Commission of Lebanon (ESCWA), Haigazian University, Middle East University, Beirut Arab University, American University of Beirut and Banque Du Liban or Lebanese Central Bank);

OCLC, since 2008 (a non-profit library service and research worldwide organization in which almost 25,900 libraries, archives and museums in 170 countries are members.); thanks to a Libraries Very Interested in Sharing (LVIS) agreement signed through OCLC, LAU libraries can now share resources with more than 4000 libraries around the world for free).



Library and Other Information Resources 2017–2018

Expenditures / FTE Student

Materials	\$183.41
Salaries & Wages	\$215.51
Other Operating	\$3.37

Collections

Total print volumes	424,573
Electronic books	556,586
Print/microform serial subscriptions (title number)	473
Print/microform serial subscriptions (volume number)	61,818
Full-text electronic journals	131,038
Microforms – Byblos Campus	12 titles in 150 reels
Total media materials	16,421

Personnel (FTE)

Librarians – Beirut Campus	9.0
Librarians – Byblos Campus	6.0
Other Personnel – Beirut Campus	13.0
Other Personnel – Byblos Campus	8.0

Library Instruction

Total Sessions – Beirut Campus	56
Total Sessions – Byblos Campus	128
Total Attendance – Beirut Campus	104
Total Attendance – Byblos Campus	1,012

Library and Other Information Resources

Reference and Reserves

In-person reference questions/day	61
Virtual reference questions/day	1,579
E-reserves: courses supported	662
E-reserves: items on e-reserve	9,751

Circulation (does not include reserves)

Total/FTE student	23.57
Total number of online searches/FTE	58
Annual basis: Number of hits to library website	361,907
Semester basis: Number of hits to library website	152,129
Student borrowing through consortia or contracts	0.024

Availability / Attendance

Hours of operation/week – Beirut campus	97.5 hours
Hours of operation/week – Byblos campus	81 hours
Gate counts/year – Beirut campus	544,035
Gate counts/year – Byblos campus	449,507

URL of Information Literacy Reports

libguides.lau.edu.lb

INFORMATION TECHNOLOGY RESOURCES ACADEMIC YEAR 2017–2018

Information Technology Resources

COURSE MANAGEMENT SYSTEM

Number of classes using the system	1,746
Number of students (having seats) on system	53,772

BANDWIDTH

On-Campus Network	10 Gbps
Off-Campus Access – Commodity Internet	1.6 Gbps
Wireless Protocol(s)	802.11 b/g/n

Information Technology Resources

NETWORK

Percent of residence halls connected to network

Wired	100%
Wireless	100%

Percent of classrooms connected to network

Wired	100%
Wireless	100%
Public wireless ports	7,000
Public computers connected to network	1,601
Public computers connected to network in libraries	338

MULTIMEDIA CLASSROOMS (PERCENT)

Beirut campus	100%
Byblos campus	100%

SMART CLASSROOMS

Beirut campus	76 classrooms/17 labs
Byblos campus	55 classrooms/63 labs
New York campus	10

COMPUTERS AND LAPTOPS

Beirut campus	589
Byblos campus	1,159

IT PERSONNEL (FTE)

Beirut campus	30.0
Byblos campus	12.0

Software Systems and Versions

Students	Banner 8.13.2
Finances	E-business Suite v 12.1.3
Human Resources	E-business Suite v 12.1.3
Advancement	Raiser's edge 7.96
Library	Olib 9 SP11, Ereserve 5.6, Print Management Plus 8.0, Annahar
Portfolio management	Internally developed for the school of Pharmacy
Interactive Video Conferencing	Hitachi StarBoard

STUDENT CLUBS

Clubs are initiated and organized by students, for students, and focus on a wide range of interests including academic majors, culture, sports, human rights and the arts. They provide students with opportunities to engage in extracurricular pursuits and hobbies and to establish diverse relationships, thereby contributing to LAU's goal of developing the whole person.

Beirut Campus

UNESCO Club
Red Cross Club
Music Club
Finance Club
Hiking & Camping Club
Social Work Club
Human Rights Club
Debate Club
International Affairs Club
Civic Welfare Club
Nutrition Club
Safety Awareness Club
Football Fans Club
Pre-Med Club
Event Organization Club

Accounting Club
Animal Care Club
Aie Club
Journalism Club
Astronomy Club
Psychology Club
Computer Science Club
Cycling Club
Economics Club
Environment Club
Parkour Club
Citizenship Club
TEDxLAU Club
Gamers Club
Hospitality Club

Fashion Club
The Page Turner Club
Photography Club
Philosophy Club
Bioinformatics Club
Chess Club (Beirut Chess Club)
The I in Ethics Club
Science Club
Education Club
Armenian Club
Syrian Cultural Club
Bahraini Cultural Club
Japanese Group

Byblos Campus

180 degrees NGO Consulting Club
American Society for Civil Engineers Club (ASCE)
American Society for Mechanical Engineers Club (ASME)
Animals Right Club
Armenian Club
Artificial Intelligence Club (AI)
Association for Computing Machinery (ACM)
Astronomy Club
Book Club
Cedars Club
Chess Club
Civic Welfare Club
Consulting Club
Dance Club

Drama Club
Economics Club
Emtech Club
Empowerment through Integration Club (ETI)
Engineers without borders
Entrepreneurship club
Environmental Club
First Responder Club
Football Fan Club
Human Rights Club
IEEE
Intitute of Industrial and System Engineers Club (IISE)
International Affairs
LAU Chem Club
LAU People's Society Club

Medical Student Associations (MSA)
Music Club
NAPHAS Club
Nursing Club
Nutrition Club
Palestinian Club
Petroleum Engineering Club
Photography Club
Pioneers of Hope
Premed Society Club
Psychology Club
Poetry Club
Robotics Club
Rotaract Club
Safety Awerness Club
Society Campus Life Club
Student Volunteering Club

CENTERS AND INSTITUTES

The Lebanese American University boasts a total of 20 specialized centers and institutes, offering vast opportunities for research and training. These centers and institutes hold conferences, workshops, seminars and community outreach programs throughout the year, providing specialized knowledge, training and access to information and resources to students, researchers, faculty and professionals around the globe.

Centers and Institutes

LAU Fouad Makhzoumi Innovation Center – LAU FMIC
Center for Lebanese Heritage
CISCO Institute
Institute for Banking and Finance
Institute for Human Genetics
Institute of Human Resources
Institute for Migration Studies
The Arab Institute for Women
Institute of Family and Entrepreneurial Business
Institute of Hospitality and Tourism Management Studies

Institute of Islamic Art and Architecture
Institute for Media, Research and Training
Software Institute
Teacher Training Institute
Urban Planning Institute
Institute for Social Justice and Conflict Resolution
Center for Lebanese Studies
Center for Innovative Learning
Clinical Simulation Center
Early Childhood Center



FACULTY AND STAFF

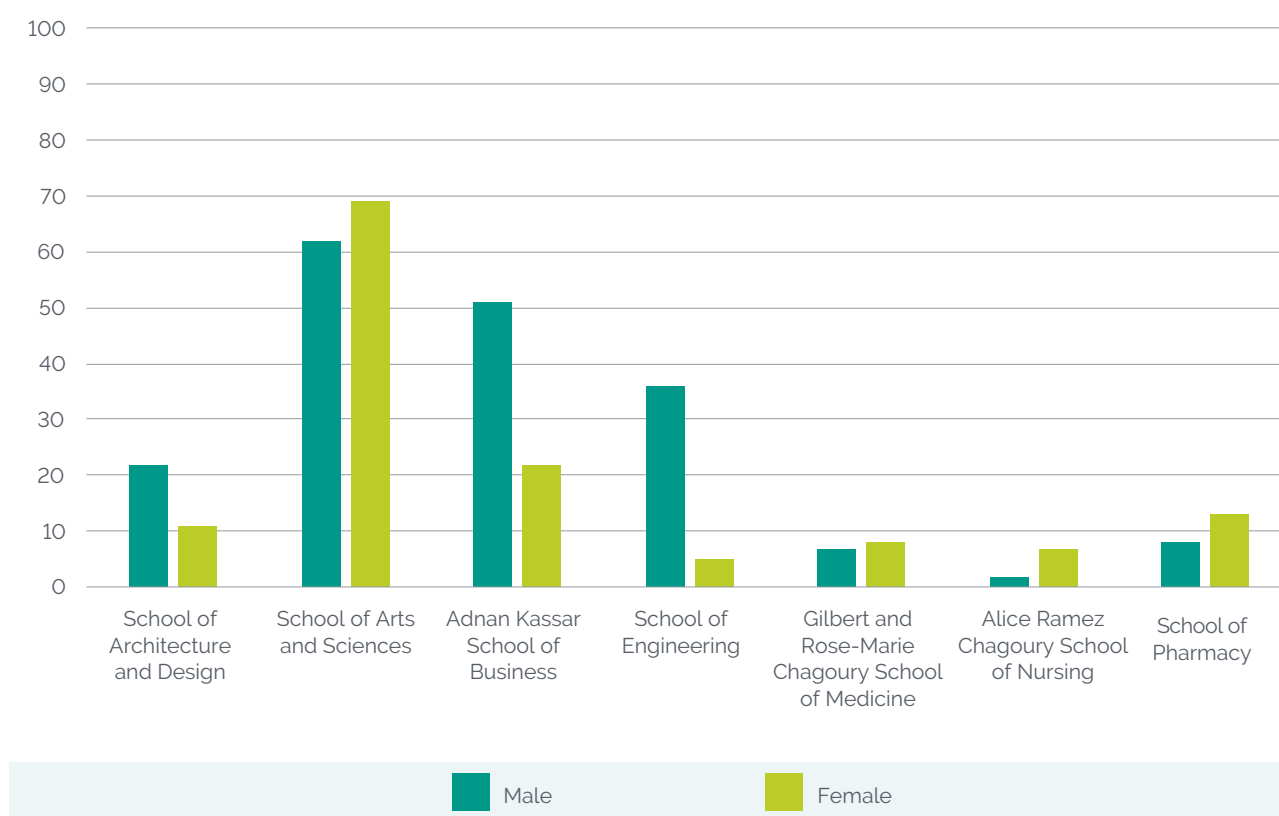


FULL-TIME FACULTY BY GENDER AND SCHOOL

FALL 2018

	Male	Female	Total
School of Architecture and Design	22	11	33
School of Arts and Sciences	62	69	131
Adnan Kassar School of Business	51	22	73
School of Engineering	36	5	41
Gilbert and Rose-Marie Chagoury School of Medicine	7	8	15
Alice Ramez Chagoury School of Nursing	2	7	9
School of Pharmacy	8	13	21
Total	188	135	323

Full-time Faculty by Gender and School



PHYSICIANS AT LAU MEDICAL CENTER-RIZK HOSPITAL

ACADEMIC YEAR 2018-2019

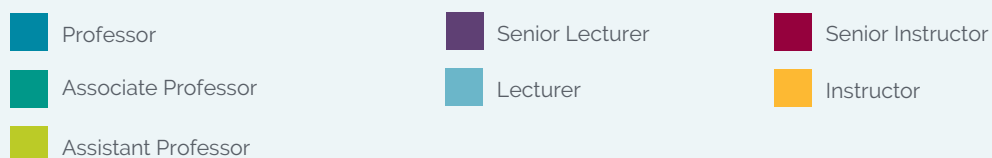
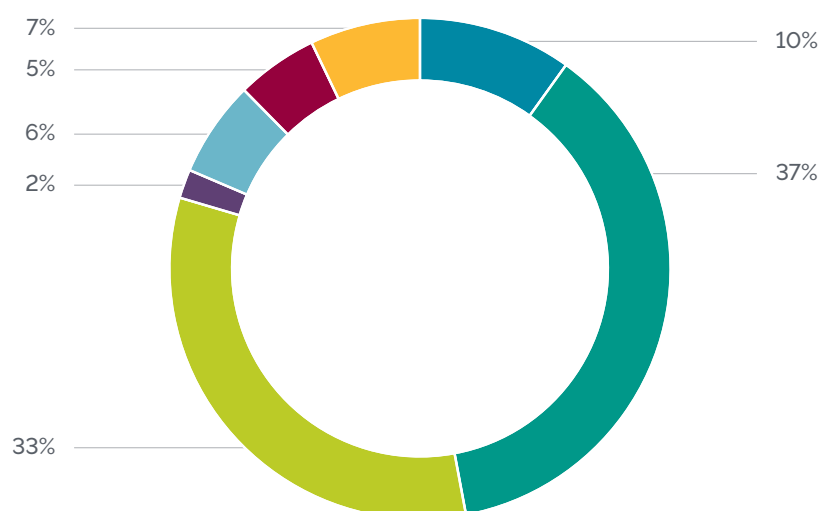
	Female	Male	Total
Full-Time Physicians	24	46	70
Part-Time Physicians	21	100	121

FULL-TIME FACULTY BY RANK, GENDER AND SCHOOL

FALL 2018

	Gender	Professor	Associate Professor	Assistant Professor	Senior Lecturer	Lecturer	Senior Instructor	Instructor	Total
School of Architecture and Design	Female	–	3	5	–	3	–	–	11
	Male	3	4	7	2	6	–	–	22
School of Arts and Sciences	Female	4	25	19	–	3	7	11	69
	Male	8	28	13	–	3	8	2	62
Adnan Kassar School of Business	Female	–	7	8	1	2	–	4	22
	Male	5	18	20	3	2	2	1	51
School of Engineering	Female	–	3	2	–	–	–	–	5
	Male	6	15	14	–	1	–	–	36
Gilbert and Rose-Marie Chagoury School of Medicine	Female	1	1	6	–	–	–	–	8
	Male	2	2	2	–	–	–	1	7
Alice Ramez Chagoury School of Nursing	Female	1	1	3	–	–	–	2	7
	Male	–	–	–	–	–	–	2	2
School of Pharmacy	Female	–	7	6	–	–	–	–	13
	Male	2	6	–	–	–	–	–	8
Total	Female	6	47	49	1	8	7	17	135
	Male	26	73	56	5	12	10	6	188
	Total	32	120	105	6	20	17	23	323

Full-time Faculty by Rank

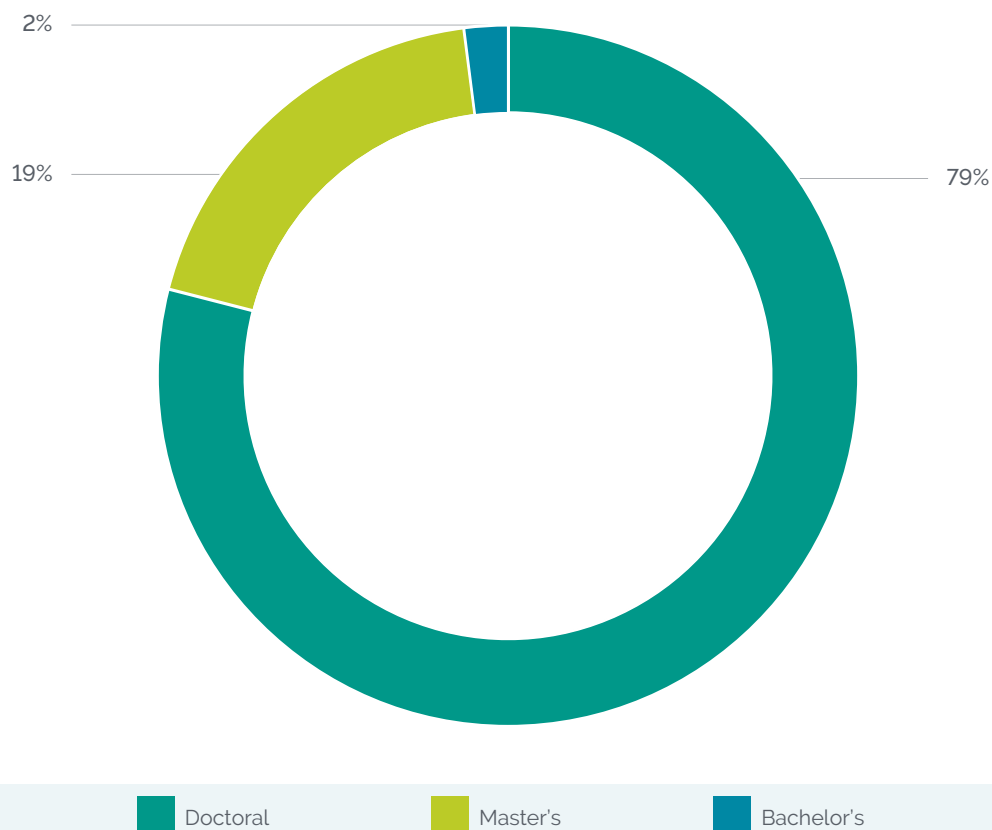


HIGHEST DEGREE EARNED BY FULL-TIME FACULTY

FALL 2018

Rank	Doctoral		Master's		Bachelor's		Total	
	Count	% of Total	Count	% of Total	Count	% of Total	Count	% of Total
Professor	31	9.6%	–	–	1	0.3%	32	9.9%
Associate Professor	116	35.9%	4	1.2%	–	–	120	37.2%
Assistant Professor	97	30.0%	8	2.5%	–	–	105	32.5%
Senior Lecturer	3	0.9%	3	0.9%	–	–	6	1.9%
Lecturer	8	2.5%	9	2.8%	3	0.9%	20	6.2%
Senior Instructor	–	–	16	5.0%	1	0.3%	17	5.3%
Instructor	1	0.3%	22	6.8%	–	–	23	7.1%
Total	256	79.3%	62	19.2%	5	1.5%	323	100.0%

Highest Degree Earned by Full-time Faculty



FULL-TIME FACULTY WITH DOCTORAL DEGREES

FALL 2018

	Count in School	Percent in School	Percent of Total
School of Architecture and Design	13	39.4%	5.1%
School of Arts and Sciences	100	76.3%	39.1%
Adnan Kassar School of Business	61	83.6%	23.8%
School of Engineering	41	100.0%	16.0%
Gilbert and Rose-Marie Chagoury School of Medicine	15	100.0%	5.9%
Alice Ramez Chagoury School of Nursing	5	55.6%	2.0%
School of Pharmacy	21	100.0%	8.2%
Total	256	79.3%	100.0%

FULL-TIME FACULTY AGE RANGE BY RANK

FALL 2018

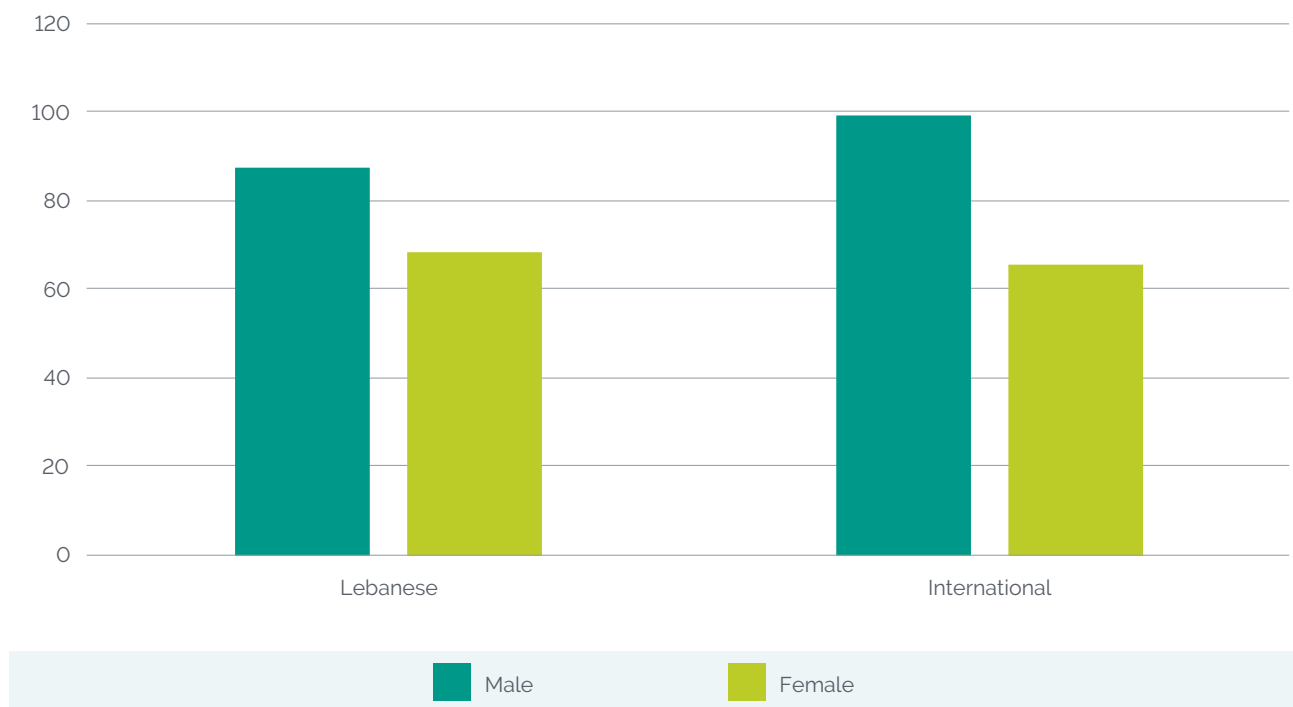
	20 – 29	30 – 39	40 – 49	50 – 59	60 and above
Professor	–	–	1	17	14
Associate Professor	–	22	44	33	21
Assistant Professor	3	49	40	10	3
Senior Lecturer	–	–	–	5	1
Lecturer	–	3	4	3	10
Senior Instructor	–	–	4	6	7
Instructor	1	7	5	4	6
Total	4	81	98	78	62

FULL-TIME FACULTY BY NATIONALITY

FALL 2018

	Female		Male	
	Count	Percent of Total Faculty	Count	Percent of Total Faculty
Lebanese	69	21.4%	88	27.2%
International	66	20.4%	100	31.0%
Total	135	41.8%	188	58.2%

Full-time Faculty by Nationality



FULL-TIME FACULTY AVERAGE BASIC SALARIES BY RANK (IN \$)

ACADEMIC YEAR 2018–2019

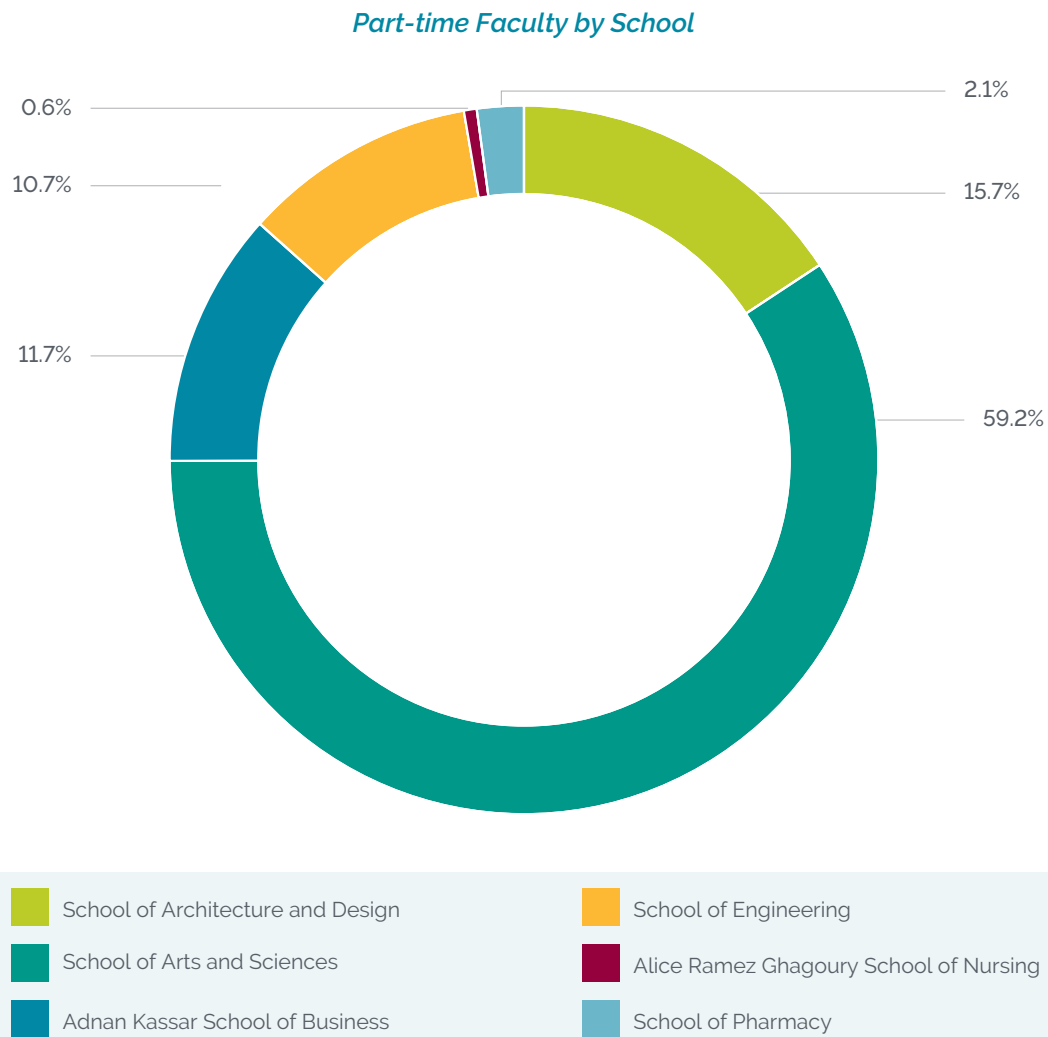
Rank	Average Basic Salary
Professor	\$136,212
Associate Professor	\$88,674
Assistant Professor	\$66,900
Senior Lecturer	\$87,328
Lecturer	\$68,200
Senior Instructor	\$63,773
Instructor	\$45,167

PART-TIME FACULTY BY SCHOOL AND GENDER

FALL 2018

	Female	Male	Total
School of Architecture and Design	47	34	81
School of Arts and Sciences	199	106	305
Adnan Kassar School of Business	24	36	60
School of Engineering	23	32	55
Alice Ramez Ghagoury School of Nursing	2	1	3
School of Pharmacy	8	3	11
Total	299	210	509

* Duplicate headcounts occur between schools as faculty may teach in two different schools, yet the total headcount is unduplicated.



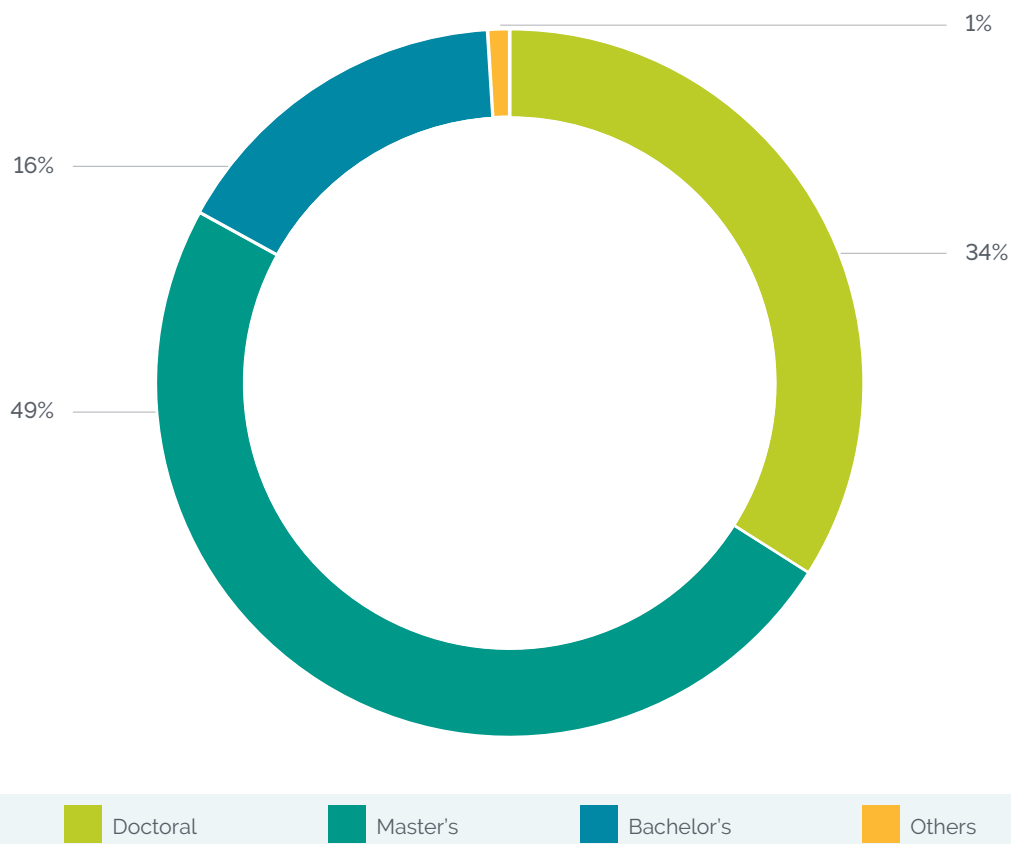
HIGHEST DEGREE EARNED BY PART-TIME FACULTY

FALL 2018

School	Doctoral		Master's		Bachelor's		Others		Total	
	Count	% in School	Count	% in School	Count	% in School	Count	% in School	Count	% in School
School of Architecture and Design	5	6.2%	56	69.1%	18	22.2%	2	2.5%	81	100%
School of Arts and Sciences	113	37.0%	143	46.9%	45	14.8%	4	1.3%	305	100%
Adnan Kassar School of Business	24	40.0%	34	56.7%	1	1.7%	1	1.7%	60	100%
School of Engineering	22	40.0%	15	27.3%	17	30.9%	1	1.8%	55	100%
Alice Ramez Ghagoury School of Nursing	-	0.0%	2	66.7%	1	33.3%	-	-	3	100%
School of Pharmacy	9	81.8%	2	18.2%	-	-	-	-	11	100%
Total	171	33.6%	249	48.9%	82	16.1%	7	1.4%	509	100%

* Duplicate headcounts occur between schools as faculty may teach in two different schools, yet the total headcount is unduplicated.

Highest Degree Earned by Part-Time Faculty



FACULTY FTE BY SCHOOL

FALL 2018

School	FTE
School of Architecture and Design	60.0
School of Arts and Sciences	232.7
Adnan Kassar School of Business	93.0
School of Engineering	59.3
Gilbert and Rose-Marie Chagoury School of Medicine	125.3
Alice Ramez Ghagoury School of Nursing	10.0
School of Pharmacy	24.7
Total	603.0

STUDENT-FACULTY RATIO

FALL 2018

Total Students FTE	7,777.3
Total Faculty FTE	603
Student-Faculty Ratio	13 to 1

(*) Students FTE = full-time students + 1/3 part-time students

(**) Faculty FTE = full-time faculty + 1/3 part-time faculty

(***) Student-Faculty Ratio = Students FTE / Faculty FTE

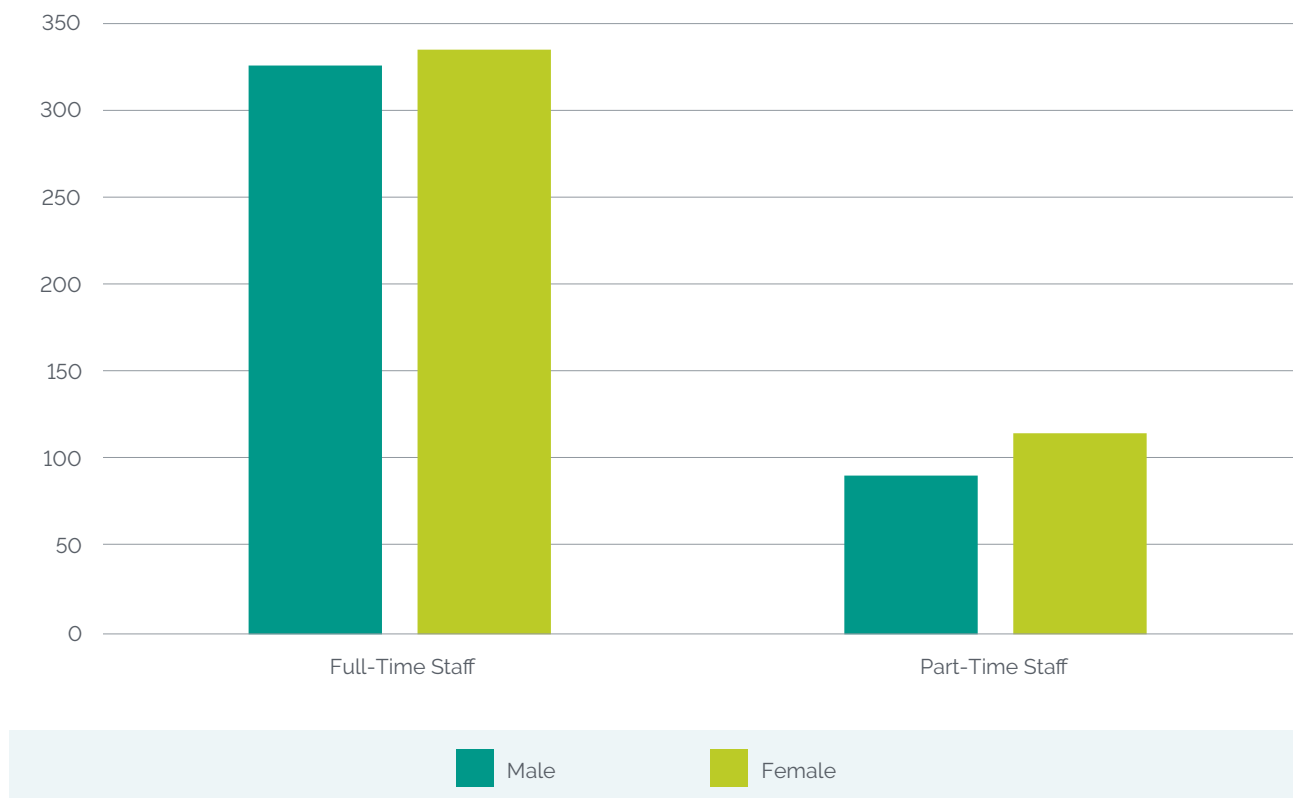


STAFF BY EMPLOYMENT TYPE AND GENDER

FALL 2018

	Full-Time Staff	Part-Time Staff	Total
Female	338	116	454
Male	329	92	421
Total	667	208	875

Staff by Gender



ALUMNI



ALUMNI CHAPTERS

President/Committee	Chapter
Naim Stephan	Abu Dhabi Chapter
Najdat Wannes	Aleppo Chapter
Sana Jeha Cherfan	Athens Chapter
Committee	Atlanta Chapter
Rushdi Kikhia	Bahrain Chapter
Bashir Sakka	Beirut Chapter
Hala Mikati Jabre	BCW Chapter
Jana Thoumy	Byblos Chapter
Committee	Chicago Chapter
Committee	Dallas Chapter
Fadi Abu Jrab	Damascus Chapter
Hiba Yazbeck Wehbe	Detroit Chapter
Saad EL Zein	Dubai & Northern Emirates Chapter
Committee	Eastern Province Chapter
Committee	Florida Chapter
Lana Captan Ghandour	Ghana Chapter
Committee	Houston Chapter
Jamil Ghandour	Jeddah Chapter
Suhair Alami Masri	Jordan Chapter
Ziad Kabbani	Kuwait Chapter
Committee	London Chapter
Committee	Montreal Chapter
Robert Shafie	New England Chapter
Committee	New York, New Jersey Chapter
Committee	Nigeria Chapter
Committee	North Lebanon Chapter
Hana Rustom Archbold	Northern California Chapter
Mireille Aoun	Oman Chapter
Committee	Ottawa Chapter
Hanadi Khalil Tellier	Paris Chapter
Wassim AlDayah	Qatar Chapter
Marwan Ad-Daoud	Riyadh Chapter
Joe Hawa	School of Engineering Chapter
	School of Pharmacy Chapter
Noushin Maktabi Issa	Seattle, Washington State Chapter
Majdi Awkal	South Lebanon Chapter
Rowaida Bourji	Southern California Chapter
Taline Ouzounian Avakian	Switzerland Chapter
Fadi Safadieh	Toronto Chapter
Jad El Hajj	Sydney Chapter
Fidaa Al Fakih	USP Chapter
Chantal Farrah	Washington DC Chapter

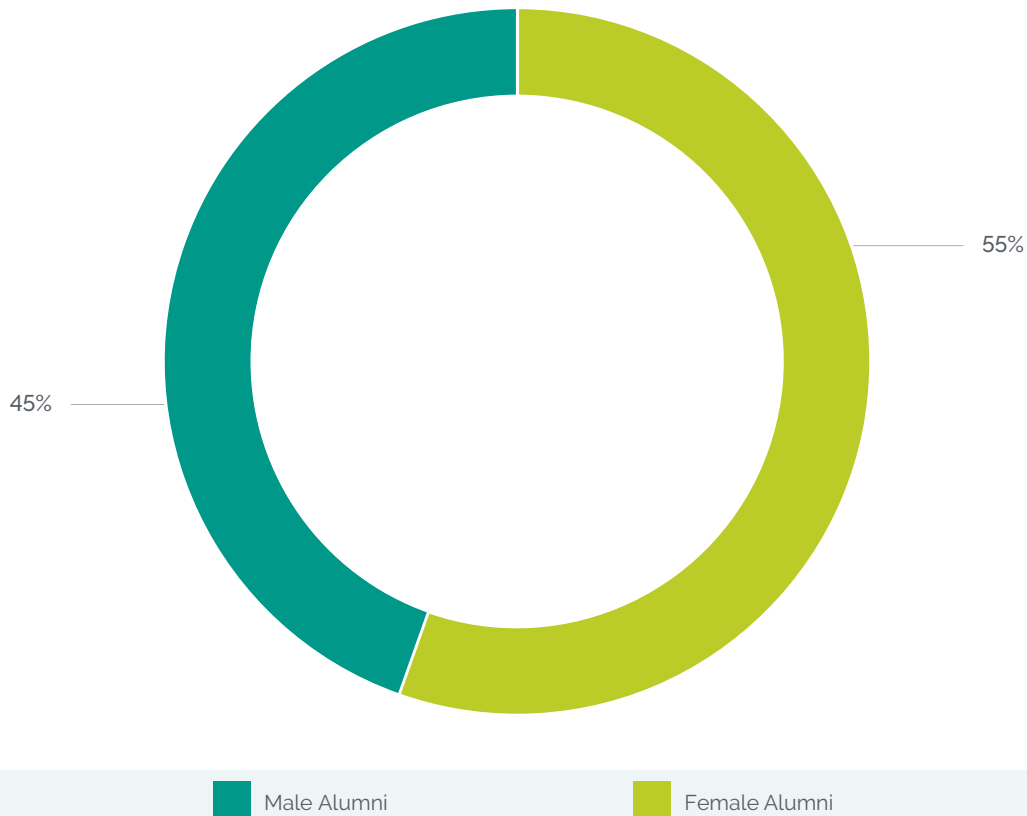
ALUMNI CHAPTERS BY REGION

Region	Number of Chapters
Lebanon	8
Arab World	12
Europe	4
Africa	2
United States and Canada	15
Australia	1
Total	42

ALUMNI BY GENDER

Gender	Number of Alumni
Female Alumni	24,502
Male Alumni	19,703
Total Alumni	44,205

Alumni by Gender



ALUMNI BY RESIDENCE

Country of Residence	Number of Alumni	Country of Residence	Number of Alumni	Country of Residence	Number of Alumni
Algeria	6	Iran	55	Qatar	258
Angola	1	Iraq	254	Republic of Singapore	2
Argentina	1	Ireland	1	Romania	3
Australia	80	Italy	12	Russia	2
Austria	5	Ivory Coast	5	Saudi Arabia	767
Bahrain	148	Jamaica	1	Senegal	3
Belgium	20	Japan	3	Sierra Leone	10
Benin	1	Jordan	666	Somalia	1
Brazil	11	Kenya	1	South Africa	7
Canada	416	Kuwait	581	Spain	16
China	1	Lebanon	35,791	Sudan	12
Colombia	3	Liberia	10	Sweden	18
Cyprus	99	Libya	14	Switzerland	47
Democratic Republic of the Congo	1	Luxembourg	2	Syria	523
Denmark	4	Malaysia	2	Taiwan	1
Egypt	68	Malta	1	Tanzania	3
Ethiopia	18	Mexico	6	Thailand	1
Finland	3	Monaco	1	Tunisia	12
France	121	Morocco	10	Turkey	23
Gabon	1	Mozambique	1	Uganda	1
Gambia	3	New Zealand	3	Ukraine	3
Germany	25	Nigeria	25	United Arab Emirates	1,487
Ghana	37	Norway	3	United Kingdom	235
Greece	72	Oman	83	United States of America	1,842
Guinea	3	Pakistan	6	Venezuela	11
Haiti	1	Palestine	163	Vietnam	2
Holland	6	Panama	18	West Indies	4
India	8	Philippines	4	Yemen	9
Indonesia	3	Poland	12	Zimbabwe	2
Total				44,205	

FINANCIAL INFORMATION



FINANCES

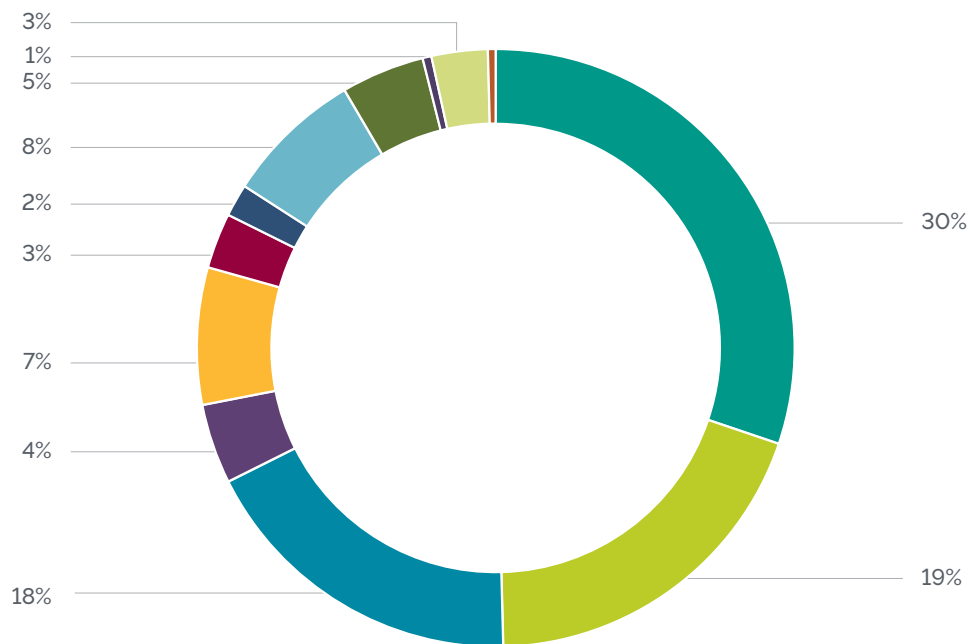
ACADEMIC YEAR 2017–2018

OPERATING BUDGET 2017–2018: \$188,556,664

Revenue Budget 2017–2018



Expense Budget 2017–2018




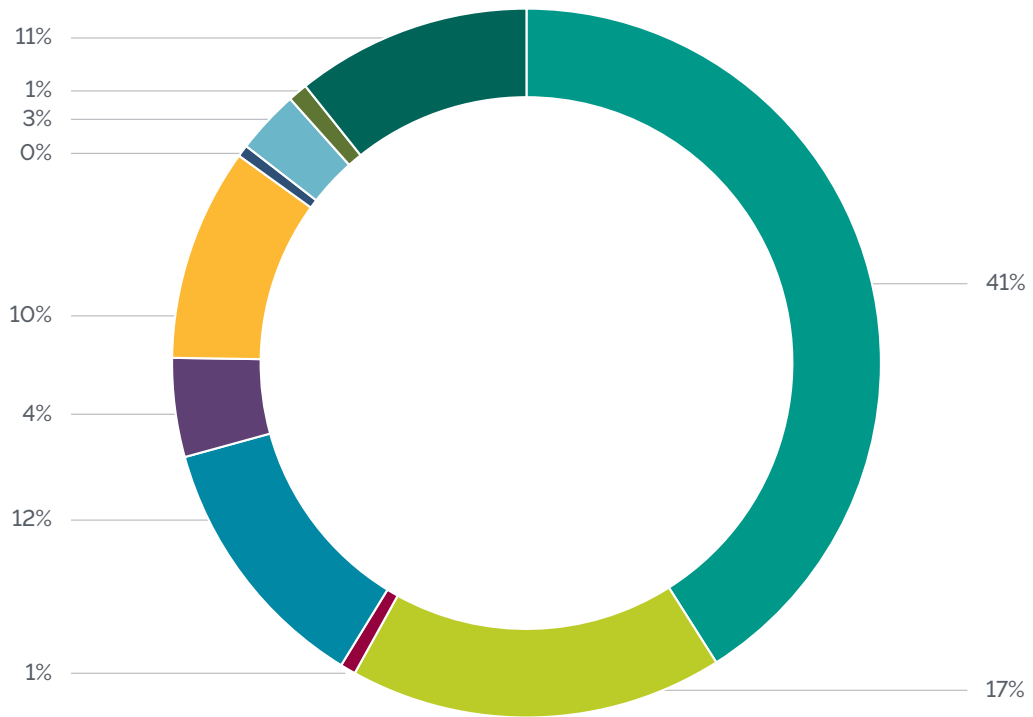
Teaching Compensation	Contracted Services	Contingency & Transfers
Non Teaching Compensation	Travel & Communication	Debt Service Charges
Financial Aid	Utilities & Taxes	Other Expenses
Supplies	Depreciation	SP

Expenses Per Student AY 2017–2018

Total expenses per student headcount	\$22,110
Total expenses per student FTE	\$23,977

EXPENSES BY FUNCTION

Expenses by Function 2017-2018

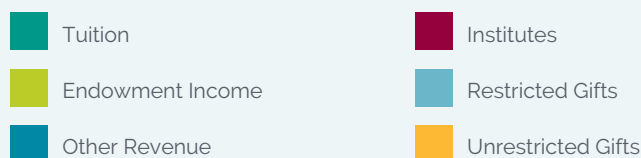
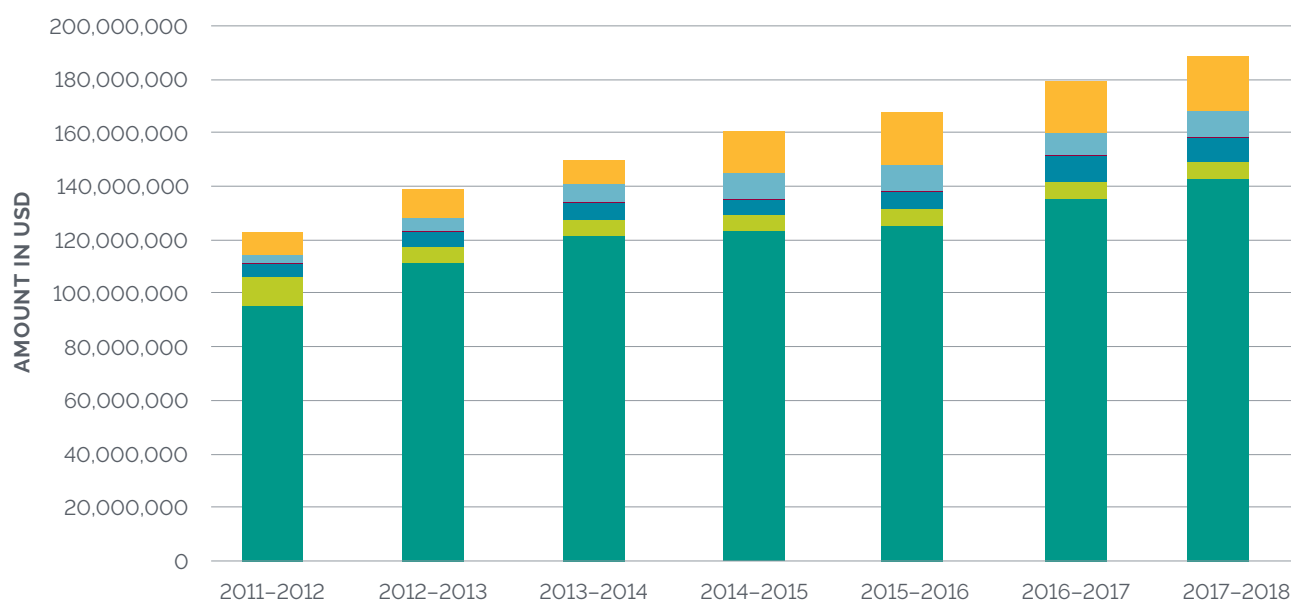


TRENDS IN REVENUES (IN \$)

2011-2012 TILL 2017-2018

	2011-2012	2012-2013	2013-2014	2014-2015	2015-2016	2016-2017	2017-2018
Tuition	95,397,991	111,214,400	121,550,688	123,437,515	125,348,461	135,870,976	142,922,506
Endowment Income	10,310,400	6,000,000	6,000,000	6,000,000	6,000,000	6,000,000	6,000,000
Other Revenue	4,847,331	5,555,250	5,766,994	5,655,077	6,565,507	8,964,440	9,228,333
Developmental Goals							
Institutes	539,703	576,613	737,538	795,508	727,446	653,450	640,990
Restricted Gifts	3,132,000	4,703,125	7,279,564	8,914,802	9,076,996	8,237,613	8,977,208
Unrestricted Gifts	8,911,050	10,629,392	8,456,018	15,419,014	20,233,441	19,459,180	20,787,627
Total Revenues in \$	123,138,475	138,678,780	149,790,802	160,221,916	167,951,851	179,185,659	188,556,664
% Change	10%	13%	8%	7%	5%	7%	5%

Trends in Revenues



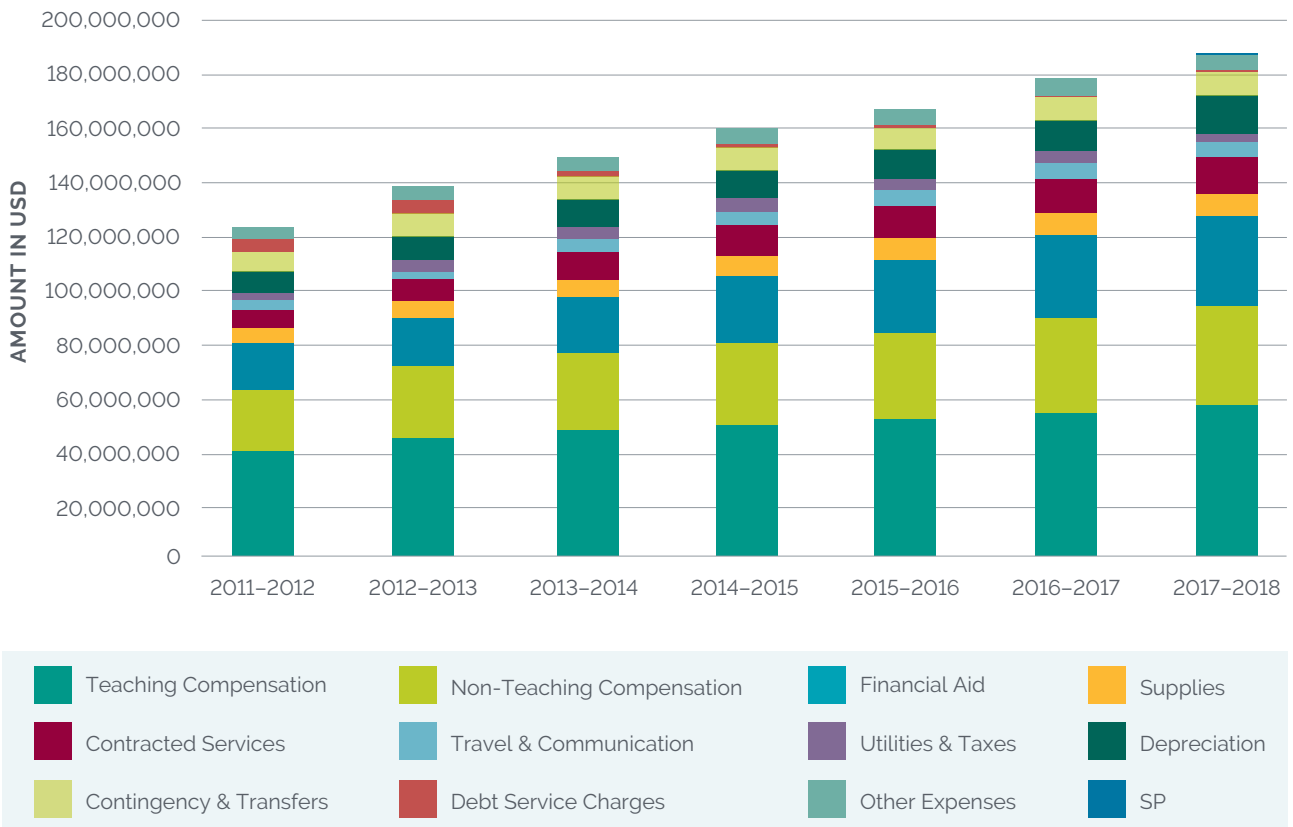
TRENDS IN EXPENDITURES

2011-2012 TILL 2017-2018

	2011-2012	2012-2013	2013-2014	2014-2015	2015-2016	2016-2017	2017-2018
Teaching Compensation	39,169,092	44,553,789	47,247,932	49,553,033	51,557,036	54,107,135	56,929,117
Non-Teaching Compensation	23,793,302	26,491,547	29,314,585	30,761,780	32,353,137	35,315,845	36,588,360
Financial Aid	16,819,918	18,478,149	20,870,656	24,963,860	27,463,860	30,957,180	33,988,065
Supplies	5,743,861	6,076,267	6,780,874	7,608,173	7,760,696	7,932,656	8,140,378
Contracted Services	6,823,877	8,258,797	9,984,434	11,287,462	12,003,107	13,216,409	13,969,830
Travel & Communication	3,307,033	3,285,114	5,144,378	5,406,294	5,925,238	6,084,900	5,655,288
Utilities & Taxes	3,340,489	4,331,005	4,292,813	4,675,538	4,275,166	3,858,670	3,311,785
Depreciation	7,546,531	8,650,025	9,878,601	10,244,671	10,738,955	12,027,715	14,050,475
Contingency & Transfers	7,500,000	8,500,000	8,500,000	8,500,000	8,500,000	8,500,000	8,500,000
Debt Service Charges	5,062,500	5,062,500	2,500,000	1,645,000	1,295,000	895,000	895,000
Other Expenses	4,031,872	4,991,587	5,276,529	5,576,105	6,079,656	6,290,149	5,733,365
SP							795,000
Total	123,138,475	138,678,780	149,790,802	160,221,916	167,951,851	179,185,659	188,556,663
% Change	10%	13%	8%	7%	5%	7%	5%



Trends in Expenditures



UNIVERSITY **COMMUNICATION**



UNIVERSITY PUBLICATIONS

Academic Catalog

The Academic Catalog is the all-encompassing reference on LAU. This annual publication — printed at the end of every summer — includes information on the university's historical background, campuses, academic calendar, schools, academic programs, degrees offered, majors, courses, admission, rules, procedures, facilities, listings and credentials of full-time faculty, administrative officers, tuition, and more.

LAU Magazine & Alumni Bulletin

The LAU Magazine & Alumni Bulletin is quarterly publication carrying news about developments, people and events that are of significance to LAU and its extended community. Circulation: 25,000.

President's Report

The President's Report is an annual progress report on all aspects of the university's development.

Fact Book

The LAU Fact Book contains data on the university's student enrollment and admissions (compiled as of the official census date), as well as its administration, faculty and staff, alumni, finances, physical facilities, and other academic and student-related matters. Launched in 2009, it aims to provide information on important institutional measures in support of decision making.

LAU at a Glance

LAU at a Glance provides a brief institutional profile of LAU, including annual facts and figures about our campuses, facilities, students, faculty and programs of study.

PUBLIC DISCLOSURE

Information	Web Addresses	Print Publications
How can inquiries be made about the institution? Where can questions be addressed?	<p>Every official website includes contact information that is relevant to its subject matter. MarCom receives inquiries submitted through the main website and forwards them to the offices concerned.</p> <ul style="list-style-type: none"> • http://www.lau.edu.lb/about/contact/ • http://www.lau.edu.lb/feedback/ • http://www.lau.edu.lb/fees/ • http://admissions.lau.edu.lb/ (online chat) • http://admissions.lau.edu.lb/contact.php • http://aid.lau.edu.lb/financial-aid/contact.php • http://campaign.lau.edu.lb/contact-us/ • http://directory.lau.edu.lb/ • http://gsr.lau.edu.lb/about/contact.php • http://dira.lau.edu.lb/staff/ • http://iwsaw.lau.edu.lb/ • http://ldf.lau.edu.lb/en/about/administration.php • http://libraries.lau.edu.lb/help/contact.php • http://marcom.lau.edu.lb/about/contact.php • http://medicine.lau.edu.lb/contact/ • http://mepitl.lau.edu.lb/about/contact.php • http://nursing.lau.edu.lb/ • http://nyac.lau.edu.lb/ • http://pharmacy.lau.edu.lb/contact/ • http://sard.lau.edu.lb/about/contact.php • http://sas.lau.edu.lb/about/contact.php • http://sas.lau.edu.lb/institutes/idct/contact.php • http://sas.lau.edu.lb/institutes/ims/contact-us.php • http://sas.lau.edu.lb/institutes/si/contact.php • http://sb.lau.edu.lb/contact.php • http://soe.lau.edu.lb/contact/ • http://students.lau.edu.lb/activities/contact.php • http://students.lau.edu.lb/athletics/contact.php • http://students.lau.edu.lb/career-guidance/contact.php • http://students.lau.edu.lb/hhw/counseling/contact.php • http://students.lau.edu.lb/hhw/services/contact.php • http://students.lau.edu.lb/housing/contact.php • http://students.lau.edu.lb/registration/contact.php • http://students.lau.edu.lb/student-engagement/contact.php • http://www.facebook.com/LAUStudents?sk=wall 	<p>Every official publication has contact information printed on the cover and/or appropriate pages.</p>
Notice of availability of publications and of audited financial statement or fair summary	<p>Publications:</p> <ul style="list-style-type: none"> • http://publications.lau.edu.lb/. 	<p>Neither item is available in print.</p>
Institutional catalog	<ul style="list-style-type: none"> • http://catalog.lau.edu.lb/ 	

Information	Web Addresses	Print Publications
Obligations and responsibilities of students and the institution	<ul style="list-style-type: none"> • http://www.lau.edu.lb/about/governance-policies/policies/ • http://catalog.lau.edu.lb/2017-2018/undergraduate/academic-rules-procedures.php • http://catalog.lau.edu.lb/2017-2018/graduate/academic-rules-procedures.php • http://nursing.lau.edu.lb/student-handbook/ • http://pharmacy.lau.edu.lb/files/sop-handbook-2013/ 	
Information on admission and attendance	<ul style="list-style-type: none"> • http://admissions.lau.edu.lb/ • http://catalog.lau.edu.lb/ 	Admissions Viewbook 2018–2019
Institutional mission and objectives	<ul style="list-style-type: none"> • http://www.lau.edu.lb/about/mission/ 	Admissions Viewbook 2019–2020 LAU at a Glance 2018–2019 Fact Book 2018–2019
Expected educational outcomes	<p>Each academic program includes goals and expected outcomes.</p> <ul style="list-style-type: none"> • http://www.lau.edu.lb/academics/programs/ • http://catalog.lau.edu.lb/ 	
Status as public or independent institution; status as not-for-profit or for-profit; religious affiliation	<p>About LAU:</p> <ul style="list-style-type: none"> • http://www.lau.edu.lb/about/ 	LAU at a Glance 2018–2019
Requirements, procedures and policies re: admissions	<ul style="list-style-type: none"> • http://admissions.lau.edu.lb/ • http://www.lau.edu.lb/about/governance-policies/policies/admissions_policy.pdf • http://catalog.lau.edu.lb/ • http://mepitl.lau.edu.lb/applying/ 	Admissions Viewbook 2019–2020
Requirements, procedures and policies re: transfer credit	<ul style="list-style-type: none"> • http://admissions.lau.edu.lb/graduate/transfer-credits.php • http://admissions.lau.edu.lb/undergraduate/ • http://sinarc.lau.edu.lb/faq/ • http://catalog.lau.edu.lb/ 	
A list of institutions with which the institution has an articulation agreement	<p>Affiliations:</p> <ul style="list-style-type: none"> • http://www.lau.edu.lb/about/affiliations/ • http://dira.lau.edu.lb/fact-book/ 	Fact Book 2018–2019
Student fees, charges and refund policies	<p>University tuition and fees:</p> <ul style="list-style-type: none"> • http://www.lau.edu.lb/fees/ • http://catalog.lau.edu.lb/ 	Fact Book 2018–2019


Information	Web Addresses	Print Publications
Student fees, charges and refund policies	University tuition and fees: <ul style="list-style-type: none"> • http://www.lau.edu.lb/fees/ • http://catalog.lau.edu.lb/ 	Fact Book 2018–2019
Rules and regulations for student conduct	<ul style="list-style-type: none"> • http://www.lau.edu.lb/about/governance-policies/policies/student_code_of_conduct.pdf • http://nursing.lau.edu.lb/student-handbook/ • http://pharmacy.lau.edu.lb/files/sop-handbook-2013/ 	
Procedures for student appeals and complaints	Student Grievance Procedures: <ul style="list-style-type: none"> • http://www.lau.edu.lb/about/governance-policies/policies/student_grievance_procedures.pdf 	
Other information re: attending or withdrawing from the institution	<ul style="list-style-type: none"> • http://catalog.lau.edu.lb/2015-2016/undergraduate/academic-rules-procedures.php • http://catalog.lau.edu.lb/2015-2016/graduate/academic-rules-procedures.php • http://students.lau.edu.lb/registration/returnees.php 	
Academic programs	<ul style="list-style-type: none"> • http://www.lau.edu.lb/academics/ • http://catalog.lau.edu.lb/ • http://dira.lau.edu.lb/fact-book/ 	Admissions Viewbook 2019-2020 LAU at a Glance 2018–2019 Fact Book 2018–2019
Courses currently offered	<ul style="list-style-type: none"> • https://banweb.lau.edu.lb/prod/bwckctlg.p_disp_dyn_ctlg • http://catalog.lau.edu.lb/ 	
Other available educational opportunities	<ul style="list-style-type: none"> • http://cep.lau.edu.lb/ • http://www.lau.edu.lb/centers-institutes/sinarc/ • http://students.lau.edu.lb/student-engagement/exchange.php 	CEP Catalog
Other academic policies and procedures	<ul style="list-style-type: none"> • http://www.lau.edu.lb/governance-policies/policies/ • http://www.lau.edu.lb/governance-policies/procedures/ • http://students.lau.edu.lb/registration/ • http://catalog.lau.edu.lb/ 	
Requirements for degrees and other forms of academic recognition	<ul style="list-style-type: none"> • http://catalog.lau.edu.lb/2018-2019/ • http://catalog.lau.edu.lb/ 	
Names and positions of administrative officers	<ul style="list-style-type: none"> • http://www.lau.edu.lb/offices-services/administrative-officers/ • http://www.lau.edu.lb/offices-services/executive-officers/ • http://dira.lau.edu.lb/fact-book/ 	Fact Book 2018–2019
Names, principal affiliations of governing board members	<ul style="list-style-type: none"> • http://www.lau.edu.lb/governance-policies/board/bot/ • http://catalog.lau.edu.lb/ • http://dira.lau.edu.lb/fact-book/ 	President's Report 2017 (names only) LAU at a Glance 2018–2019 (names only) Fact Book 2018–2019 (names only)

Information	Web Addresses	Print Publications
List of current faculty, indicating department or program affiliation, distinguishing between full- and part-time, showing degrees held and institutions granting them	<ul style="list-style-type: none"> • http://www.lau.edu.lb/academics/faculty/ • http://catalog.lau.edu.lb/ • http://sas.lau.edu.lb/communication-arts/people/ • http://sas.lau.edu.lb/csm/people/ • http://sas.lau.edu.lb/education/people/ • http://sas.lau.edu.lb/deli/people/ • http://sas.lau.edu.lb/humanities/people/ • http://sas.lau.edu.lb/natural-sciences/people/ • http://sas.lau.edu.lb/social-sciences/people/ • http://soe.lau.edu.lb/ce/faculty-staff/ • http://soe.lau.edu.lb/ime/faculty-staff/ • http://soe.lau.edu.lb/ece/faculty-staff/ • http://sard.lau.edu.lb/aid/faculty-staff/ • http://sard.lau.edu.lb/fafs/faculty-staff/ • http://sard.lau.edu.lb/design/faculty-staff/ • http://medicine.lau.edu.lb/about/faculty-staff/ • http://nursing.lau.edu.lb/about/people/ • http://pharmacy.lau.edu.lb/faculty_staff/faculty_directory.php • http://sb.lau.edu.lb/faculty/ • http://cep.lau.edu.lb/faculty_administration.php 	
Locations and programs available at branch campuses, other instructional locations, and overseas operations at which students can enroll for a degree, along with a description of programs and services available at each location	<p>http://www.lau.edu.lb/locations/</p> <p>We don't have a Beirut campus or Byblos campus catalog. We present the information in a centralized way and, wherever a program is described, we strive to specify where it is available. See each academic program page on http://www.lau.edu.lb/academics/programs/</p>	
Programs, courses, services, and personnel not available in any given academic year.	<ul style="list-style-type: none"> • https://banweb.lau.edu.lb/prod/bwckctlg.p_disp_dyn_ctlg • http://catalog.lau.edu.lb/ 	
Size and characteristics of the student body	<ul style="list-style-type: none"> • http://www.lau.edu.lb/about/facts/ • http://dira.lau.edu.lb/fact-book/ • http://dira.lau.edu.lb/reports-data/ 	<p>LAU at a Glance 2018–2019</p> <p>Fact Book 2018–2019</p> <p>Facts 2018–2019</p>
Description of the campus setting	<ul style="list-style-type: none"> • http://www.lau.edu.lb/locations/ 	

Information	Web Addresses	Print Publications
Availability of academic and other support services	<ul style="list-style-type: none"> • http://libraries.lau.edu.lb/ • http://www.lau.edu.lb/about/related-entities/ • http://aid.lau.edu.lb/ • http://medicine.lau.edu.lb/clinical-program/ • http://nursing.lau.edu.lb/about/clinical-affiliates.php • http://pharmacy.lau.edu.lb/partnerships/ • http://students.lau.edu.lb/registration/parking.php • http://students.lau.edu.lb/info/transcripts.php • http://students.lau.edu.lb/athletics/ • http://students.lau.edu.lb/housing/ • http://students.lau.edu.lb/hhw/ • http://students.lau.edu.lb/registration/capp/ • http://students.lau.edu.lb/registration/difficulties.php • http://students.lau.edu.lb/career-guidance/ • http://students.lau.edu.lb/student-engagement/ • http://it.lau.edu.lb/ • http://sas.lau.edu.lb/natural-sciences/facilities/ • http://sas.lau.edu.lb/deli/facilities/writing-center.php • http://sas.lau.edu.lb/deli/facilities/english-learning-lab.php • http://sas.lau.edu.lb/deli/facilities/learning-center.php • http://sas.lau.edu.lb/csm/facilities/acc-beirut.php • http://sas.lau.edu.lb/csm/facilities/acc-byblos.php • http://sas.lau.edu.lb/csm/facilities/computer-equipped-classroom.php • http://sas.lau.edu.lb/csm/facilities/research-lab.php • http://sas.lau.edu.lb/csm/facilities/high-performance-computer-center.php • http://sas.lau.edu.lb/csm/news/all/math_tutoring_center.php • http://catalog.lau.edu.lb/ 	
Range of co-curricular and non-academic opportunities available to students	<ul style="list-style-type: none"> • http://students.lau.edu.lb/ • http://eventscal.lau.edu.lb/ 	
Institutional learning and physical resources from which a student can reasonably be expected to benefit	<ul style="list-style-type: none"> • http://libraries.lau.edu.lb/ • http://sas.lau.edu.lb/communication-arts/facilities/ • http://sas.lau.edu.lb/csm/facilities/ • http://sas.lau.edu.lb/deli/facilities/ • http://sas.lau.edu.lb/natural-sciences/facilities/ • http://soe.lau.edu.lb/ce/facilities/ • http://soe.lau.edu.lb/ece/facilities/ • http://soe.lau.edu.lb/ime/facilities/ • http://medicine.lau.edu.lb/about/facilities/ • http://pharmacy.lau.edu.lb/about/facilities.php • http://students.lau.edu.lb/housing/ • http://students.lau.edu.lb/athletics/facilities/ • http://www.lau.edu.lb/locations/ • http://catalog.lau.edu.lb/ • http://fm.lau.edu.lb/ 	

Information	Web Addresses	Print Publications
Institutional goals for students' education	<ul style="list-style-type: none"> • http://www.lau.edu.lb/academics/programs/ (see each program page) • http://catalog.lau.edu.lb/ (see each program page) 	
Success of students in achieving institutional goals including rates of retention and graduation and other measure of student success appropriate to institutional mission. Passage rates for licensure exams, as appropriate	<ul style="list-style-type: none"> • http://pharmacy.lau.edu.lb/about/educational_quality_indicators.php • http://www.lau.edu.lb/about/facts/ • http://dira.lau.edu.lb/fact-book/ • http://dira.lau.edu.lb/assessment/surveys.php 	Fact Book 2018–2019 Facts 2018–2019
Total cost of education, including availability of financial aid and typical length of study	<ul style="list-style-type: none"> • http://www.lau.edu.lb/fees/ • http://aid.lau.edu.lb/ • http://admissions.lau.edu.lb/financing.php • http://nursing.lau.edu.lb/students/financial-aid.php • http://medicine.lau.edu.lb/admission/ <p>Typical length of study: see each program on http://www.lau.edu.lb/academics/programs/</p>	
Expected amount of student debt upon graduation	Not available online.	Not available in print.
Statement about accreditation	<ul style="list-style-type: none"> • http://www.lau.edu.lb/about/charter-accreditation/ • http://catalog.lau.edu.lb/2016-2017/university/charter-accreditation.php • http://admissions.lau.edu.lb/undergraduate/faq.php • http://pharmacy.lau.edu.lb/about/accreditation.php • http://sas.lau.edu.lb/about/accreditation.php • http://sas.lau.edu.lb/csm/accreditation/ • http://soe.lau.edu.lb/accreditation.php • http://soe.lau.edu.lb/ce/programs/be-civil/ • http://soe.lau.edu.lb/ece/programs/be-computer/ • http://soe.lau.edu.lb/ece/programs/be-electrical/ • http://soe.lau.edu.lb/ime/programs/be-industrial/ • http://soe.lau.edu.lb/ime/programs/be-mechanical/ • http://sb.lau.edu.lb/about/accreditation.php • http://www.lau.edu.lb/about/faq/ • http://dira.lau.edu.lb/ 	Fact Book 2018–2019 Facts 2018–2019

PHYSICAL **FACILITIES**



UNIVERSITY BUILDINGS & GROUNDS

BEIRUT CAMPUS





Sage Hall – 1933

Area: 2,169 m²

- Classrooms
- Computer Labs
- Laboratories
- Offices



Shannon Hall – 1954

Area: 953 m²

- Early Childhood Center
- Offices



Nicol Hall – 1937

Area: 5,252 m²

- Classrooms
- Computer Labs
- Offices
- Studios
- Conference Room
- Writing Center



University Services – 1955

Area: 1,918 m²

- IT Data Center
- Offices



Irwin Hall – 1947

Area: 4,071 m²

- Auditorium
- Central Administration
- Conference Rooms
- Lounges
- Offices
- Innovation Center



Orme-Gray – 1965

Area: 4,372 m²

- Computer Labs
- Fabrication Lab
- Lounge
- Memorabilia
- Offices
- Studios



Gymnasium – 1970

Area: 1,766 m²

- Basketball Court (Indoor)
- Dancing Room
- Swimming Pool (Indoor)
- Tennis Courts (Outdoor)
- Offices



Adnan Kassar School of Business – 2005

Area: 5,872 m²

- Classrooms
- Computer Labs
- Lecture Halls
- Hospitality Simulation Labs
- Conference Rooms
- Offices



Safadi Fine Arts – 1970

Area: 3,902 m²

- Lecture Halls
- Classrooms
- Exhibition Room
- Gulbenkian Amphitheater
- Computer Labs
- Studios
- Offices



Riyad Nassar Library – 2005

Area: 8,178 m²

- Library
- Conference Rooms
- University Archive
- Center for Innovative Learning



Wadad Sabbagh Khoury Student Center – 1998

Area: 4,310 m²

- Cafeteria
- Cyber Café
- Classrooms
- Lecture Hall
- Conference Room
- Fitness Center
- Lounges
- Study Room
- Recreational Room
- Offices



Underground Parking – 2005

Area: 11,226 m²

- Technical Area
- Parking



**Gezairi
Building – 2012**
Area: 18,932 m²

Major Renovation in progress
to house the School of Architecture
and Design and provide
common facilities.

The project is expected to be
completed in year 2020.

*LAU provides a perfect
study, safe and friendly
place for an active learning
environment. It is a vibrant mix
of old sandstone buildings
and modern architecture.*



LEASED SPACES

BEIRUT CAMPUS



Atiyah Building

The University leases spaces of 1,488 square meters in a number of privately-held properties to provide office spaces and additional academic spaces.



Hitti Building

Level 1 of Hitti Building, with an area of 475 square meters, has been leased by LAU.

This space provides additional academic and administrative offices and is housing the Fashion Design program on a temporary basis.



Off-Campus Store

The University leases spaces of 727 square meters to accommodate the University storage needs.



Residence Halls

The Beirut campus is home to three separate residence halls, Santona, Berkeley Hotel, and Capital Suites.

Santona is located off campus within a 7-minute walking distance.

Berkeley Hotel is located within a 10-minute walking distance.

Capital Suites, for men, is just off campus and offers apartment-style living.

UNIVERSITY BUILDINGS & GROUNDS

BYBLOS CAMPUS



Land Area	No. of Buildings	Built-up Area	Greenery
317,643 m ²	18	100,313 m ²	13,690 m ²





Science Building – 1991

Area: 5,365m²

- Central Administration
- Classrooms
- Conference Rooms
- Studios



Architecture Hall – 1996

Area: 2,881m²

- Classrooms
- Labs
- Offices
- Studios



Tohme-Rizk Hall – 1991

Area: 948m²

This building is the first EDGE certified offices' building in Lebanon. This results in reductions of 41% in energy, 29% in water, and 34% in materials embodied energy compared to local benchmarks.



Semaan Melkan Bassil Hall – 1996

Area: 1,213m²

- Offices
- Lounge



Cafeteria

Area: 603m²

- Cafeteria
- Offices



Residence Hall C – 1996

Area: 901m²

- Dormitories
- Lounge
- Study Areas



Zakhem Hall – 1996

Area: 4,418 m²

- Auditorium
- Classrooms
- Exhibition Hall
- Labs
- Lecture Hall
- Offices
- Studios



Residence Hall B – 1998

Area: 11,424 m²

- Dancing Room
- Dormitories
- Writing Center
- Library Stacks
- Music Room
- Parking
- Archive



Student Center – 1997

Area: 1,227 m²

- Fitness Center
- Lounge
- Recreational Area
- Multi-purpose Activities Room
- Offices



Service Center – 2001

Area: 478 m²

- Post Office
- Academic Advising Center



Block A Building – 1998

Area: 8,589 m²

- Classrooms
- Conference Room
- Labs
- Lounge
- Offices



Frem Civic Center – 2010

Area: 5,171 m²

- Classrooms
- Conference Rooms
- Institutes
- Labs
- Lecture Halls
- Lounges
- Multi-purpose Room
- Offices



Animal Facility – 2010

Area: 176 m²

This facility will undergo needed renovation to accommodate the Animal Facility to support the University Research purposes.



Underground Parking – 2014

Area: 18,950 m²

- Parking



Gate House – 2011

Area: 128 m²

- Offices
- Lounge
- Memorabilia Gallery



Engineering Laboratories & Research Center – 2017

Area: 9,704 m²

- Research Labs
- Instructional Labs
- Offices
- Lounges
- Outdoor Cluster Seating



Gilbert & Rose-Marie Chagoury Health Sciences Center – 2013

Area: 15,625 m²

- Auditorium
- Classrooms
- Conference Rooms
- Cyber Café
- Computer Labs
- Laboratories
- Library
- Lounges
- Offices

A dynamic center of teaching and collaborative research, featuring high-end facilities strategically surrounded by the University's engineering departments. Engineering Laboratories and Research Center features high quality materials and systems to provide a safe and sustainable environment to LAU community.

Unique to this building are the designed social spaces that promote collaboration between students.



Library Building – 2018

The design of nowadays featured libraries is evolving and LAU's new Byblos Library Building is no exception to this phenomenon.

Construction commenced in April 2016 and has been substantially completed in June 2018. The new Library provides technology-rich, creative and inspirational spaces to meet current and future needs. The new 6,540 m² cutting-edge Byblos Library Building, with a landscape area of 2,614 m², will be the new focus of the LAU Byblos campus. Whereas in the past collections formed the nucleus of a library, today it is people who are at its heart.

This state-of-the-art facility houses different forms of modern day advancements that have a profound effect on the functions and design of the library. A five storey building with interior spaces that are designed to reinforce user's fluidity and communication, through transparency and openness of the study areas, the many possibilities of chance encounters and exchanges along the open staircase, the lounge corners, as well as the visual connection to the surrounding landscape.

The creation of such a green, high performance and environmentally friendly building provides a safe, inclusive, healthy and pleasant cultural environment for the LAU community while saving energy, water and materials.



The Library and Central Administration Project is targeting: LEED-GOLD Certification





Byblos Library Physical Spaces include:

- Open space reading area accommodating 186 print periodicals
- Archive space
- Compact Shelving (Fixed and Mobile) for 180,000 information records
- Open-space study areas with inspiring furniture and integrated power outlets
- Open Space Computer tables (124 computers)
- Open space private study tables
- Group study rooms with integrated IT equipment and different occupancies
- Multi-purpose rooms with mobile furniture open to the Sunken garden
- Conference room with latest video-conferencing equipment
- Intimate lounges
- EIC room with the latest technology and IT equipment (14 computers)



OTHER LOCATIONS WITHIN LEBANON



Executive Center at Beirut Central District

Spread across 600 square meters in the heart of Beirut, the Executive Center includes fully equipped classrooms, conference room, Institute of Islamic Art & Architecture, lounge and offices to best serve its goal for offering executive learning.



LAU Louis Cardahi Foundation

The Cardahi Family bequeathed the foundation in 2013 to the Lebanese American University, as part of an agreement to enhance its visibility and its cultural role within the city. It houses historical artifacts, artwork, documentary films and a small library to promote respect for Byblos' architectural, cultural and historical legacy.



LAU Medical Center – Rizk Hospital

LAU's expansion into the field of medical education was buttressed by the acquisition of a majority shareholder position in the LAUMC-RH with a land area of 7,900 square meters and total built-up area of 39,901 square meters. It serves as the primary teaching hospital for LAU's Schools of Medicine, Nursing and Pharmacy.

Selected members of the Facilities Management team were dispatched since January 2016 to assist LAUMC-RH in their planned renovation projects, the planning process for future upgrades and expansions, the launching of the design and execution of the Strategic Plan and finally in the Master Planning effort. The urgently needed renovations that were identified in the Strategic Plan are well underway to foster a leading academic medical facility.

Inauguration of 3 new floors to accommodate more patients and create an atmosphere of well-being and comfort to all of them.



INTERNATIONAL LOCATIONS



LAU New York Headquarters and Academic Center

The state-of-the-art facility in New York, inaugurated in September 2013, houses LAU's New York Academic Center. A built-up area of 2,400 square meters accommodates fully equipped instructional resources, library, student lounge and offices. The opening of the New York center exemplified the university's pioneering commitment to global education and cross- cultural understanding.

PARKING SPACES INVENTORY 2017–2018

BEIRUT CAMPUS

The Beirut campus houses several parking lots, including a multi-storey underground car park below the Adnan Kassas School of Business and Riyad Nassar Buildings, as well as an external parking for students, and two parking spaces for LAU shuttles and authorized personnel.



P M Middle Gate Parking
(Students/Faculty/Staff)

P U Underground Parking
(Faculty/Staff)

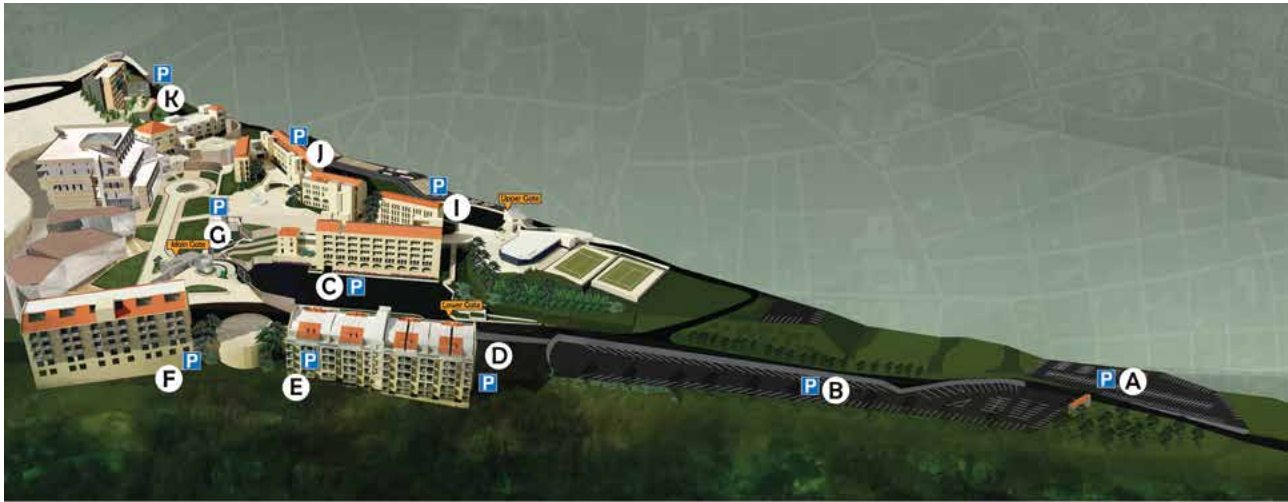
P L-a Lower Gate Parking A
(Authorized Parking)

P L-b Lower Gate Parking B
(LAU Vehicles/Authorized Parking)

Location	Code on Map	No. of Vehicles
Middle Gate Parking (Students/Faculty/Staff)	M	82
Underground Parking (Faculty/Staff)	U	260
Lower Gate Parking A (Authorized Parking)	L-a	14
Lower Gate Parking B (LAU Vehicles/Authorized Parking)	L-b	18
Total No. of Vehicles		374



BYBLOS CAMPUS



Location	Code on Map	No. of Vehicles
Lower Parking	A	180
Lower Parking	B	180
Science Parking	C	94
Residence Hall B Outdoor Parking	D	13
Residence Hall B Underground Parking (Faculty/Staff)	E	79
Block A Underground Parking (Faculty/Staff)	F	18
Byblos Underground Parking (Students/Faculty/Staff)	G	568
Upper Gate (Faculty/Staff)	I	55
Parking in front of Engineering Laboratories & Research Center (Faculty/Staff)	J	44
Parking behind Frem Civic Center (Faculty/Staff)	K	160
Total No. of Vehicles		1,391



Parking A



Parking B



Parking C



Parking Arial View



Parking G



Parking L



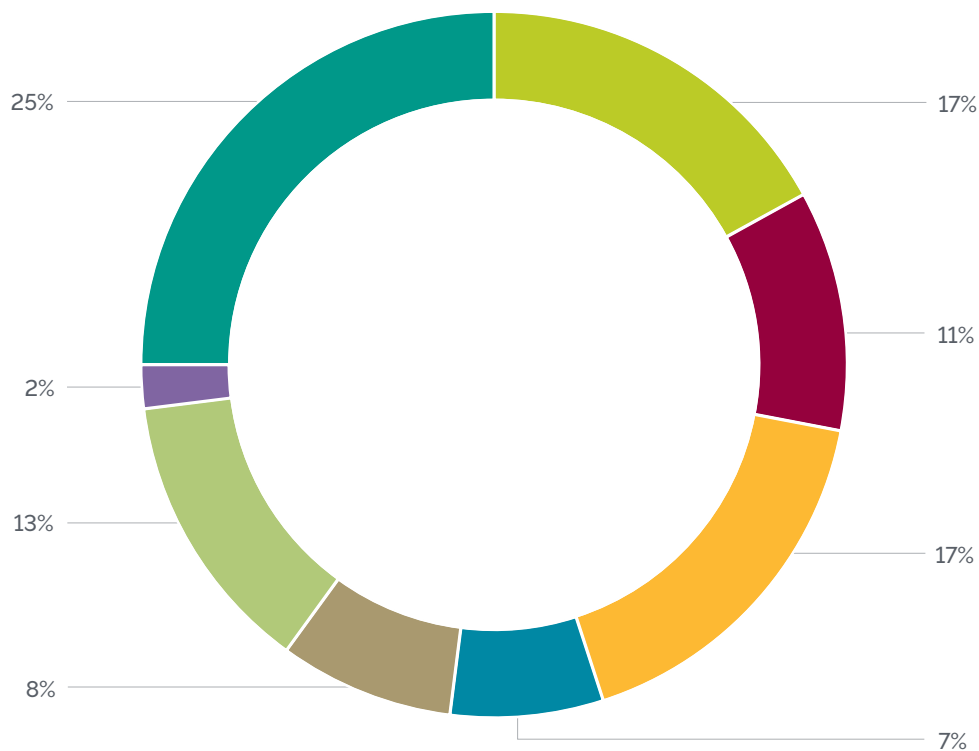
Parking K

SPACE UTILIZATION PER CAMPUS 2017–2018

BEIRUT CAMPUS

Functional Space	Area (m ²)
Academic Space (Classrooms, Lecture Halls, Computer Labs, Laboratories, etc.)	7,006.51
Academic Support Space (Early Childhood Center, Innovation Center, Writing Center, etc.)	568.72
Common Space (Conference Rooms, Meeting Rooms, Lounges, etc.)	3,569.77
Faculty Space (Offices)	2,305.87
Housing Space (Dormitories and related amenities)	1,918.1
Library Space (Study Areas, Group Study Rooms, Stacks, Computer Area, etc.)	4,619.8
Recreational Space (Music Room, Recreational Rooms, Cafeteria, Cyber Café, etc.)	2,908.9
Staff Space (Offices)	4,599.58

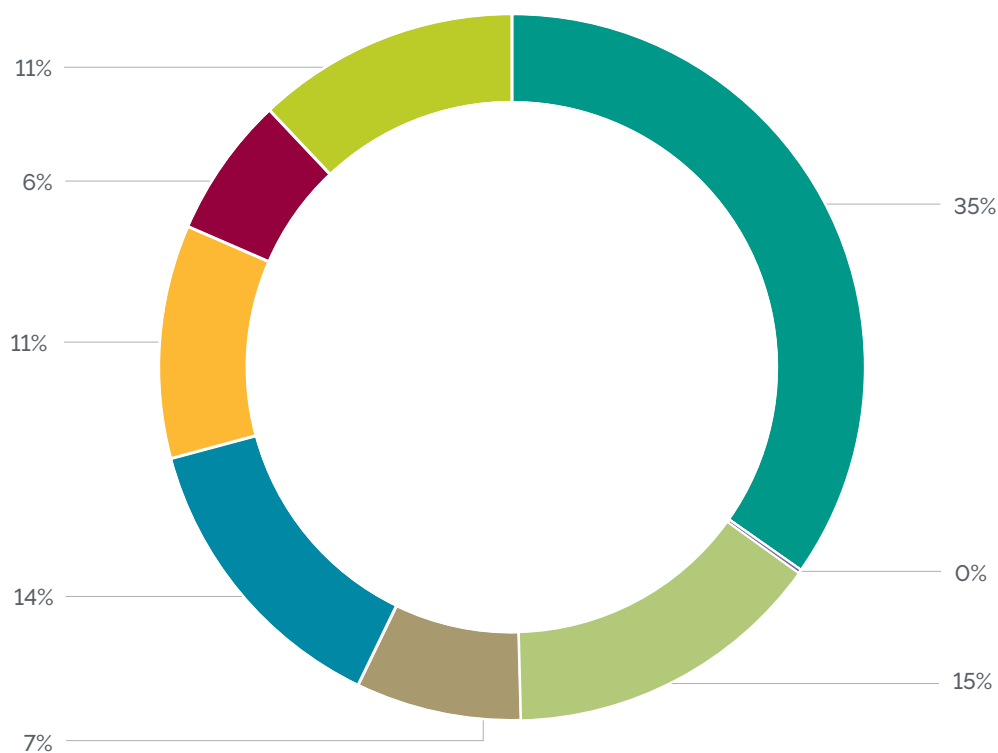
Space Utilization Per Campus (Area m²/Function)



BYBLOS CAMPUS

Functional Space	Area (m²)
Academic Space (Classrooms, Lecture Halls, Computer Labs, Laboratories, etc.)	12,647.49
Academic Support Space (Early Childhood Center, Innovation Center, Writing Center, etc.)	65.3
Common Space (Conference Rooms, Meeting Rooms, Lounges, etc.)	5,340.9
Faculty Space (Offices)	2,759.97
Housing Space (Dormitories and related amenities)	4,973.5
Library Space (Study Areas, Group Study Rooms, Stacks, Computer Area, etc.)	3,888.5
Recreational Space (Music Room, Recreational Rooms, Cafeteria, Cyber cafe, Basketball Court, Tennis Court, etc.)	2,346.3
Staff Space (Offices)	4,383.7

Space Utilization Per Campus (Area m²/Function)



RENOVATION PROJECTS 2017–2018

BEIRUT CAMPUS



Upper Gate Guard House

The scope of work was to refurbish the Upper Gate Guard House by revamping the doors and windows of the two old rooms, creating a kitchenette, re-tiling and painting the area, adding a shelter at both porches, installing A/C units and a new electrical panel-board with all related Civil, MEP and NTM works.



Nicol Hall Ground Floor Classrooms Renovation

The scope of work was to refurbish the four classrooms in Nicol Hall Building and ensure all instructional spaces are in the best conditions. It involved Civil, Mechanical, Electrical and NTM works.



Sage Hall L2 Toilets Refurbishment

The scope of work was to refurbish the old public toilets in Sage Hall's level 2 with all related Civil and MEP works.



Irwin Hall L7 Innovation Center

The scope of work was to refurbish 3 classrooms and the main circulation area in Irwin Hall level 7 to house the new Innovation Center. It involved Civil, MEP and NTM works in addition to furnishing. The Center will host educational and training activities in the field of innovation.



Nicol Hall L2 Toilets

The scope of work included refurbishing the old public toilets in Nicol Hall's level 2 with all related civil and MEP works.



Irwin Hall Canopy

The scope of work included supplying and installing glass canopy for the main entrance of Irwin Hall Building, providing shelter from rain.



Riyad Nassar Library L8 Partitioning

The scope of work included remodeling the existing space by installing partitions and creating two new office spaces in Riyadh Nassar Library's level 8.



University Services L2 IT Security Offices Remodeling

The scope of work included remodeling the existing space to house a new conference room and administrative offices 2501 and 2502 for the IT Department.

RENOVATION PROJECTS 2017–2018

BYBLOS CAMPUS



Gymnasium Expansion

The scope of work was to refurbish the area between the Byblos underground parking and the Student Center into a gym extension; it involved Civil, MEP and NTM works.



Underground Tunnel

The scope of work included refurbishing the existing warehouse and opening the tunnel connecting the Underground Parking to Block A Building. A new underground access has been created to connect Block A to the campus and secure a safe passage for LAU community. The project also included creating an extra office in the Supply Office in Block A L3 and refurbishment of the IT store in Block A L2. It involved Civil, Electrical and NTM works.



Simulation Center Control Room

The scope of work included relocating the IT multimedia room and transforming the space into a control room for the Simulation Center. A B-Line Simulation Management System was installed in the Control Room of the Chagoury Health Sciences Center, Level 5.



Block A 303 and 701 Renovation

The scope of work was to refurbish the old store room 303 to provide a Janitor room and remodel room 701 into an Office for three persons. It involved Civil, Electrical and NTM works.



Underground Parking External Stairs

In order to provide covered access to students in rainy days, the scope of work was to cover the existing staircase by installing aluminum louvers and composite panels (Alucobond) to the elevations, in addition to sandwich panels with aluminum louvers roofing. It involved Civil and MEP works.



Food Innovation Lab

The project's scope was to refurbish part of the vacated space of the Civil Engineering Lab in Science Building level 1 into a new Food Processing Lab. It involved major Civil, MEP and NTM works. This new campus facility was provided to meet the academic requirements of the Nutrition Program of the University.



Traffic Driving Simulator

The scope of work was to refurbish room 2210 and provide a new window/opening with its adjacent classroom and install the related electrical outlets. The work was needed to accommodate the driving simulator, requiring a control room.



Post Office

The scope of work was to refurbish the existing offices in the Library extension level 1 that has been vacated by the Protection office. It included covering the metal walls, refurbishing the existing toilet, replacing the flooring and adding a connecting sliding window between offices, in addition to all related Civil, MEP and NTM works.

UPDATE ON CAPITAL PROJECTS 2017-2018

BEIRUT CAMPUS



Gezairi Building Renovation



The project has been awarded for execution in September 2017, construction work in progress.






Gulbenkian Amphitheater Renovation

The Gulbenkian Amphitheater, located in the Safadi Fine Arts Building, is gearing up for a major renovation project necessary to upgrade and maintain this storied space as one of Lebanon's premier performance venues. The tendering phase has been completed and project awarded for execution.



Irwin Hall Auditorium Renovation

This project includes the renovation of the premises, upgrading the building's systems, renovating the storied Irwin Hall Auditorium and optimizing the utilization of space in order to better accommodate the ever-growing needs of the university's administration. A preliminary design has been prepared and design work is in progress.



UPDATE ON CAPITAL PROJECTS 2017-2018

BYBLOS CAMPUS



Library & Central Administration Buildings

The construction of the Central Administration Building is in its final phase to be completed in year 2019. The Library Building has been completed in year 2018.

The project, with a built-up area of 8,386m², targets USGBC's LEED Gold certification. Various Sustainability features are implemented in this project, resulting in 35% water use reduction and 34.8% savings on energy expenditure.

Facilities Management are committed to developing sustainable buildings that reduce resource consumption, while protecting the environment and providing a high indoor environmental quality.



The Library and Central Administration Project is targeting LEED-GOLD Certification: Sustainable Site/ Water Efficiency/Energy & Atmosphere Measures/Materials & Resources/Indoor Air Quality.





Byblos Infrastructure Utilities

The project has been completed in year 2018 and consists of infrastructure plants and networks with their associated earthworks, civil and finishing works along with a 400 m² maintenance quarter. The utilities supplied to the Campus are chilled water from a 2,300 TR central cooling plant (extendable to 3,700 TR), heating from a 4,400 kW central heating plant (extendable to 7,350 kW), power from a 9 MW central power plant (extendable to 11 MW), irrigation, domestic and soft water as well as fire fighting from a 3,175 M³ central elevated water reservoir all through distribution networks of 2.5 Km long, including a 0.5 Km underground tunnel.



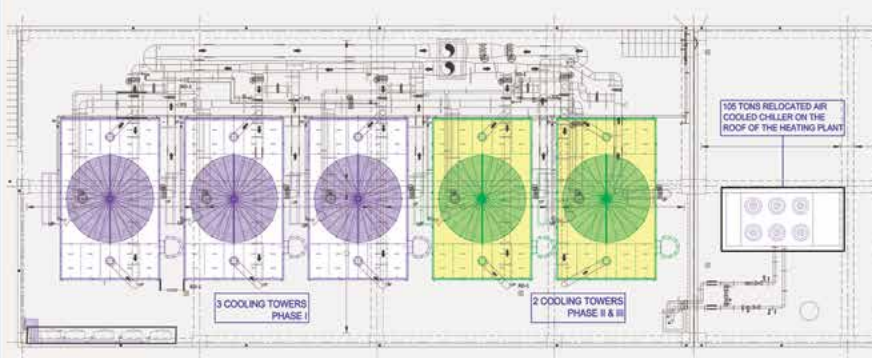
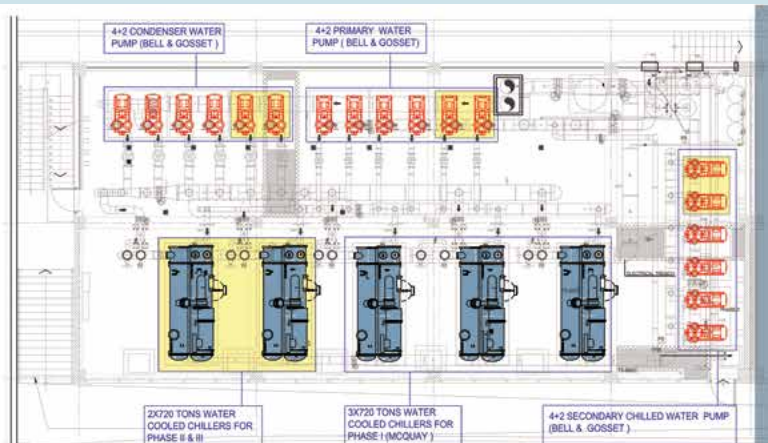
Chilled Water Cooling Plant

CURRENT COOLING CAPACITY (PHASE I): 2,265 TONS R.

- SERVING:
 - FREM CIVIC CENTER
 - GILBERT & ROSE-MARIE CHAGHOURY SCHOOL OF MEDICINE
 - ENGINEERING LABS & RESEARCH CENTER
 - LIBRARY & CENTRAL ADMINISTRATION
- 3 CENTRIFUGAL WATER COOLED CHILLERS (MCQUAY)
 - 1 AIR COOLED CHILLER (CARRIER) FOR NIGHT LOADS.
 - HIGH COP 6.5
 - MODULATING COMPRESSORS DOWN TO 15%
 - DIVERSITY
 - OPTIMIZED ENERGY SAVING SEQUENCE OF OPERATION
- CROSSFLOW COOLING TOWERS (MARLEY) WITH VARIABLE SPEED FANS.
 - 4 PRIMARY PUMPS (B&G)
 - 4 VARIABLE SPEED SECONDARY PUMPS (B&G)
 - 4 CONDENSER PUMPS (B&G)

PLANNED COOLING CAPACITY (PHASE II & III): 3,705 TONS R.

- SERVING:
 - MAIN (OLD) CAMPUS
 - RESIDENCE HALLS
 - FUTURE SPORTS CENTER
- + 2 CHILLERS
- + 2 COOLING TOWERS
- + 2 PUMPS
- + 2 PUMPS
- + 2 PUMPS





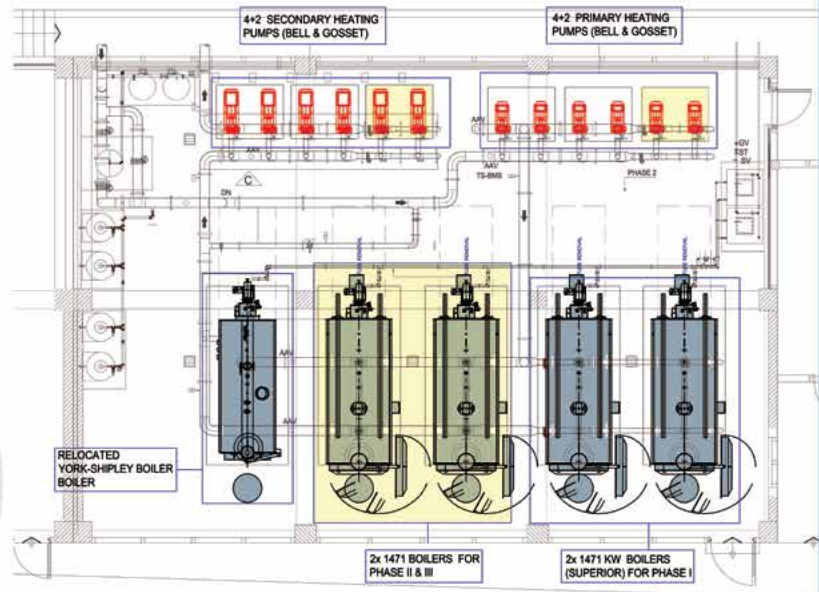
Heating Plant

CURRENT HEATING CAPACITY (PHASE II): 4,400 KW

- SERVING:**
 - FREM CIVIC CENTER
 - OILBERT & ROSE-MARIE CHAGHOORY SCHOOL OF MEDICINE
 - ENGINEERING LABS & RESEARCH CENTER
 - LIBRARY & CENTRAL ADMINISTRATION
- 2 NEW BOILERS(SUPERIOR)+ 1xRELOCATED BOILER(YORK SHIPLEY)**
- FEATURES:**
 - HIGH EFFICIENCY 85%
 - PARALLEL POSITIONING CONTROLLER WITH OXYGEN TRIM
 - VARIABLE SPEED DRIVES
 - DIVERSITY & OPTIMIZED ENERGY SAVING SEQUENCE OF OPERATION
- 4 PRIMARY PUMPS (B&G)**
- 4 VARIABLE SPEED SECONDARY PUMPS (B&G)**
- 2 VERTICAL BALLISTIC FUEL OIL STORAGE TANKS - 140 M3**

PLANNED HEATING CAPACITY (PHASE II & III): 7,350KW

- SERVING:**
 - MAIN (OLD)CAMPUS
 - RESIDENCE HALLS
 - FUTURE SPORTS CENTER
- + 2 BOILERS**
- + 2 PUMPS**
- + 2 PUMPS**



Power Plant

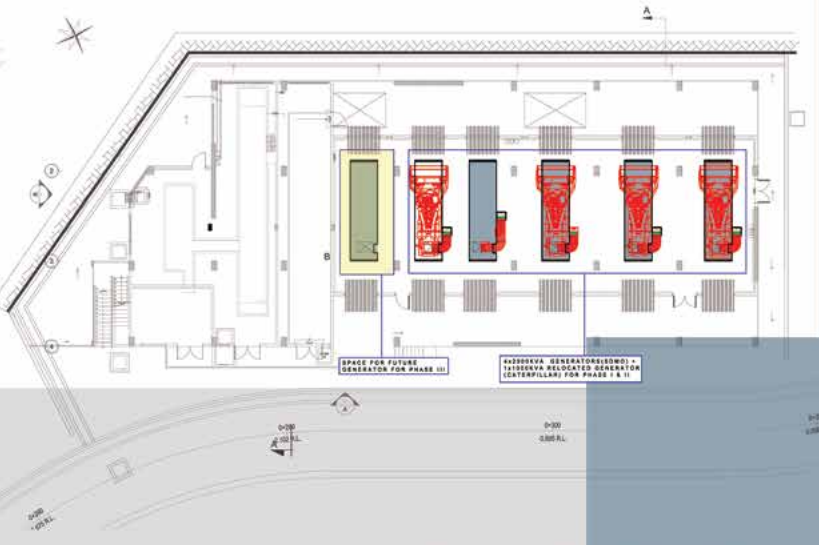
CURRENT CAPACITY (PHASES I&II) 9MW

- SERVING:**
 - MAIN (OLD) CAMPUS
 - FREM CIVIC CENTER
 - OILBERT & ROSE-MARIE CHAGHOORY SCHOOL OF MEDICINE
 - UNDERGROUND PARKING
 - ENGINEERING LABS & RESEARCH CENTER
 - LIBRARY & CENTRAL ADMINISTRATION
 - INFRASTRUCTURE
- 4 x 2000KVA LOW VOLTAGE GENERATORS(SDMO) -380V AND 1x 1000KVA RELOCATED CATERPILLAR GENERATOR**
- 4 x 2000 KVA AND 1x1000 KVA STEP UP TRANSFORMERS (MATELEC) 380V / 15-20 KV**
- SWITCHGEAR 24KV (SCHNEIDER)**
- LOAD MANAGEMENT SCADA SYSTEM (SCHNEIDER)**

PLANNED CAPACITY (PHASE III) 11MW

- SERVING:**
 - RESIDENCE HALLS
 - FUTURE SPORT CENTER
- +1 GENERATOR**
- +1 TRANSFORMER**

POWER UTILITY (EDJ/EDL) 2.5MW +





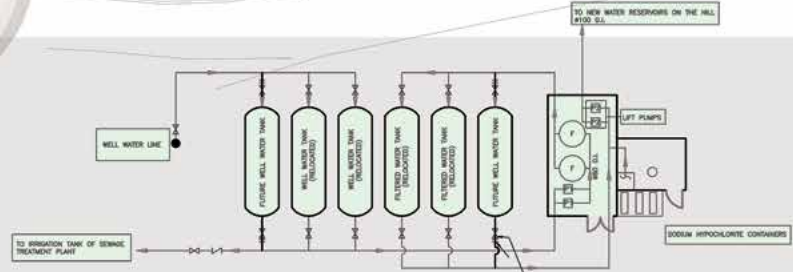
Water Supply & Treatment

60%

- ARTESIAN WELL
 - CURRENT PRODUCTIVITY 42,000 M³/Y
 - (11 MILLION GAL/Y)
 - PUMP FLOW RATE 25 M³/HR
 - AVERAGE OPERATION 8HRS/DAY
- 3 WELL WATER TANKS
 - CAPACITY 30M³ (8000 GAL.)
- FILTRATION SYSTEM:
 - CARBON / MEDIA FILTER / CHLORINATION
- LIFTING PUMPS 40 M³/HR

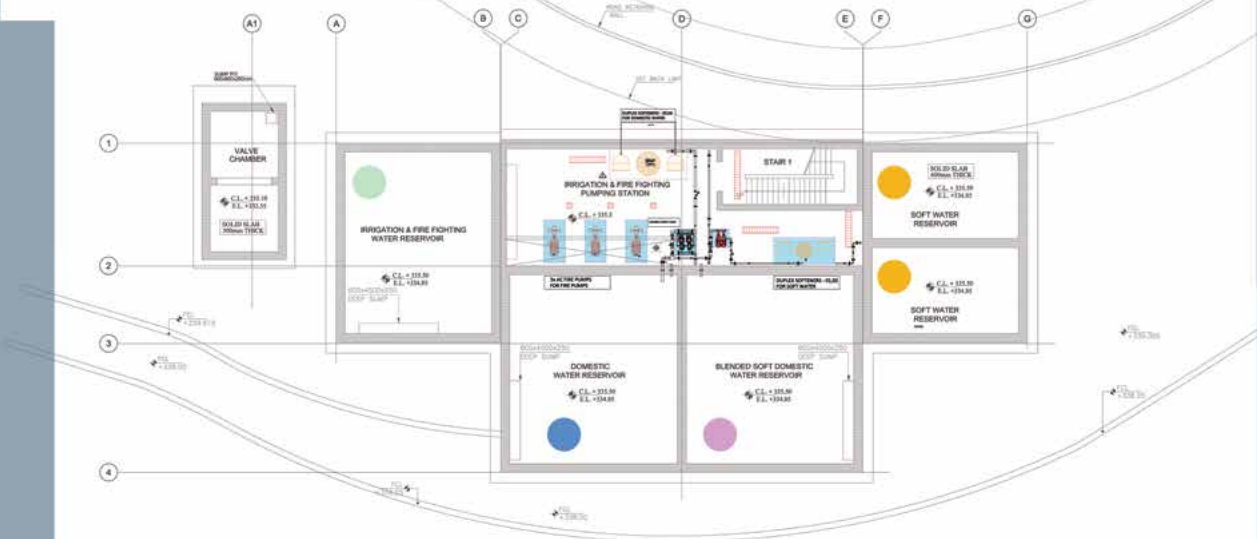
40%

- MUNICIPALITY WATER
 - CONSUMPTION 28,000M³/Y
 - (7.4 MILLION GAL/Y)



Water Tanks Buildings

- IRRIGATION RESERVOIR - 265 M³
- DOMESTIC WATER RESERVOIR - 870 M³
- BLENDED SOFT DOMESTIC WATER RESERVOIRS - 870 M³
- 2 SOFT WATER RESERVOIRS - 700 M³
- AN OVERALL WATER STORAGE OF 2705 M³ (11 DAYS STORAGE)
- DOMESTIC WATER & IRRIGATION SUPPLIED TO THE CAMPUS BY GRAVITY
- A FIRE RESERVE OF 470M³ (AROUND 1.5 HOURS)
- CENTRAL FIREFIGHTING STATION 3X750 GPM PUMPS (AC FIRE) - NFPA






Waste Water Treatment Plant

EXISTING CAPACITY 210 M3/ DAY

- WILL CATER FOR ALL CAMPUS IRRIGATION NEEDS
- 3 WASTE WATER TREATMENT PLANTS (EMCO)
- WATER TREATMENT ROOM FOR EACH PLANT
- MULTIMEDIA & CARBON FILTRATION
- CHLORINATION
- IRRIGATION COLLECTION TANK -CAPACITY 50 M3
- IRRIGATION LIFTING PUMPS 9M3/HR

FUTURE EXPANSION TO 420 M3/ DAY

- + 3 WASTE WATER TREATMENT PLANTS



Infrastructure Utilities



OPEN CHANNEL



UNDERGROUND TUNNEL


Medium Voltage & Load Management - Low Current - Fiber Optic - Low Voltage Emergency

Firefighting - Potable Water - Irrigation - Tanks Supply Effluent

Heating - Chilled Water









**DEPARTMENT OF INSTITUTIONAL
RESEARCH AND ASSESSMENT**

Lebanese American University
P.O. Box 13-5053 Beirut, Lebanon

Beirut Campus, Orme Gray, Level 3
Tel +961 1 786 456 Ext. 1232
E-mail: dira@lau.edu.lb
www.dira.lau.edu.lb