

○ ACADEMIC AND STUDENT RELATED INFORMATION

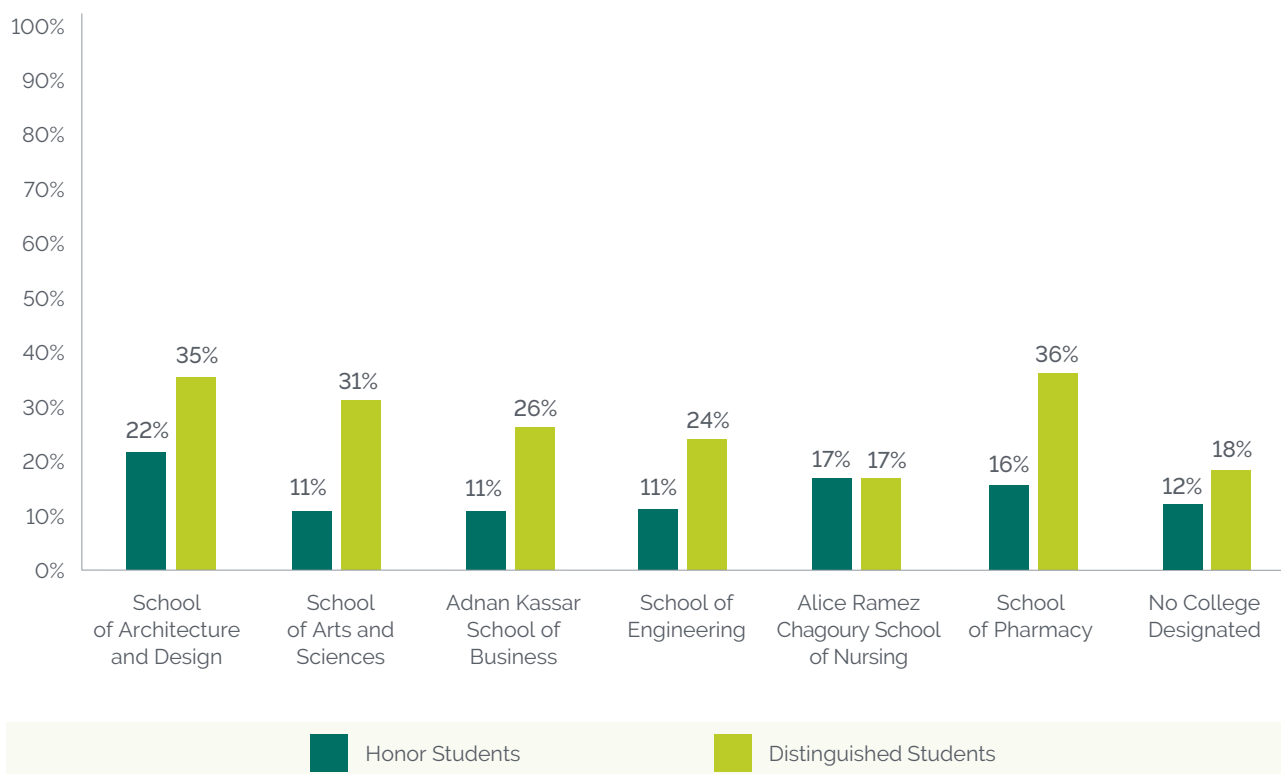


Honor and Distinguished Undergraduate Students

Academic Year 2021–2022

	UNDERGRADUATE ENROLLED STUDENTS	HONOR STUDENTS		DISTINGUISHED STUDENTS	
		NUMBER OF STUDENTS	% OF ENROLLED STUDENTS	NUMBER OF STUDENTS	% OF ENROLLED STUDENTS
School of Architecture and Design	544	119	22%	193	35%
School of Arts and Sciences	2,683	298	11%	833	31%
Adnan Kassar School of Business	1,750	196	11%	460	26%
School of Engineering	1,301	148	11%	317	24%
Alice Ramez Chagoury School of Nursing	204	35	17%	34	17%
School of Pharmacy	415	65	16%	151	36%
No College Designated	49	6	12%	9	18%
Total	6,946	867	12%	1,997	29%

Honor and Distinguished Undergraduate Students



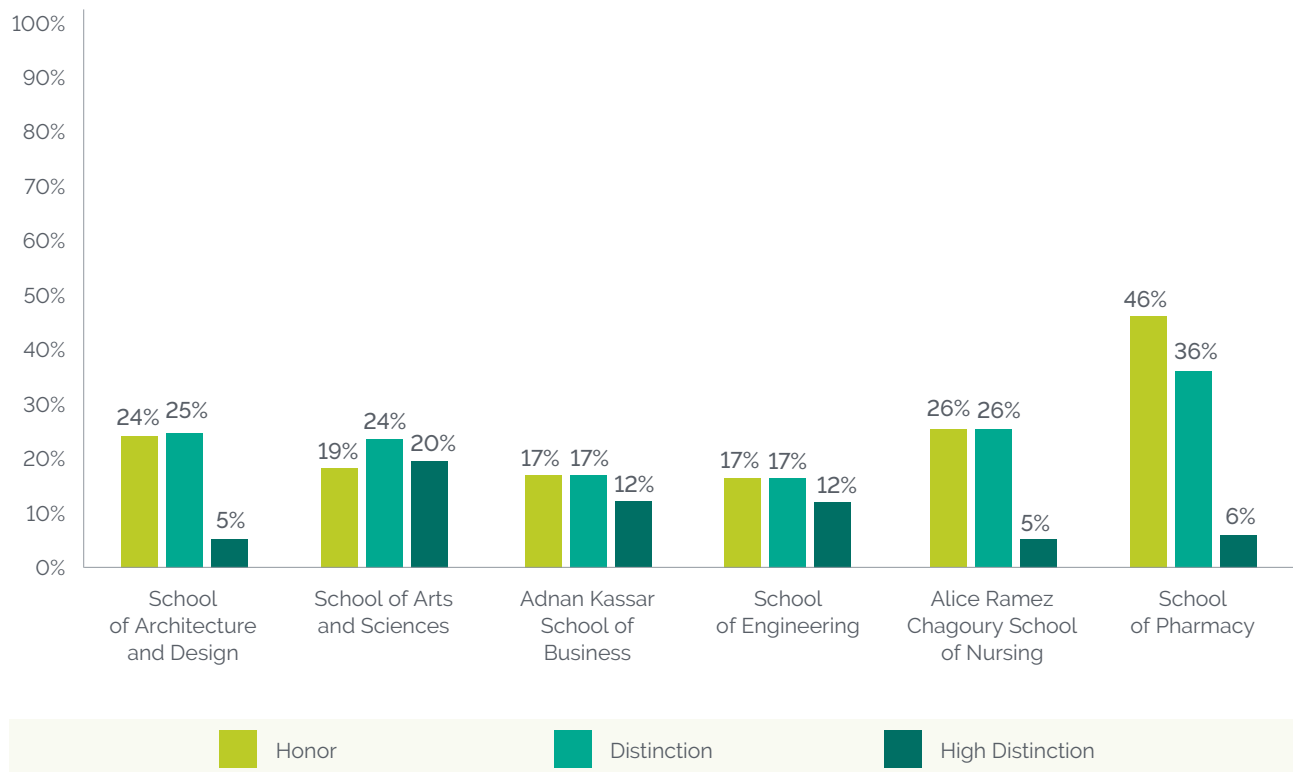
Honor, Distinction and High Distinction Graduating Students

Academic Year 2021–2022*

	GRADUATING STUDENTS	HONOR		DISTINCTION		HIGH DISTINCTION	
		NUMBER OF STUDENTS	% OF GRADUATING STUDENTS	NUMBER OF STUDENTS	% OF GRADUATING STUDENTS	NUMBER OF STUDENTS	% OF GRADUATING STUDENTS
School of Architecture and Design	149	36	24%	37	25%	8	5%
School of Arts and Sciences	632	117	19%	152	24%	124	20%
Adnan Kassar School of Business	590	101	17%	98	17%	73	12%
School of Engineering	260	44	17%	45	17%	32	12%
Alice Ramez Chagoury School of Nursing	39	10	26%	10	26%	2	5%
School of Pharmacy	80	37	46%	29	36%	5	6%
Total	1,750	345	20%	371	21%	244	14%

* Includes undergraduate students only.

Honor, Distinction and High Distinction Graduating Students



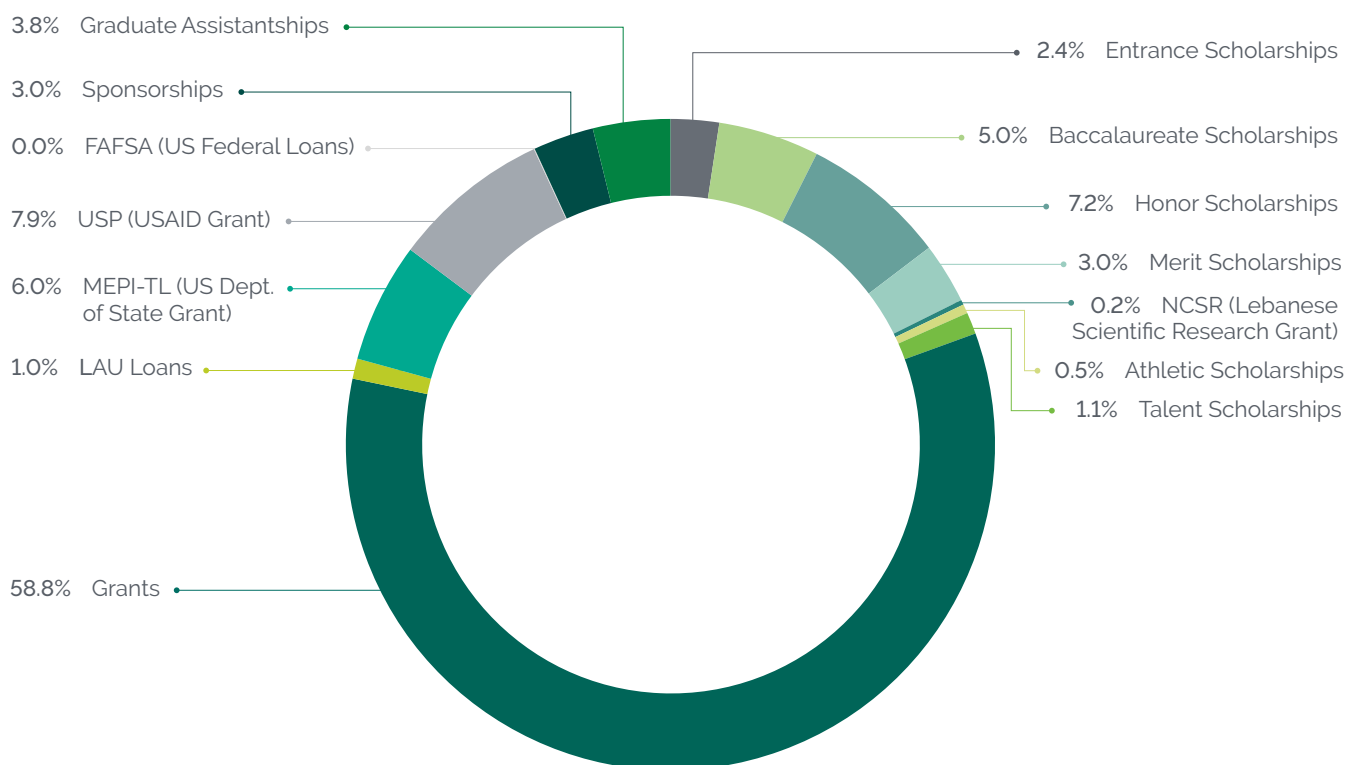
Student Financial Aid Program

Academic Year 2021–2022

TYPE OF AID	COUNT *	AMOUNT
Entrance Scholarships	651	\$1,998,509.70
Baccalaureate Scholarships	466	\$4,164,051.07
Honor Scholarships	1,338	\$5,982,883.80
Merit Scholarships	133	\$2,494,572.70
National Council for Scientific Research – NCSR (Lebanese Scientific Research Grant)	11	\$200,774.00
Athletic Scholarships	158	\$376,438.05
Talent Scholarships	145	\$893,220.00
Grants	4,950	\$48,669,790.41
LAU Loans	69	\$829,937.40
Middle East Partner Initiative – Tomorrow's Leaders – MEPI-TL (US Dept. of State Grant)	242	\$4,934,402.00
USP (USAID Grant)	243	\$6,521,828.13
Free Application for Federal Student Aid - FAFSA (US Federal Loans)	6	\$37,033.00
Sponsorships	594	\$2,500,263.10
Graduate Assistantships	402	\$3,183,981.93
Total	6,518	\$82,787,685.29

* Duplicates occur at the level of the number of awards, as a student may benefit from more than one type of financial aid, yet the total financial aid headcount is unduplicated.

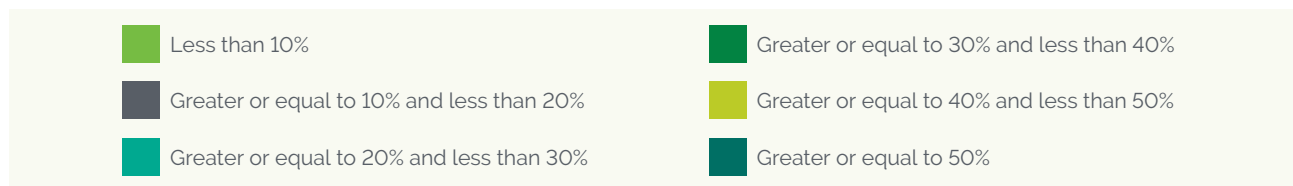
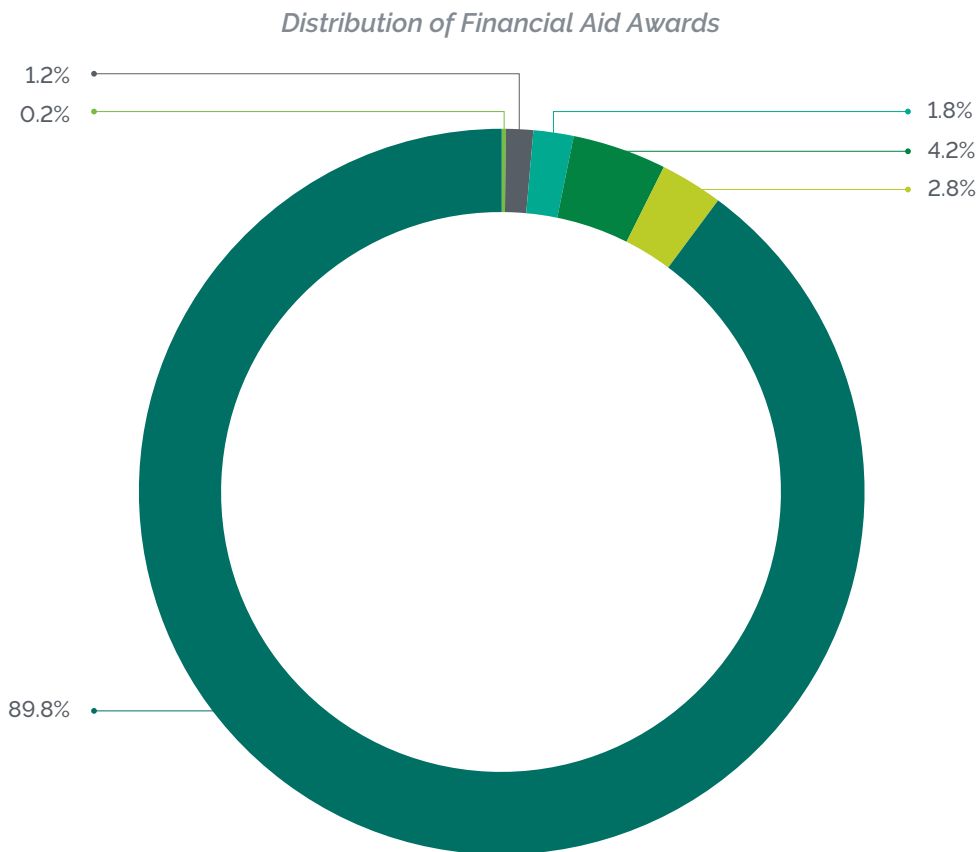
Student Financial Aid Program



Distribution of Financial Aid Awards

Academic Year 2021–2022

	NUMBER OF STUDENTS	TOTAL YEARLY TUITION	TOTAL YEARLY FINANCIAL AID
Less than 10%	108	\$1,471,195.00	\$147,039.50
Greater or equal to 10% and less than 20%	322	\$5,884,054.00	\$962,950.64
Greater or equal to 20% and less than 30%	303	\$5,731,117.00	\$1,422,084.66
Greater or equal to 30% and less than 40%	503	\$9,498,158.00	\$3,335,702.51
Greater or equal to 40% and less than 50%	241	\$5,044,004.00	\$2,225,755.66
Greater or equal to 50%	4656	\$91,705,494.00	\$71,473,137.39
Total	6133	\$119,334,022.00	\$79,566,670.36



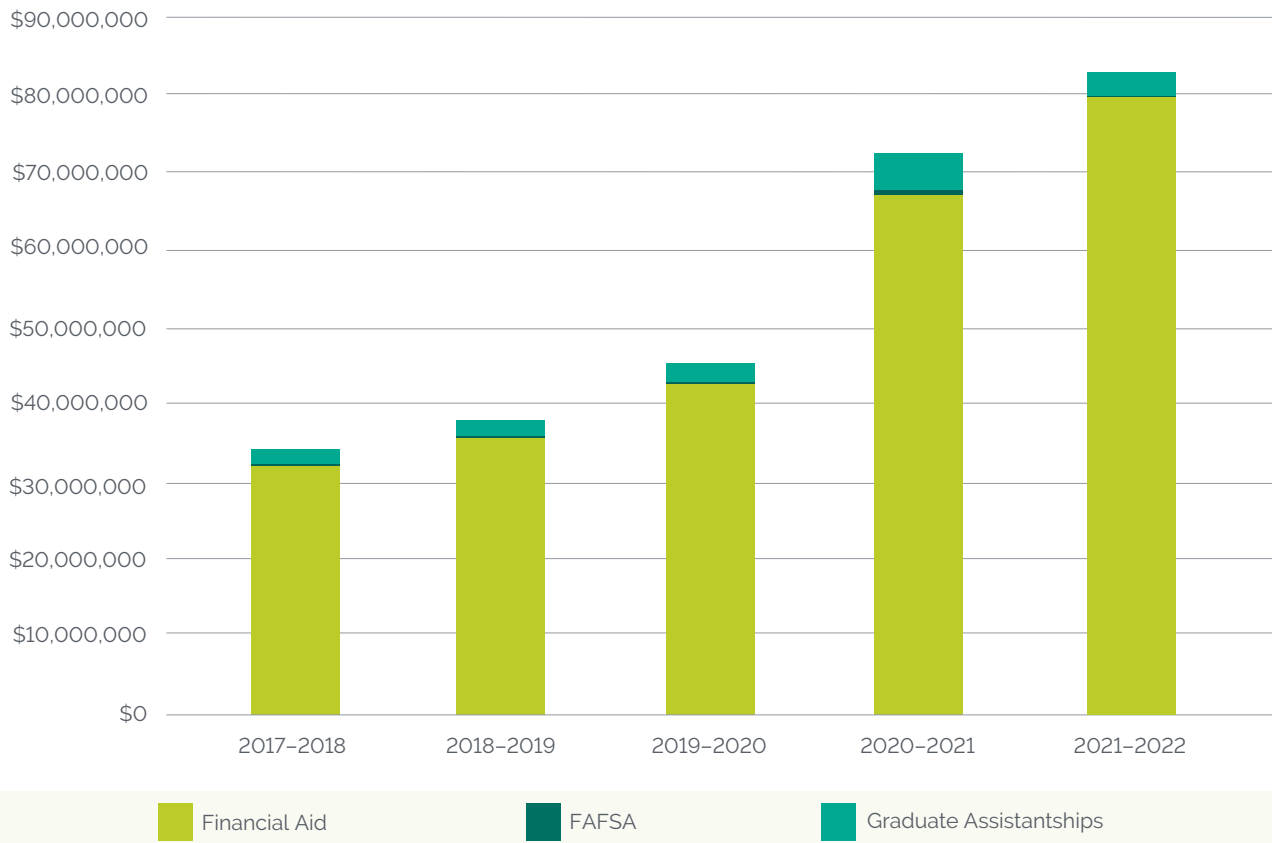


Trends in Financial Aid

Academic Year 2021–2022

	2017 – 2018	2018 – 2019	2019 – 2020	2020 – 2021	2021 – 2022
Financial Aid	\$31,720,027.92	\$35,494,170.66	\$42,525,173.83	\$67,212,871.21	\$79,566,670.36
FAFSA	\$395,329.00	\$385,627.00	\$413,399.00	\$413,399.00	\$37,033.00
Graduate Assistantships	\$1,948,183.40	\$2,009,265.86	\$2,333,465.06	\$4,707,265.97	\$3,183,981.93
Total	\$34,063,540.32	37,889,063.52	\$45,272,037.89	\$72,333,536.18	\$82,787,685.29

Trends in Financial Aid



Tuition and Fees

Academic Year 2022–2023

The average undergraduate tuition for the Academic Year 2022-2023 is \$20,124 per year and the average graduate tuition is \$13,422 per year. Annual tuition fees for doctoral/professional practice programs amount to \$33,822 for students in the School of Medicine and \$26,400 for PharmD students. Tuition varies depending on the degree program.

PROGRAM	UNDERGRADUATE PER TERM RATE (+)	PER CREDIT RATE
SCHOOL OF ARCHITECTURE AND DESIGN		
Undergraduate Program		
Bachelor of Architecture	\$10,200	\$854
BA in Fashion Design	\$10,200	\$854
BA in Fine Arts	\$10,200	\$854
BS in Graphic Design	\$10,200	\$854
BFA in Interior Design	\$10,200	\$854
Graduate Program (**)		
MA in Islamic Art	–	\$867
SCHOOL OF ARTS AND SCIENCES		
Undergraduate Program		
BA in Arabic Language and Literature	\$8,382	\$698
BA in Communication Arts/Communication	\$9,319	\$779
BA in Education	\$8,382	\$698
BA in English	\$8,382	\$698
BA in History	\$8,382	\$698
BA in Multimedia Journalism	\$9,319	\$779
BA in Performing Arts	\$9,319	\$779
BA in Philosophy	\$8,382	\$698
BA in Political Science	\$8,382	\$698
BA in Political Science/International Affairs	\$8,382	\$698
BA in Psychology	\$8,382	\$698
BA in Social Work and Community Development	\$8,382	\$698
BA in Television and Film	\$9,319	\$779
BA in Translation	\$8,382	\$698
BS in Bioinformatics	\$9,319	\$779
BS in Biology	\$9,319	\$779
BS in Chemistry	\$9,319	\$779
BS in Computer Science	\$9,319	\$779
BS in Mathematics	\$9,275	\$775

PROGRAM	UNDERGRADUATE PER TERM RATE (+)	PER CREDIT RATE
SCHOOL OF ARTS AND SCIENCES		
BS in Nutrition and Dietetics	\$9,319	\$779
BS in Nutrition and Dietetics (Coordinated Program)	-	\$773
Bridge-Sciences	\$9,319	\$779
Dietetic Internship	-	\$773
Freshman	\$8,423	\$701
Intensive English	\$6,000	-
Teaching Diploma	\$8,382	\$698
Diploma in Learning Disabilities and Giftedness	\$8,382	\$698
Graduate program (**)		
MA in Education	-	\$780
MA in Interdisciplinary Gender Studies	-	\$780
MA in International Affairs	-	\$780
MA in Migration Studies	-	\$780
MS in Applied and Computational Mathematics	-	\$814
MS in Biological Sciences	-	\$814
MS in Molecular Biology	-	\$814
MS in Computer Science	-	\$814
ADNAN KASSAR SCHOOL OF BUSINESS		
Undergraduate Program		
BS in Business	\$9,938	\$827
BS in Business Emphasis Hospitality and Tourism Management	\$9,938	\$827
BS in Economics	\$9,938	\$827
Bridge-Business	\$9,938	\$827
Graduate program (**)		
Executive Master of Business Administration (**)	-	\$900
LLM in Business Law	-	\$882
MA in Applied Economics	-	\$882
Master of Business Administration (MBA)	-	\$882
MS in Human Resources Management	-	\$882
QBA (Remedial MBA Course)	-	\$882

PROGRAM	UNDERGRADUATE PER TERM RATE (+)	PER CREDIT RATE
SCHOOL OF ENGINEERING		
Undergraduate Program		
BE in Civil Engineering	\$10,154	\$848
BE in Computer Engineering	\$10,154	\$848
BE in Industrial Engineering	\$10,154	\$848
BE in Electrical Engineering	\$10,154	\$848
BE in Mechanical Engineering	\$10,154	\$848
BE in Petroleum Engineering	\$10,154	\$848
BE in Mechatronics Engineering	\$10,154	\$848
Graduate program (**)		
MS in Civil and Environmental Engineering	-	\$891
MS in Computer Engineering	-	\$891
MS in Industrial Engineering and Engineering Management	-	\$891
MS in Mechanical Engineering	-	\$891
ALICE RAMEZ CHAGOURY SCHOOL OF NURSING		
Undergraduate Program		
BS in Nursing		
New students AY 2022-2023	\$7,135	\$597
Continuing students AY 2021-2022	\$7,135	\$597
Continuing students AY 2020-2021	\$7,135	\$597
Continuing students AY 2019-2020	\$7,135	\$597
Continuing students AY 2018-2019	\$6,926	\$580
Continuing students AY 2017-2018	\$6,676	\$559
SCHOOL OF PHARMACY		
Undergraduate Program		
BS in Pharmacy	\$10,850	\$906
Graduate program (**)		
MS in Pharmaceutical Development and Management	-	\$779
OTHER		
New York Academic Center	-	\$945
Special Students	\$10,967	\$912
Undecided Major	\$9,319	\$779

PROGRAM	ANNUAL TUITION
GILBERT AND ROSE-MARIE CHAGOURY SCHOOL OF MEDICINE	

MD Program	
New students AY 2022–2023	\$33,822
Continuing students AY 2021–2022	\$33,822
Continuing students AY 2020–2021	\$33,822
Continuing students AY 2019–2020	\$33,822
Continuing students AY 2018–2019	\$32,837
Continuing students AY 2017–2018	\$31,650
Continuing students AY 2016–2017	\$30,430

SCHOOL OF PHARMACY	
---------------------------	--

Doctor of Pharmacy (PharmD)	\$26,400
-----------------------------	----------

- (*) 12 or more credit hours per term
- (**) Graduate programs per credit
- (***) Research Doctoral fees are offered to PhD candidates of other universities using the LAU labs.





Student Housing

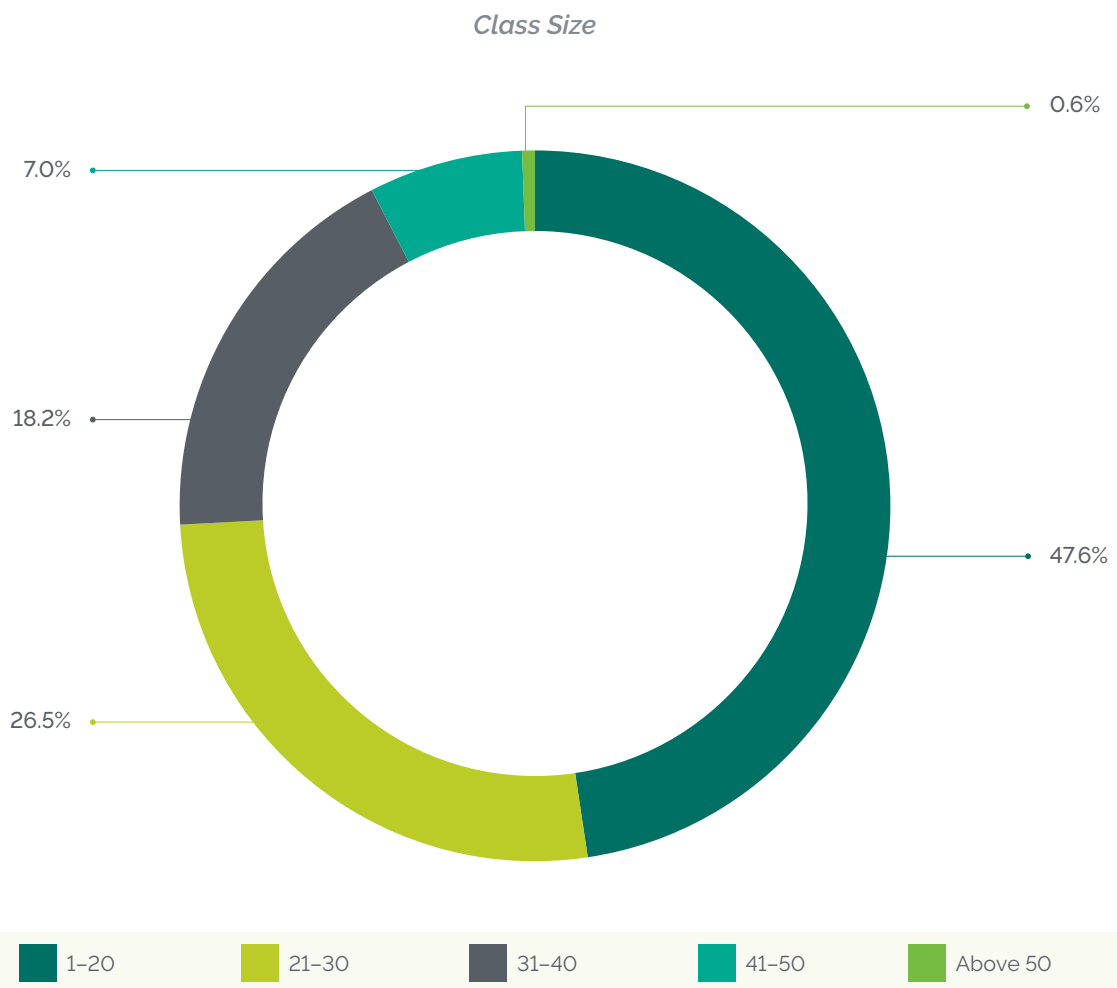
Fall 2022

	NUMBER OF ROOMS AVAILABLE	NUMBER OF RESIDENTS	NUMBER OF ROOMS OCCUPIED	OCCUPANCY RATE
RESIDENCE HALL FOR FEMALES				
Beirut campus				
Santona Residence	17	32	17	100%
Siran Towers	50	103	48	96%
Byblos campus				
Residence Hall Block B	58	97	58	100%
Residence Hall Block C	12	24	12	100%
RESIDENCE HALL FOR MALES				
Beirut campus				
Santona Residence	33	70	32	97%
Byblos campus				
Residence Hall Block B	44	54	37	84%
Residence Hall Block C	12	22	12	96%
AVERAGE HOUSING FEES PER YEAR AY 2022-2023				
	BEIRUT CAMPUS	BYBLOS CAMPUS	UNIVERSITY-WIDE	
Single Room	\$13,000	\$3,530	\$8,265	
Shared Room	\$8,550	\$4,132	\$6,341	

Class Size

Fall 2022

SCHEDULE TYPE	1 – 20	21 – 30	31 – 40	41 – 50	ABOVE 50
Lab	181	47	2	1	–
Language	33	202	8	–	–
Lecture	475	239	335	132	8
Seminar	14	2	–	–	–
Studio	190	11	1	–	–
Workshop	10	2	–	–	3
Total	903	503	346	133	11



Library and Other Information Resources

Academic Year 2021–2022



● Affiliations

The Lebanese American University maintains library affiliations with local, regional and international associations and organizations. These include:

- The Lebanese Library Association (LLA), since 1995. LLA was founded in Beirut in 1960 “to improve the standard of libraries and librarians and to encourage scientific and literary research in Lebanon.”
- The American Library Association (ALA), since 1985. Founded on October 6, 1876, ALA’s mission is “to provide leadership for the development, promotion and improvement of library and information services and the profession of librarianship in order to enhance learning and ensure access to information for all.”
- The American International Consortium of Academic Libraries (AMICAL), since 2004. AMICAL is an international consortium of American-model, liberal arts institutions of higher learning. Its mission is to advance learning, teaching and research through the collaborative development of library and information services and curricular resources at member institutions.
- The Lebanese Academic Library Consortium (LALC), since 2002. The consortium encompasses four private institutions: the American University of Beirut, the Lebanese American University, Notre-Dame University and the University of Balamand which initially established the Lebanese Academic Library Consortium (LALC), the first library consortium in Lebanon aimed at cooperating in subscriptions to one or more online resources. It has since also included Université Saint-Esprit de Kaslik, University Saint Joseph, Beirut Arab University and Haigazian University.
- The Lebanese Interlibrary Loan/Document Delivery Services consortium (LIDS), since 2007, which was established by LAU in cooperation with Kaslik University, Notre Dame University and University of Balamand, and recently joined by the United Nations Economic and Social Commission for Western Asia–Commission of Lebanon (ESCWA), Haigazian University, Middle East University, Beirut Arab University, American University of Beirut and Banque Du Liban or Lebanese Central Bank.
- The Online Computer Library Center (OCLC), since 2008. It is a non-profit library service and worldwide research organization encompassing almost 25,900 libraries, archives and museums in 170 countries as members. Thanks to a Libraries Very Interested in Sharing (LVIS) agreement signed through OCLC, LAU libraries can now share resources with more than 4,000 libraries around the world for free.



LIBRARY AND OTHER INFORMATION RESOURCES 2021–2022

Expenditures / FTE Student

Materials	\$117
Salaries and Wages (permanent staff)	\$62
Salaries and Wages (student employees)	\$18
Other Operating Expenses	\$100

Collections

Percent Available Physically	35%
Percent Available Electronically	65%
Number of Digital Repositories	7,896

Personnel (FTE)

Librarians – Beirut Campus	12
Librarians – Byblos Campus	9
Other Library Personnel – Beirut Campus	9
Other Library Personnel – Byblos Campus	5

Availability/Attendance

Hours of Operation/Week – Beirut Campus	40
Hours of Operation/Week – Byblos Campus	40

CONSORTIA/PARTNERSHIPS

Lebanese Academic Library Consortium (LALC) <http://lalc.lau.edu.lb/>

Lebanese ILL/DD Services Consortium (LIDS) <https://www.facebook.com/LIDS-Consortium-714676411911054/>

AMICAL Consortium <https://www.amicalnet.org/>

Information Technology Resources

Academic Year 2021–2022

INFORMATION TECHNOLOGY RESOURCES

COURSE MANAGEMENT SYSTEM

Number of Classes Using the System	3,124
Number of Students (Having Seats) On System	103,085

BANDWIDTH

On-Campus Network	10 Gbps
Off-Campus Access – Commodity Internet	1.9 Gbps
Wireless Protocol(S)	802.11 a/b/g/n/ac/ax

NETWORK

Percent of Residence Halls Connected to Network

Wired	100%
Wireless	100%

Percent of Classrooms Connected to Network

Wired	100%
Wireless	100%
Public Wireless Ports	7,000
Public Computers Connected to Network	1,601
Public Computers Connected to Network In Libraries	338

MULTIMEDIA CLASSROOMS (PERCENT)

Beirut Campus	100%
Byblos Campus	100%

SMART CLASSROOMS

Beirut Campus	133 classrooms/labs
Byblos Campus	141 classrooms/labs
New York Academic Center	10

PCS AND LAPTOPS

Beirut Campus	583
Byblos Campus	1,153

IT PERSONNEL (FTE)

Beirut Campus	26
Byblos Campus	9

SOFTWARE SYSTEMS AND VERSIONS

Students	Banner 9, Blackboard Learn, Portal on MS Sharepoint, MS Office365, Starfish, Blue, Laserfiche, etc...
Finances	E-business Suite v 12.1.3
Human Resources	E-business Suite v 12.1.3
Advancement	Raiser's edge 7.96
Library	Olib 9 SP11, Ereserve 5.7, PaperCut v. 19, Annahar
Interactive Video Conferencing	CISCO
Webex – Online Learning	CISCO



Student Clubs

Clubs are initiated and organized by students, for students, and focus on a wide range of interests including academic majors, culture, sports, human rights and the arts. They provide students with opportunities to engage in extracurricular pursuits and hobbies, helping them establish diverse relationships, thereby contributing to LAU's goal of developing the whole person.

● Beirut Campus

Animal Care Club
Armenian Club
Astronomy Club
Bioinformatics Club
Biotechnology Club
Chemistry Club
Chess Club
Cinema Club
Civic Welfare Club
Computer Science Club
Consulting Club
Cycling Club
Data Analytics Club
Discover Lebanon Club
Economics Club

Education Club
Event Organization Club
Fashion Club
Finance Club
Fitness Club
Hiking and Camping Club
History Club
Human Rights Club
I in Ethics Club
International Affairs Club
Intersectional Feminist Club
Investment Club
Journalism Club
LAU Live Broadcast Club
Life Skills Club

Marketing Club
Mathematics Club
Music Club
Neuroscience Club
North African Cultural Club
Nutrition and Food Science Club
Palestinian Cultural Club
Photography Club
Physics Club
Pre-Med Club
Psychology Club
Red Cross Club
Social Work Club
The Page Turner Club

● Byblos Campus

180 Degrees NGO Consulting Club
Accounting Club
American Society of Civil Engineers Club (ASCE)
American Society of Mechanical Engineers Club (ASME)
Architecture and Design Club
Armenian Club
ASHRAE Club
Association of Energy Engineers (AEE)
Astronomy Club
Automotive Club
Bioinformatics club
Chem Club
CHESS Club
Civic Welfare Club
Computer Science Club
Consulting Club
Developer Student Club
Economics Club
Environmental Club
Event Planning Club
Family Business and Entrepreneurship Club
First Responder Club

Football Fan Club
Game Development Club
Gender and Sexuality Club
Human Rights Club
IEEE-Student Branch
IIE (Institute of Industrial Engineers) Club
International Affairs Club
Lebanese Medical Students International Committee (LeMSIC)
Logistics-Automation Club
Medical Students Association (MSA) Club
Music Club
NAPHAS Club
Nursing Club
Petroleum Club
Premedical Society club
Psychology Club
Rotaract Club
Skiing Club
Social-Campus Life Club
Student Volunteering club
Tomorrow's Leaders Club
Women Health Association Club

Centers and Institutes

The Lebanese American University boasts a total of 23 specialized centers and institutes, offering vast opportunities for research and training. These centers and institutes hold conferences, workshops, seminars and community outreach programs throughout the year, providing specialized knowledge, training and access to information and resources to students, researchers, faculty and professionals around the globe.

● Centers and Institutes

Arab Institute for Women
Center for Innovative Learning
Center for Integrative Research
Center for Lebanese Heritage
Center for Lebanese Studies
Clinical Simulation Center
Cyber Security Systems and Applied AI Research Center
Early Childhood Center
Fouad Makhzoumi Innovation Center
Institute for Banking and Finance
Institute for Human Resources
Institute for Media Research and Training

Institute for Migration Studies
Institute for Social Justice and Conflict Resolution
Institute for Water Resources and Environmental Technologies
Institute for Environmental Studies and Research
Institute of Family and Entrepreneurial Business
Institute of Hospitality and Tourism Management Studies
Institute of Art in the Arab World
Software Institute
Summer Institute for Intensive Arabic Language and Culture
Teacher Training Institute
Writing Center

