


ACADEMIC AND STUDENT RELATED INFORMATION

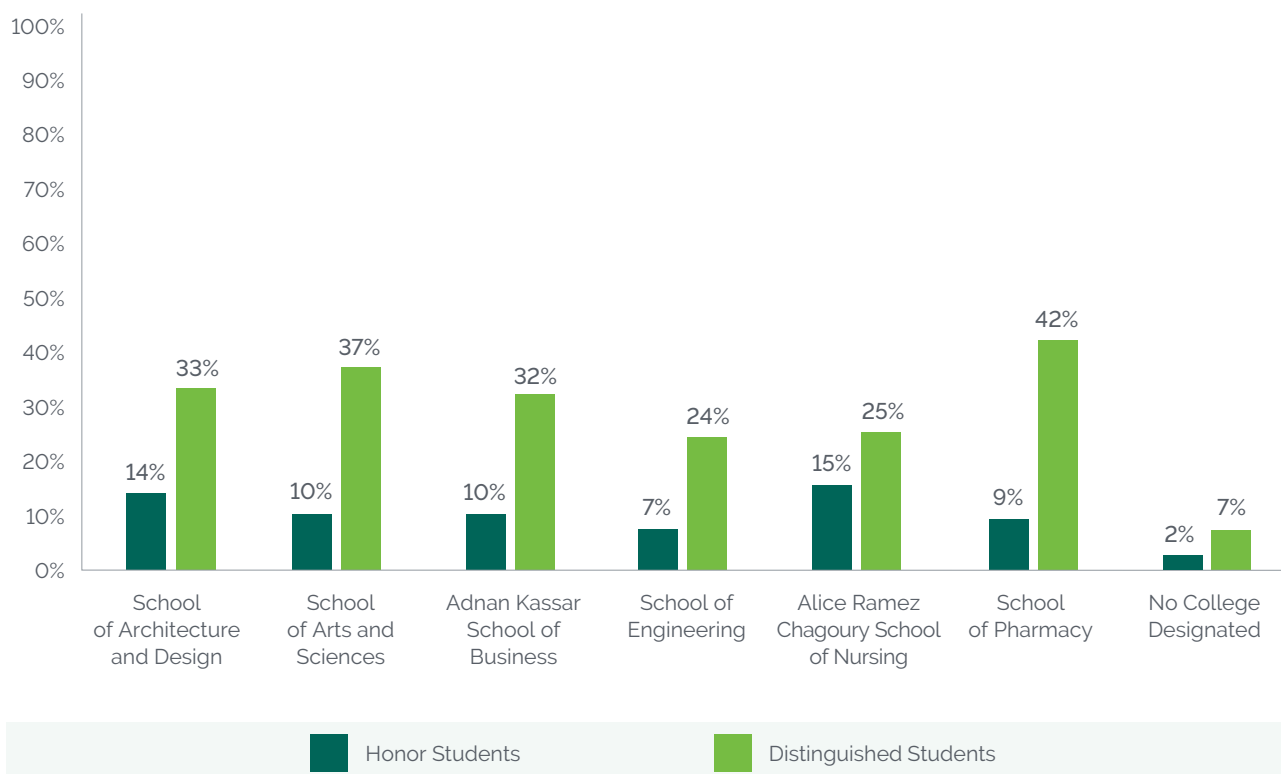


HONOR AND DISTINGUISHED UNDERGRADUATE STUDENTS

Academic Year 2020–2021

	UNDERGRADUATE ENROLLED STUDENTS	HONOR STUDENTS		DISTINGUISHED STUDENTS	
		NUMBER OF STUDENTS	% OF ENROLLED STUDENTS	NUMBER OF STUDENTS	% OF ENROLLED STUDENTS
School of Architecture and Design	598	82	14%	197	33%
School of Arts and Sciences	2,481	256	10%	919	37%
Adnan Kassar School of Business	1,924	202	10%	618	32%
School of Engineering	1,300	93	7%	308	24%
Alice Ramez Chagoury School of Nursing	197	29	15%	49	25%
School of Pharmacy	395	36	9%	164	42%
No College Designated	89	2	2%	6	7%
Total	6,984	700	10%	2,261	32%

Honor and Distinguished Undergraduate Students



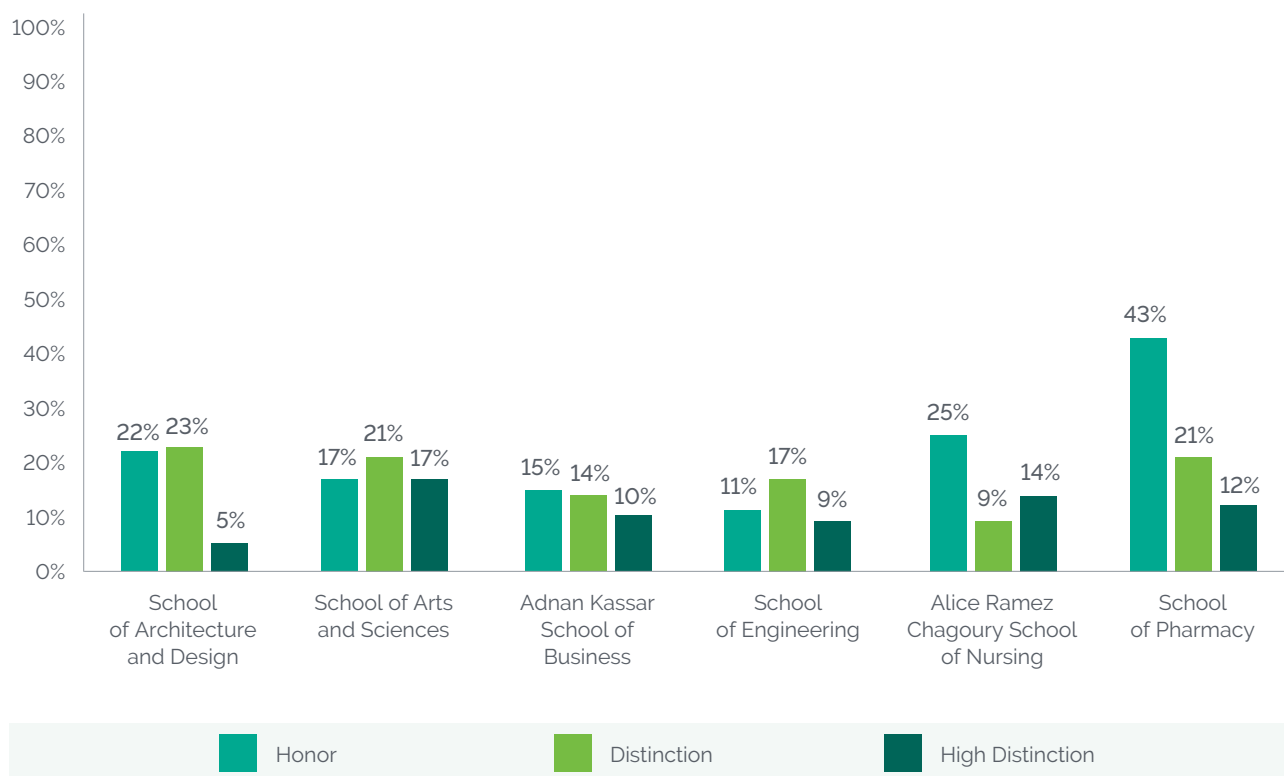
HONOR, DISTINCTION AND HIGH DISTINCTION GRADUATING STUDENTS

Academic Year 2020–2021*

	GRADUATING STUDENTS	HONOR		DISTINCTION		HIGH DISTINCTION	
		NUMBER OF STUDENTS	% OF GRADUATING STUDENTS	NUMBER OF STUDENTS	% OF GRADUATING STUDENTS	NUMBER OF STUDENTS	% OF GRADUATING STUDENTS
School of Architecture and Design	195	42	22%	45	23%	9	5%
School of Arts and Sciences	608	105	17%	130	21%	102	17%
Adnan Kassar School of Business	701	106	15%	99	14%	70	10%
School of Engineering	234	25	11%	40	17%	20	9%
Alice Ramez Chagoury School of Nursing	44	11	25%	4	9%	6	14%
School of Pharmacy	75	32	43%	16	21%	9	12%
Total	1,857	321	17%	334	18%	216	12%

* Includes undergraduate students only.

Honor, Distinction and High Distinction Graduating Students



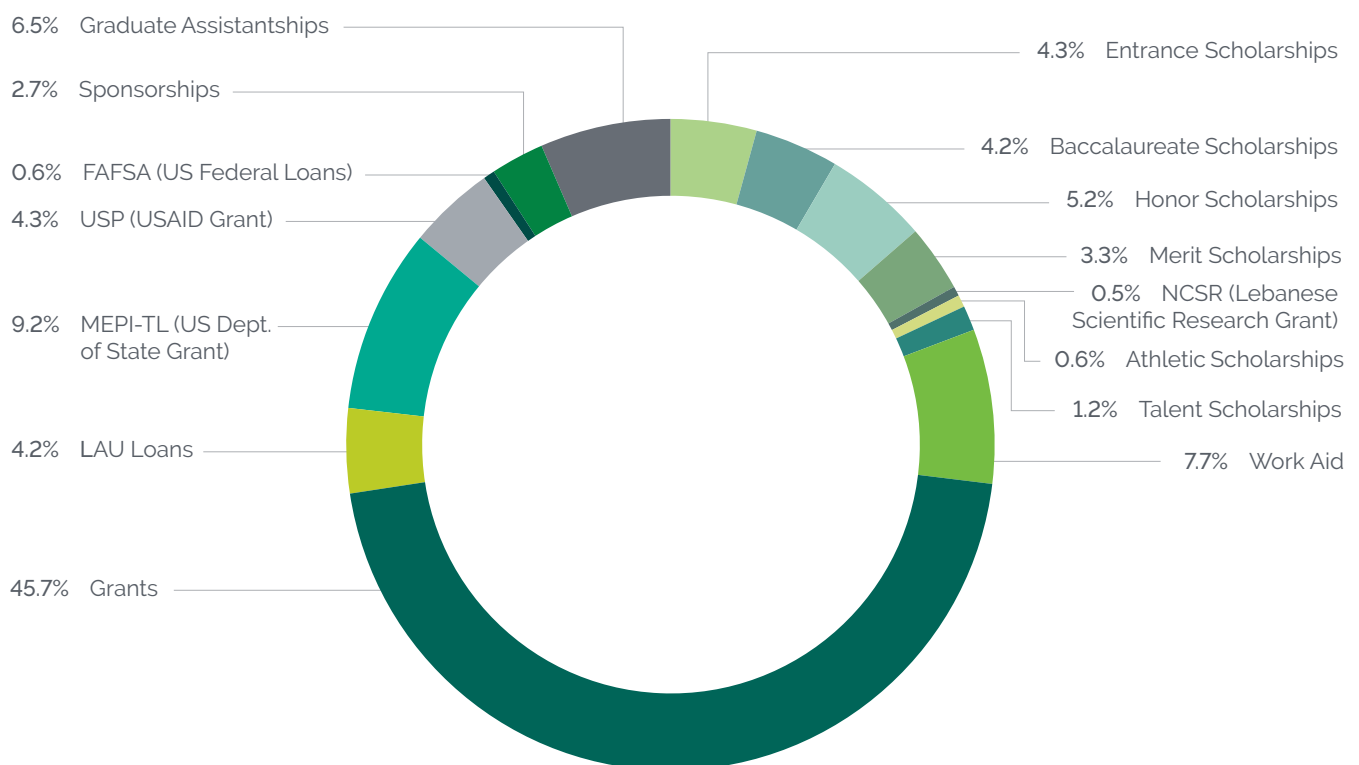
STUDENT FINANCIAL AID PROGRAM

Academic Year 2020–2021

TYPE OF AID	COUNT *	AMOUNT
Entrance Scholarships	681	\$3,102,048.80
Baccalaureate Scholarships	307	\$3,027,207.00
Honor Scholarships	895	\$3,731,910.30
Merit Scholarships	123	\$2,404,617.05
NCSR (Lebanese Scientific Research Grant)	18	\$343,126.00
Athletic Scholarships	172	\$434,203.82
Talent Scholarships	131	\$892,453.50
Work Aid	3,557	\$5,541,990.80
Grants	4,406	\$33,032,484.38
LAU Loans	969	\$3,040,995.73
MEPI-TL (US Dept. of State Grant)	373	\$6,626,239.00
USP (USAID Grant)	230	\$3,106,978.60
FAFSA (US Federal Loans)	44	\$413,399.00
Sponsorships	324	\$1,928,616.23
Graduate Assistantships	550	\$4,707,265.97
Total	6,108	\$72,333,536.18

* Duplicates occur at the level of the number of awards as a student may benefit from more than one type of financial aid, yet the total financial aid headcount is unduplicated.

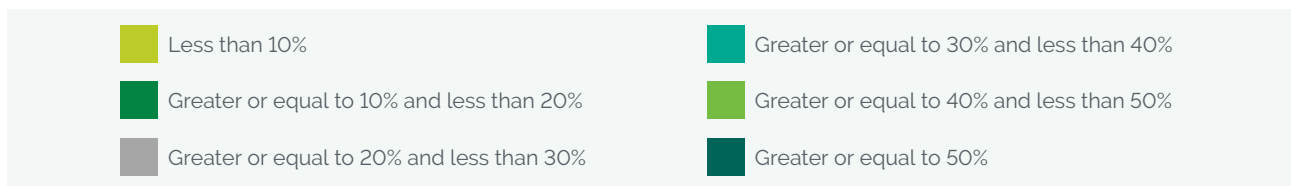
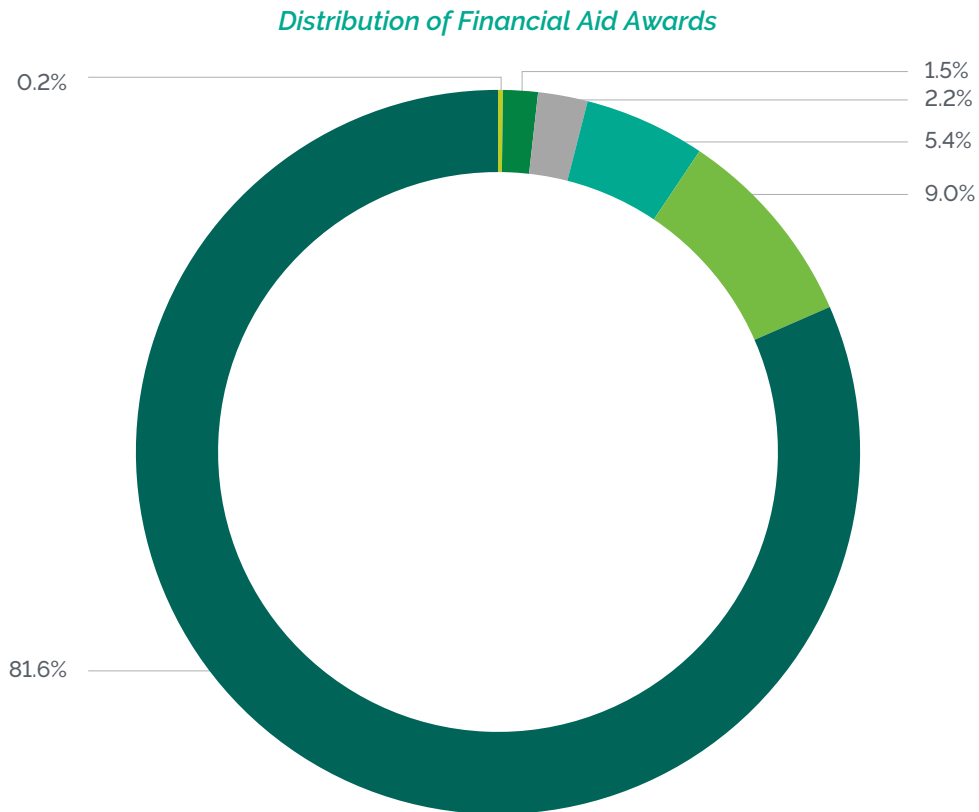
Student Financial Aid Program



DISTRIBUTION OF FINANCIAL AID AWARDS

Academic Year 2020–2021

	NUMBER OF STUDENTS	TOTAL YEARLY TUITION	TOTAL YEARLY FINANCIAL AID
Less than 10%	97	\$1,528,245.00	\$149,101.48
Greater or equal to 10% and less than 20%	336	\$6,437,861.00	\$1,039,739.20
Greater or equal to 20% and less than 30%	338	\$6,105,449.00	\$1,489,798.08
Greater or equal to 30% and less than 40%	566	\$10,373,457.00	\$3,636,327.86
Greater or equal to 40% and less than 50%	656	\$13,494,026.00	\$6,080,331.60
Greater or equal to 50%	3,561	\$75,329,532.00	\$54,817,671.99
Total	5,554	\$113,268,570.00	\$67,212,970.21



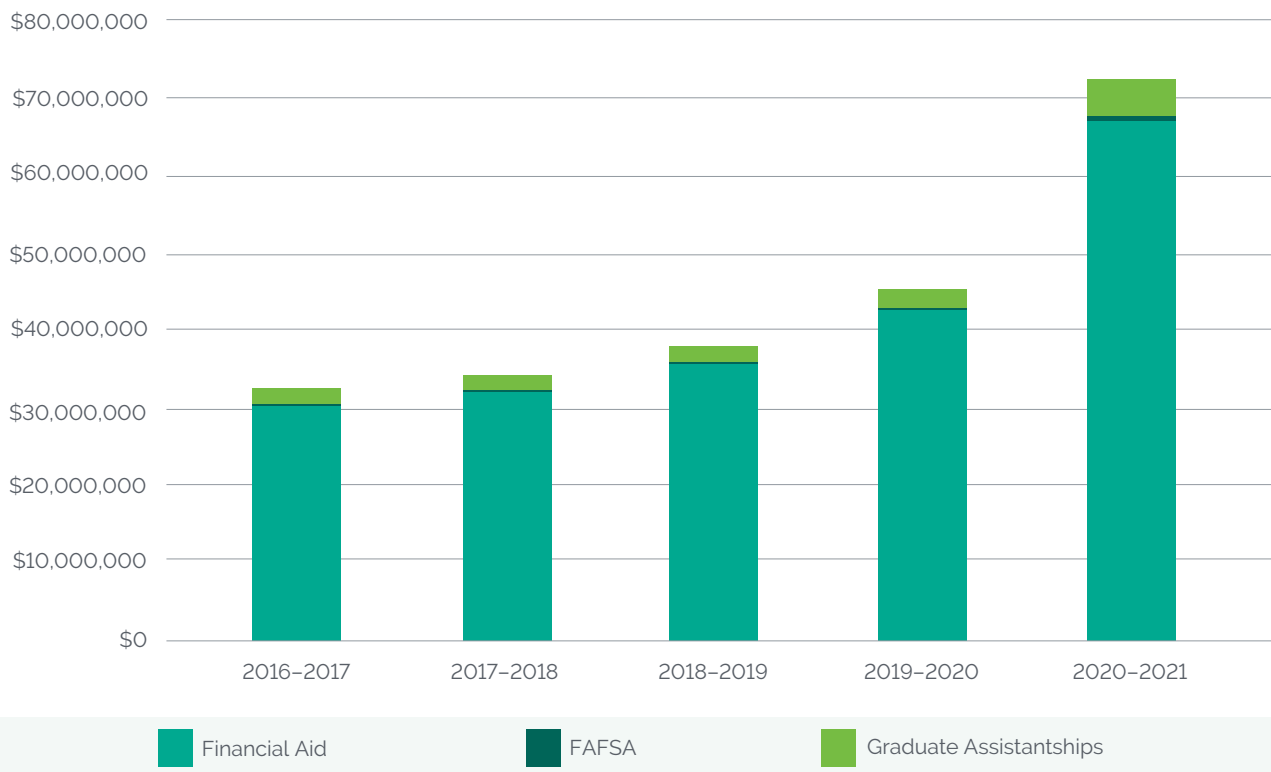


TRENDS IN FINANCIAL AID

Academic Year 2020–2021

	2016 2017	2017 2018	2018 2019	2019 2020	2020 2021
Financial Aid	\$30,043,644.84	\$31,720,027.92	\$35,494,170.66	\$42,525,173.83	\$67,212,871.21
FAFSA	\$361,484.00	\$395,329.00	\$385,627.00	\$413,399.00	\$413,399.00
Graduate Assistantships	\$2,103,827.25	\$1,948,183.40	\$2,009,265.86	\$2,333,465.06	\$4,707,265.97
Total	\$32,508,956.09	\$34,063,540.32	37,889,063.52	\$45,272,037.89	\$72,333,536.18

Trends in Financial Aid



TUITION AND FEES

Academic Year 2021–2022

The average undergraduate tuition for the Academic Year 2021-2022 is \$20,124 per year and the average graduate tuition is \$13,422 per year. Annual tuition fees for doctoral/professional practice programs amount to \$33,822 for students in the School of Medicine and \$26,400 for PharmD students. Tuition varies depending on the degree program

PROGRAM	UNDERGRADUATE PER TERM RATE (*)	PER CREDIT RATE
School of Architecture and Design		
Undergraduate Program		
Bachelor of Architecture	\$10,200	\$854
Interior Architecture	\$10,200	\$854
BA in Fashion Design	\$10,200	\$854
BA in Fine Arts	\$10,200	\$854
BS in Graphic Design	\$10,200	\$854
BS in Interior Design	\$10,200	\$854
Graduate Program (**)		
MA in Islamic Art	-	\$867
School of Arts and Sciences		
Undergraduate Program		
BA in Arabic Language and Literature	\$8,382	\$698
BA in Communication Arts/Communication	\$9,319	\$779
BA in English	\$8,382	\$698
BA in History	\$8,382	\$698
BA in Multimedia Journalism	\$9,319	\$779
BA in Performing Arts	\$9,319	\$779
BA in Philosophy	\$8,382	\$698
BA in Political Science	\$8,382	\$698
BA in Political Science/International Affairs	\$8,382	\$698
BA in Psychology	\$8,382	\$698
BA in Social Work and Community Development	\$8,382	\$698
BA in Television and Film	\$9,319	\$779
BA in Translation	\$8,382	\$698
BS in Bioinformatics	\$9,319	\$779
BS in Biology	\$9,319	\$779
BS in Chemistry	\$9,319	\$779
BS in Computer Science	\$9,319	\$779
BS in General Science	\$9,319	\$779
BS in Mathematics	\$9,275	\$775

PROGRAM	UNDERGRADUATE PER TERM RATE (+)	PER CREDIT RATE
School of Arts and Sciences		
BS in Nutrition	\$9,319	\$779
BS in Nutrition and Dietetics (Coordinated Program)	-	\$773
Bridge-Arts	\$8,382	\$698
Bridge-Sciences	\$9,319	\$779
Dietetics Internship	-	\$773
Freshman	\$8,423	\$701
Intensive English	\$7,900	\$658
Teaching Diploma	\$8,382	\$698
Diploma in Learning Disabilities and Giftedness	\$8,382	\$698
Regent's College Degree	\$9,319	\$779
Graduate programs (**)		
MA in Education	-	\$780
MA in Interdisciplinary Gender Studies	-	\$780
MA in International Affairs	-	\$780
MA in Migration Studies	-	\$780
MS in Applied and Computational Mathematics	-	\$814
MS in Biological Sciences	-	\$814
MS in Molecular Biology	-	\$814
MS in Computer Science	-	\$814
Adnan Kassar School of Business		
Undergraduate Programs		
BS in Business	\$9,938	\$827
BS in Business Emphasis Hospitality and Tourism Management	\$9,938	\$827
BS in Economics	\$9,938	\$827
Bridge-Business	\$9,938	\$827
Graduate Programs (**)		
Executive Master of Business Administration (**)	-	\$900
LLM in Business Law	-	\$882
MA in Applied Economics	-	\$882
Master of Business Administration (MBA)	-	\$882
MS in Human Resources Management	-	\$882
QBA (Remedial MBA Course)	-	\$882
Interdisciplinary		
Executive MA in Actuarial Science	-	\$900

PROGRAM	UNDERGRADUATE PER TERM RATE (+)	PER CREDIT RATE
School of Engineering		
Undergraduate Program		
BE in Civil Engineering	\$10,154	\$848
BE in Computer Engineering	\$10,154	\$848
BE in Industrial Engineering	\$10,154	\$848
BE in Electrical Engineering	\$10,154	\$848
BE in Mechanical Engineering	\$10,154	\$848
BE in Petroleum Engineering	\$10,154	\$848
BE in Mechatronics Engineering	\$10,154	\$848
Graduate Program (**)		
MS in Civil and Environmental Engineering	-	\$891
MS in Computer Engineering	-	\$891
MS in Industrial Engineering and Engineering Management	-	\$891

Alice Ramez Chagoury School of Nursing

Undergraduate Program

BS in Nursing

New students AY 2020–2021	\$7,135	\$597
Continuing students AY 2019–2020	\$7,135	\$597
Continuing students AY 2018–2019	\$6,926	\$580
Continuing students AY 2017–2018	\$6,676	\$559
Continuing students AY 2016–2017	\$6,450	\$540
Continuing students AY 2015–2016	\$6,084	\$510

School of Pharmacy

Undergraduate Program

BS in Pharmacy	\$10,850	\$906
----------------	----------	-------

Graduate Program (**)

MS in Pharmaceutical Development & Management	-	\$779
---	---	-------

Other

New York Academic Center	-	\$945
Special Students	\$10,967	\$912
Undecided Major	\$9,319	\$779

PROGRAM	ANNUAL TUITION
Gilbert and Rose-Marie Chagoury School of Medicine	
MD Program	
New students AY 2020–2021	\$33,822
Continuing students AY 2019–2020	\$33,822
Continuing students AY 2018–2019	\$32,837
Continuing students AY 2017–2018	\$31,650
Continuing students AY 2016–2017	\$30,430
Continuing students AY 2015–2016	\$28,704
Continuing students AY 2014–2015	\$28,704


School of Pharmacy	
Doctor of Pharmacy (PharmD)	\$26,400

(*) 12 or more credit hours per term

(**) Graduate Programs per credit

(***) Research Doctoral fees are offered to PhD candidates of other universities using the LAU labs.

The above tuition values for the fall 2021 semester reflect the current economic situation in the country. Tuition and other fees will be confirmed prior to the start of each semester.





STUDENT HOUSING

Fall 2021

	NUMBER OF ROOMS AVAILABLE	NUMBER OF RESIDENTS	NUMBER OF ROOMS OCCUPIED	OCCUPANCY RATE
Residence Hall for Females				
Beirut campus				
Santona Residence	28	56	28	100%
Siran Towers	28	56	28	100%
Byblos campus				
Residence Hall Block B	60	106	60	100%
Residence Hall Block C	12	24	12	100%

Residence Hall for Males				
Beirut campus				
Santona Residence	22	44	22	100%
Siran Towers	10	20	10	100%
Byblos campus				
Residence Hall Block B	44	71	44	100%
Residence Hall Block C	12	24	12	100%


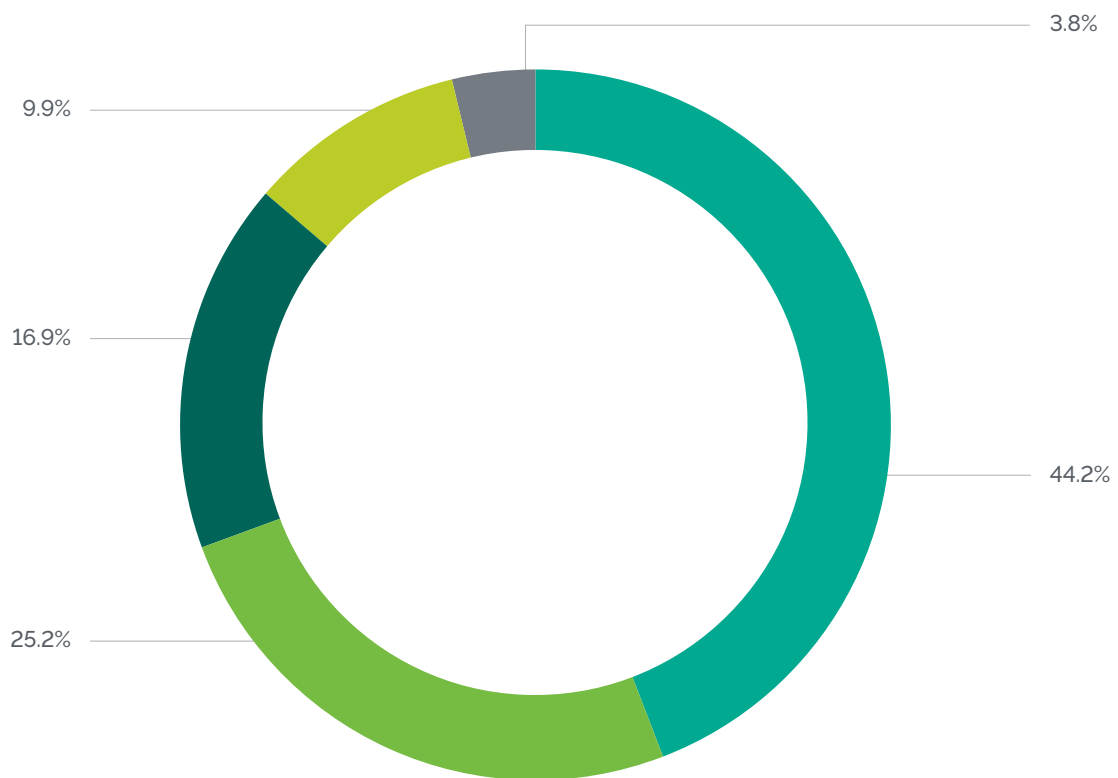
	AVERAGE HOUSING FEES PER YEAR AY 2021–2022		
	BEIRUT CAMPUS	BYBLOS CAMPUS	UNIVERSITY-WIDE
Single Room	\$11,104	\$6,870	\$8,987
Shared Room	\$7,210	\$4,485	\$5,848

CLASS SIZE

Fall 2021

SCHEDULE TYPE	1 – 20	21 – 30	31 – 40	41 – 50	ABOVE 50
Lab	194	30	2	2	-
Language	22	183	30	-	-
Lecture	368	217	263	174	67
Seminar	11	3	-	-	-
Studio	165	14	4	-	-
Workshop	22	-	-	-	-
Total	782	447	299	176	67

Class Size



LIBRARY AND OTHER INFORMATION RESOURCES

Academic Year 2020–2021



▀ Affiliations

The Lebanese American University maintains library affiliations with local, regional and international associations and organizations. These include:

- ▀ The Lebanese Library Association (LLA), since 1995. LLA was founded in Beirut in 1960 "to improve the standard of libraries and librarians and to encourage scientific and literary research in Lebanon."
- ▀ The American Library Association (ALA), since 1985. Founded in October 6, 1876, ALA's mission is "to provide leadership for the development, promotion and improvement of library and information services and the profession of librarianship in order to enhance learning and ensure access to information for all."
- ▀ American International Consortium of Academic Libraries (AMICAL), since 2004; AMICAL is an international consortium of American-model, liberal arts institutions of higher learning. Its mission is to advance learning, teaching and research through the collaborative development of library and information services and curricular resources at member institutions;
- ▀ Lebanese Academic Library Consortium (LALC), since 2002 (four private institutions – the American University of Beirut, the Lebanese American University, Notre-Dame University and the University of Balamand – initially established the Lebanese Academic Library Consortium (LALC), the first library consortium in Lebanon aimed at cooperating in subscriptions to one or more online resources, and have since been joined by Université Saint-Esprit de Kaslik, University Saint Joseph, Beirut Arab University and Haigazian University);
- ▀ The Lebanese Interlibrary Loan/Document Delivery Services consortium (LIDS), since 2007 (established by LAU in cooperation with Kaslik University, Notre Dame University and University of Balamand, and recently joined by the United Nations Economic and Social Commission for Western Asia-Commission of Lebanon (ESCWA), Haigazian University, Middle East University, Beirut Arab University, American University of Beirut and Banque Du Liban or Lebanese Central Bank);
- ▀ OCLC, since 2008 (a non-profit library service and research worldwide organization in which almost 25,900 libraries, archives and museums in 170 countries are members). Thanks to a Libraries Very Interested in Sharing (LVIS) agreement signed through OCLC, LAU libraries can now share resources with more than 4,000 libraries around the world for free).



LIBRARY AND OTHER INFORMATION RESOURCES 2020–2021

Expenditures / FTE Student

Materials	\$154.34
Salaries & Wages (permanent staff)	\$120.24
Salaries & Wages (student employees)	\$0.05
Other Operating expenses	\$121.21

Collections

Percent available physically	35%
Percent available electronically	65%
Number of digital repositories	7,531

Personnel (FTE)

Librarians – Beirut Campus	8
Librarians – Byblos Campus	8
Other library personnel – Beirut Campus	12
Other library personnel – Byblos Campus	6

Availability/attendance

Hours of operation/week – Beirut campus	40
Hours of operation/week – Byblos campus	40

CONSORTIA/PARTNERSHIPS

Lebanese Academic Library Consortium (LALC) <http://lalc.lau.edu.lb/>

Lebanese ILL/DD Services Consortium (LIDS) <https://www.facebook.com/LIDS-Consortium-714676411911054/>

AMICAL Consortium <https://www.amicalnet.org/>


INFORMATION TECHNOLOGY RESOURCES

Academic Year 2020–2021

INFORMATION TECHNOLOGY RESOURCES	
Course Management System	
Number of classes using the system	2,936
Number of students (having seats) on system	97,214
Bandwidth	
On-Campus Network	10 Gbps
Off-Campus Access – Commodity Internet	1.2 Gbps
Wireless Protocol(s)	802.11 a/b/g/n/ac/ax
Network	
Percent of residence halls connected to network	
Wired	100%
Wireless	100%
Percent of classrooms connected to network	
Wired	100%
Wireless	100%
Public wireless ports	7,000
Public computers connected to network	1,601
Public computers connected to network in libraries	338
Multimedia Classrooms (Percent)	
Beirut campus	100%
Byblos campus	100%
Smart Classrooms	
Beirut campus	72 classrooms/19 labs
Byblos campus	55 classrooms/84 labs
New York Academic Center	10
PCs and Laptops	
Beirut campus	562
Byblos campus	1,146
IT Personnel (FTE)	
Beirut campus	26
Byblos campus	9

SOFTWARE SYSTEMS AND VERSIONS

Students	Banner 9, Blackboard Learn, Portal on MS Sharepoint, MS Office365, Starfish, Blue, Laserfiche, etc...
Finances	E-business Suite v 12.13
Human Resources	E-business Suite v 12.13
Advancement	Raiser's edge 7.96
Library	Olib 9 SP11, Ereserve 5.7, PaperCut v. 19, Annahar
Interactive Video Conferencing	CISCO



STUDENT CLUBS

Clubs are initiated and organized by students, for students, and focus on a wide range of interests including academic majors, culture, sports, human rights and the arts. They provide students with opportunities to engage in extracurricular pursuits and hobbies and to establish diverse relationships, thereby contributing to LAU's goal of developing the whole person.

Beirut Campus

Aie Club	Education Club	Marketing Club
Animal Care Club	Entrepreneurship Club	Mathematics Club
Astronomy Club	Environment Club	Motorsports Club
Bioinformatics Club	Event Organization Club	Music Club
Biotechnology Club	Fashion Club	Neuroscience Club
Billiard Club	Finance Club	Nutrition & Food Science Club
Chess Club	Fitness Club	Photography Club
Civic Welfare Club	Gamers Club	Physics Club
Cinema Club	Hospitality Club	Pre-Med Club
Computer Science Club	Human Rights Club	Psychology Club
Consulting Club	Hype Club	Red Cross Club
Cycling Club	I in Ethics Club	Science Club
Data Analytics Club	International Affairs Club	Social Work Club
Design Club	Intersectional Feminist Club	The Page Turner Club
Discover Lebanon Club	Investment Club	TEDxLAU Club
Economics Club	Life Skills Club	

Byblos Campus

180 Degrees NGO Consulting Club	First Responder Club
American Society of Mechanical Engineers Club (ASME)	Football Fan Club
Architecture and Design club	Gender and Sexuality Club
Armenian Club	Human Rights Club
Artificial Intelligence and Cognitive Science Club (AICS)	Institute of Electrical and Electronics Engineers (IEEE) Club-IEEE Student Branch
Arts Club	Institute of Industrial Engineers (IIE)Club
American Society of Civil Engineers Club (ASCE)	International Affairs Club
Association of Energy Engineers (AEE)	Japanese Cultural Club
Astronomy Club	Lebanese Medical Students International Committee (LeMSIC)
Automotive Club	Logistics-Automation Club
Bioinformatics Club	Medical Students Association (MSA) Club
Book Club	Music Club
Cedars Club	NAPHAS Club
Chem Club	Nursing Club
Chess Club	Petroleum Club
Civic Welfare Club	Premedical Society club
Consulting club	Psychology Club
Developer Student Club	Robotics Club
Discovery 4 Views	Rotaract Club
Economics Club	Student Volunteering club
Environmental Club	Women Health Association Club
Event Planning Club	
Family Business and Entrepreneurship Club	

CENTERS AND INSTITUTES

The Lebanese American University boasts a total of 23 specialized centers and institutes, offering vast opportunities for research and training. These centers and institutes hold conferences, workshops, seminars and community outreach programs throughout the year, providing specialized knowledge, training and access to information and resources to students, researchers, faculty and professionals around the globe.

Centers and Institutes

Arab Institute for Women

Center for Innovative Learning

Center for Integrative research

Center for Lebanese Heritage

Center for Lebanese Studies

CISCO Institute

Clinical Simulation Center

Early Childhood Center

Institute for Banking and Finance

Institute for Human Resources

Institute for Media Research and Training

Institute for Migration Studies

Institute for Social Justice and Conflict Resolution

Institute for Water Resources & Environmental Technologies

Institute for Environmental Studies & Research

Institute of Family and Entrepreneurial Business

Institute of Hospitality and Tourism Management Studies

Institute of Islamic Art and Architecture

LAU Fouad Makhzoumi Innovation Center

Software Institute

Summer Institute for Intensive Arabic Language and Culture

Teacher Training Institute

Writing Center

