



DEPARTMENT OF INSTITUTIONAL
RESEARCH AND ASSESSMENT

FACT BOOK

**2021
2022**

FACT BOOK

2021
2022

TABLE OF CONTENTS

PREFACE

4

ABOUT THE DEPARTMENT OF INSTITUTIONAL RESEARCH AND ASSESSMENT

6

Mission Statement

7

Goals

7

Team Members

7

GENERAL INFORMATION

8

About the Institution

8

The Mission, Values and Vision of the Lebanese American University

10

CHARTER AND ACCREDITATION

12

Charter

12

Accreditation

12

Institutional Accreditation

12

Program Accreditation

13

ADMINISTRATION

14

LAU Presidents

14

Board of Trustees

16

University Officers

17

Organizational Chart – Institution

25

ADMISSIONS

26

Admissions Profile

27

Student Admissions by Level

28

Applications from Lebanese High Schools

29

Student Admissions by School

30

New USAID-USP Student Cohort

30

First-time Undergraduate Student Admissions by School*

31

Average SAT Scores of Accepted First-time Students

31

School Type of Accepted First-time Students

31

ENROLLMENT

32

Enrollment by Level

33

Student Enrollment by Gender and Status

34

Enrollment by Level and School

35

Enrollment by Program

36

Headcount FTE and Headcount Enrollment for Degree Seeking and Non-degree Seeking Students

40

Student Enrollment by Headcount, Credit Hours and Headcount FTE

41

Enrollment by Place of Origin

42

Retention Rates: First-time Students

43

Bachelor's Degree Retention Rates: by School

44

Undergraduate Degree Seeking Students: Year-to-year Retention, Graduation and Attrition Rates

45

Enrollment in Selective Undergraduate Programs

46

Enrollment in Distance Learning Programs

46

Enrollment in SINARC Program

46

Enrollment in Continuing Education Program (CEP)

46

DEGREES CONFERRED

48

Degrees Conferred by School

50

Degrees Conferred by Degree Level

51

Undergraduate Degree Programs and Majors Offered	52
Graduate Degree Programs and Majors Offered	55
Doctoral / Professional Practice Degree Programs and Majors Offered	56
Bachelor's Degrees 150% Graduation Rates	57
Bachelor's Degrees Six-year Graduation Rates	58
ACADEMIC AND STUDENT RELATED INFORMATION	60
Honor and Distinguished Undergraduate Students	61
Honor, Distinction and High distinction Graduating Students	62
Student Financial Aid Program	63
Distribution of Financial Aid Awards	64
Trends in Financial Aid	65
Tuition and Fees	66
Student Housing	70
Class Size	71
Library and Other information Resources	72
Information Technology Resources	74
Student Clubs	76
Centers and Institutes	77
FACULTY AND STAFF	78
Full-time Faculty by Gender and School	79
Physicians at LAUMC-RH and LAUMC-SJH	79
Full-time Faculty by Rank, Gender and School	80
Highest Degree Earned by Full-time Faculty	82
Full-time Faculty with Doctoral Degrees	83
Full-time Faculty Age Range by Rank	83
Full-time Faculty by Nationality	84
Part-time Faculty by School and Gender	85
Highest Degree Earned by Part-time Faculty	86
Faculty FTE by School	87
Student-Faculty Ratio	87
Staff by Employment Type and Gender	88
ALUMNI	90
Alumni Chapters	90
Alumni Chapters by Region	92
Alumni by Gender	92
Alumni by Residence	93
FINANCIAL INFORMATION	94
Finances	95
Expenses by Function	96
Trends in Revenues (In \$)	97
Trends in Expenditures (In \$)	98
UNIVERSITY COMMUNICATION	100
University Publications	101
Public Disclosure	102
PHYSICAL FACILITIES	108

PREFACE

On behalf of the university, I am proud to present the LAU Fact Book covering Academic Year 2021–2022. Compiled by the [Department of Institutional Research and Assessment \(DIRA\)](#) and published annually, this record captures essential facts and figures about LAU.

To ensure the integrity and consistency of information for official reporting, DIRA collects, analyzes, warehouses and disseminates data that feeds into administrative planning, policy formulation, assessment, accreditation and institutional effectiveness initiatives carried out by the university leadership.

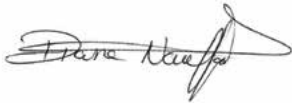
As such, the Fact Book is the product of meticulous research and analysis – a go-to document that builds a comprehensive picture of LAU and serves as a reference for both statistical and historical information about the university.

For the most up-to-date information about LAU, I encourage you to visit the [DIRA website](#). A downloadable version of the fact book is [available here](#), while printed copies are available upon request.

I would like to extend my sincere thanks to various members of the LAU community who help us gather and incorporate new information every year.

DIRA also welcomes any comments and suggestions. Please feel free to contact me at diane.nauffal@lau.edu.lb, Ext. 1232.

Sincerely yours,



Diane I. Nauffal, PhD

Assistant to the President for Institutional Research and Assessment
Department of Institutional Research and Assessment





ABOUT THE DEPARTMENT OF INSTITUTIONAL RESEARCH AND ASSESSMENT





MISSION STATEMENT

The Department of Institutional Research and Assessment (DIRA) at the Lebanese American University collects, analyzes, warehouses, and disseminates data about the continuum of functions of the institution – educational, administrative and support. It ensures the integrity and consistency of information for official reporting and provides support for the institution's decision-makers in planning, policy formulation, assessment and institutional effectiveness initiatives.

GOALS

Within the stated mission, DIRA's goals are as follows:

- Support evidence-based decision-making and integrated planning;
- Oversee institutional reporting;
- Strengthen assessment culture throughout university;
- Oversee institutional reporting.

TEAM MEMBERS

Diane Issa Nauffal, PhD

Assistant to the President
for Institutional Research
and Assessment

Phone: 961-1-786456 Ext. 1232

E-mail: diane.nauffal@lau.edu.lb

Nadine Wehbe, MBA

Senior Assessment Officer

Phone: 961-1-786456 Ext. 1384

E-mail: nadine.wehbe@lau.edu.lb

Joanna Tannous, MBA

Institutional Research Officer

Phone: 961-9-547254 Ext. 2338

E-mail: joanna.tannous@lau.edu.lb

Amal Sawaya, ME

Lead Institutional Research Associate

Phone: 961-1-786456 Ext. 1338

E-mail: amal.sawaya@lau.edu.lb

Maya Reda, BS

Institutional Research Officer

Phone: 961-1-786456 Ext. 1484

E-mail: maya.reda@lau.edu.lb

George Achkar, BS

Senior Institutional Research Officer

Phone: 961-1-786456 Ext. 3906

E-mail: georges.elachkar@lau.edu.lb

GENERAL INFORMATION

ABOUT THE INSTITUTION

History and Location

The Lebanese American University (LAU), a leading private higher education institution in Lebanon, operates under a charter from the Board of Regents of the University of the State of New York. LAU is accredited by the Commission on Institutions of Higher Education of the New England Commission of Higher Education (NECHE).

LAU is a nonsectarian institution guided by a deeply rooted sense of shared ethical values. The university began as a women's college in 1924, with origins extending back to 1835, when the Ottoman Empire's first school for girls was founded. LAU expanded over the decades, catering to the growing educational needs of Lebanon, the Middle East and beyond. Today, LAU boasts seven schools, along with 21 centers and institutes. Dynamic and distinguished faculty members research and teach in a wide range of academic disciplines.

LAU's two main campuses are located on leafy hillsides by the Mediterranean Sea, around 43 kilometers apart, putting LAU within easy reach of all areas of Lebanon. The Byblos and Beirut campuses offer similarly structured programs in the arts, sciences and business. Programs in nursing and medicine, as well as junior and senior-year courses in engineering and pharmacy, are offered exclusively in Byblos.

LAU still continues to expand today. With the establishment of its New York Headquarters and Academic Center and a new executive center in Beirut Central District, LAU continues its journey of perpetual improvement and progression.

Accreditation

LAU is accredited by the New England Commission of Higher Education (NECHE), formerly the Commission on Institutions of Higher Education of the New England Association of Schools and Colleges, Inc. In 2014, LAU underwent a comprehensive evaluation and was reaccredited for a ten-year period.

Academic Schools and Colleges

The University comprises seven schools: The School of Architecture and Design, the School of Arts and Sciences, the Adnan Kassar School of Business, the School of Engineering, the Gilbert and Rose-Marie Chagoury School of Medicine, the Alice Ramez Chagoury School of Nursing, and the School of Pharmacy.





▼ *Academic Programs and Degrees Conferred*

Academic offerings include 63 degree programs in 54 different major fields: 37 bachelor's degree programs, 20 master's degree programs, 2 professional degree programs, 1 graduate diploma and 2 post-bachelor's diplomas.

During the Academic Year 2020–2021, the university awarded 1,814 bachelor's degrees, 231 master's degrees, 83 doctoral/professional practice degrees and 43 post-bachelor's diplomas.

▼ *Faculty*

Full-time faculty for fall 2021 totaled 297, of whom 32 hold the rank of professor, 112 the rank of associate professor and 69 the rank of assistant professor. 80 percent of the full-time faculty hold a doctorate or other terminal degree. Full-time physicians for the academic year 2021–2022 totaled 250.

▼ *Enrollment*

With 6,946 undergraduates, 793 graduates and 273 students in doctoral/professional practice degree programs, enrollments in fall 2021 totaled 8,012. Of the 7,174 full-time students, 92 percent are undergraduates, 4 percent are graduate students and 4 percent of the students are enrolled in doctoral/professional practice degree programs. The undergraduate student body is 49 percent male. Of the total number of students enrolled, 1,206 are from 77 foreign countries.

▼ *Admissions / Retention*

2,138 undergraduate students are enrolled for the fall 2021. 35 percent of all first-time applicants enrolled. 3,885 or 94 percent of accepted first-time students attended schools within Lebanon. 396 or 51 percent of graduate students were accepted, and 56 percent enrolled in fall 2021. Of the students in doctoral/professional practice degree programs, 149 or 46 percent were accepted, and 62 percent enrolled in the Academic Year 2021–2022.

▼ *Finance*

LAU's operating budget for 2020–2021 was \$181,444,626, an 11 percent decrease from the 2019–2020 budget, reflecting the university's careful expenditure policy on growth and expansion especially during the country's economic crisis and the ongoing pandemic. 23 percent of this was earmarked for student financial aid.

▼ *Physical Facilities*

LAU campuses occupy 345,143 square meters of space, of which the Beirut campus represents 27,500 square meters and the Byblos campus 317,643 square meters. The university is also a major shareholder in the LAU Medical Center-Rizk Hospital and the LAU Medical Center-Saint John's Hospital.

THE MISSION, VALUES AND VISION OF THE LEBANESE AMERICAN UNIVERSITY

✓ Mission

The Lebanese American University is committed to academic excellence, student centeredness, civic engagement, the advancement of scholarship, the education of the whole person, and the formation of leaders in a diverse world.

✓ Values

In both planning for its future as well as conducting its ongoing daily activities, LAU seeks to act in a manner that is guided by a deep-rooted sense of shared ethical values and aspirations. Built upon this foundation, LAU:

- ✓ Draws its fundamental inspiration from the devotion of its Presbyterian Founders to always seek the Truth, respect human dignity, promote gender equality, and be inclusive;
- ✓ Provides educational opportunities as one university with multiple campuses, each with distinctive gifts and attributes;
- ✓ Commits to academic and service excellence throughout the institution;
- ✓ Demonstrates dignity and respect for and from the Board, faculty, staff and students in word and in deed;
- ✓ Celebrates the accomplishments and contributions of all members of the LAU community;
- ✓ Succeeds because its people take pride of ownership and are held accountable for their actions;
- ✓ Works together as an extended family community that reflects the highest ethical and moral standards;
- ✓ Enables individuals to find their own spiritual and personal fulfillment while ever sensitive to the changing global village in which they live;
- ✓ Promotes its students' social connectedness to Lebanon, and encourages their commitment to social justice and democracy.

✓ Vision

LAU's vision is driven by its mission and values, and is carried out by:

- ✓ Providing access to a superior education for diverse undergraduate and graduate students and lifelong learners;
- ✓ Attracting and retaining distinguished faculty who excel in teaching, research and community service;
- ✓ Enrolling and retaining academically qualified and diverse students;
- ✓ Embracing liberal arts in all curricula;
- ✓ Creating opportunities for rigorous research and the dissemination of knowledge;
- ✓ Developing a close-knit community that excels academically, is intellectually stimulating, and religiously, ethnically and socio-economically diverse;
- ✓ Attracting and retaining a highly qualified staff committed to excellence in service;
- ✓ Fostering collaboration across the university in teaching, learning, research and service;
- ✓ Providing state-of-the-art infrastructure and support services that enrich the student, faculty and staff experience;
- ✓ Developing world citizens with a deep sense of civic engagement;
- ✓ Promoting the values of peace, democracy, and justice.





CHARTER AND ACCREDITATION



CHARTER

LAU is chartered by the Board of Regents of the University of the State of New York. The University of the State of New York is the sole entity authorized by the State of New York to incorporate higher education institutions and authorize them to confer degrees.

Beirut College for Women (which was to become LAU) was granted a provisional charter by the Board of Regents in 1950, and an absolute charter five years later. Since then, the charter has been amended several times in response to the institution's growth.

The University of the State of New York is a large system of educational services, including thousands of schools, colleges, universities, museums, libraries and other institutions. Its Board of Regents sets overall education policy for the State of New York and chooses a Commissioner of Education, who serves as president of the University of the State of New York and heads the New York State Education Department.

ACCREDITATION

Degrees awarded by LAU are officially registered with the Ministry of Higher Education in Lebanon and with the Board of Education in the State of New York.

INSTITUTIONAL ACCREDITATION

LAU is accredited by the New England Commission of Higher Education (NECHE), formerly the Commission on Institutions of Higher Education of the New England Association of Schools and Colleges, Inc.

PROGRAM ACCREDITATION

1. School of Architecture and Design

Bachelor of Architecture

The School of Architecture and Design (SArD) has been granted official accreditation for its Bachelor of Architecture effective January 2019 by the American National Architectural Accrediting Board (NAAB), the only agency recognized by registration boards in US jurisdictions to accredit professional degree programs in architecture. The NAAB accreditation entitles graduates of the BArch program, who have the legal right to work in the United States, to sit for the licensure exam in the US, provided they complete the required training. For more information on the NAAB: <https://www.naab.org/>.

In addition to being accredited by the National Architectural Accrediting Board in the US, the Bachelor of Architecture Program at LAU is officially recognized by the French government as equivalent to the *Diplôme d'Etat d'Architecte* (DEA), that allows its holder to register for training leading to "*l'habilitation de l'architecte diplômé d'Etat à l'exercice de la maîtrise d'oeuvre en son nom propre*."

Bachelor of Design Programs

LAU became an accredited institutional member of the National Association of Schools of Art and Design (NASAD) as of August 18, 2020. NASAD accreditation covers the BA in Fine Arts, the BFA in Interior Design, the BFA in Graphic Design, the BFA in Fashion Design and the MA in Islamic Art programs. For more information on NASAD: <https://nasad.arts-accredit.org/>.

2. School of Arts and Sciences

Bachelor of Science in Computer Science

LAU's BS in Computer Science program is accredited by the Computing Accreditation Commission of ABET, <https://www.abet.org>.

Bachelor of Science in Nutrition and Dietetics Coordinated Program (CP)

The BS in Nutrition and Dietetics Coordinated Program (CP) at the School of Arts and Sciences has been granted candidacy for accreditation by the accrediting agency for the Academy of Nutrition and Dietetics in the US. As the first step in a four-year accrediting process, the candidacy by the Accreditation Council for Education in Nutrition and Dietetics (ACEND) grants current and future students the same rights of a fully accredited program.

Out of only seven international programs with ACEND accreditation, the CP in the Department of Natural Sciences is the only dietetics education program with a concentration in Interprofessional Education (IPE). It is also the only one in Lebanon to have an IPE approach.

3. Adnan Kassab School of Business

The Adnan Kassab School of Business (AKSOB) is accredited by the Association to Advance Collegiate Schools of Business (AACSB) International. In addition, AKSOB's Hospitality and Tourism Program is accredited by the Accreditation Commission for Programs in Hospitality Administration (ACPHA).

AKSOB's portfolio includes three undergraduate degree programs: BS in Business Studies, BS in Economics, and BS in Business Emphasis Hospitality and Tourism Management; and six graduate degree programs: Master in Business Administration (MBA), Executive Master in Business Administration (EMBA), MA in Applied Economics, Master in Laws (LLM), Master of Science in Human Resources Management (MS HRM) and Online MBA in Global Business Administration.

4. School of Engineering

Bachelor of Engineering Programs

The Bachelor of Engineering programs in Civil, Computer, Electrical, Industrial and Mechanical Engineering are all accredited by the Engineering Accreditation Commission of the Accreditation Board for Engineering and Technology (ABET), <http://www.abet.org>.

In addition, the BE in Civil Engineering Computer Engineering, Electrical Engineering, Industrial Engineering and Mechanical Engineering are accredited by the Federation of Arab Engineers.

5. Alice Ramez Chagoury School of Nursing

Bachelor of Science in Nursing

The Bachelor of Science in Nursing at the Alice Ramez Chagoury School of Nursing is accredited by the Commission on Collegiate Nursing Education (CCNE), <https://www.aacnnursing.org/CCNE>

6. School of Pharmacy

Doctor of Pharmacy

The School of Pharmacy is a full member of the American Association of Colleges of Pharmacy (AACP). Currently, the Doctor of Pharmacy program at LAU is the only one outside the United States that is accredited by the Accreditation Council for Pharmacy Education (ACPE). PharmD graduates are eligible for licensure as pharmacists in most US states and provinces.

ADMINISTRATION

LAU PRESIDENTS

PRESIDENT'S NAME	YEARS OF SERVICE
Frances Irwin	1924 – 1935
Winifred Shannon	* 1935 – 1937
William A. Stoltzfus	1937 – 1958
James H. Nicol	* 1941 – 1943
Rhoda Orme	* 1954 – 1955
Grace Loucks Elliot	* 1958 – 1959
Frances M. Gray	1959 – 1965
Salwa Nassar	1965 – 1967
Cornellius B. Houk	* 1967
Marie Sabri	1967 – 1969
William H. Schechter	1969 – 1973
Albert Y. Badre	1973 – 1982
Riyad F. Nassar	1982 – 2004
Joseph G. Jabbra	2004 – 2020
Michel E. Mawad	2020 – present

* Acting president







BOARD OF TRUSTEES

BOARD OF TRUSTEES

Mr. Philip Stoltzfus – *Chairman*

Mr. Mike Ahmar – *Vice-Chair*

Mr. Antoine N. Frem – *Secretary*

Mr. Thomas Abraham

Dr. Johnny B. Awwad

Mrs. Sallama Bu Haydar Al Sayegh

Mr. George Doumet

Mr. Raymond Debbane

Mr. Nijad Fares

Mrs. Eva Kotite Farha

Ambassador Edward M. Gabriel, Ret.

Sheikh Walid Katibah

Dr. Moise Khayrallah

Rev. Rebecca Kirkpatrick

Mrs. May Makhzoumi

Mrs. Darla Moore

Dr. Francois Nader, MD, MBA

Mr. Ghassan M. Saab

Sheikha Intisar Salem Al Ali Al Sabah

Dr. H. John Shammas, MD

Mr. Peter Tanous

Dr. Edmond D. Villani

Mr. Robert Worley

Mr. Elie Habib

Ex-Officio Members

Rev. Elmarie Parker

Rev. Joseph Kassab

Dr. Michel E. Mawad

Dr. Mirvat El Sibai

UNIVERSITY OFFICERS

Fall 2021

UNIVERSITY OFFICERS

Officer	Highest Degree Earned	Administrative Title
Michel E. Mawad	MD	President
George E. Nasr	PhD	Provost
Elise Salem	PhD	Vice President for Student Development and Enrollment Management
Roy Majdalani	MBA	Vice President for Administration
Charles Abou Rjeily	License, CPA	Vice President for Finance
George K. Najjar	PhD	Vice President for Advancement
Tony Zreik	MD	Vice President for Health Affairs
Elie Badr	PhD	Vice President for Business Development and Global Affairs
Nour Hajjar	LLB	General Counsel

DEANS OF SCHOOLS

Officer	Highest Degree Earned	Administrative Title
Elie Haddad	PhD	Dean of the School of Architecture and Design
Cathia Jenainati	PhD	Dean of the School of Arts and Sciences
Wassim Shahin	PhD	Dean of the Adnan Kassar School of Business
Lina Karam	PhD	Dean of the School of Engineering
Sola Bahous	MD, PhD	Interim Dean of the Gilbert and Rose-Marie Chagoury School of Medicine
Costantine Daher	PhD	Interim Dean of the Alice Ramez Chagoury School of Nursing
Imad Btaiche	PharmD	Dean of the School of Pharmacy
Samer Saab	PhD	Dean of Graduate Studies & Research

OFFICE OF THE PRESIDENT OFFICERS

Officer	Highest Degree Earned	Administrative Title
Diane Issa Nauffal	PhD	Assistant to the President, Institutional Research and Assessment
Christian Oussi	MA	Senior Advisor to the President for Public Affairs
Saad El Zein	BS	Assistant to the President for Special Projects
Khaled Abul Husn	MBA, CPA	Director, Internal Audit
Myriam Sfeir	MA	Director, Arab Institute for Women

ACADEMIC AFFAIRS OFFICERS

Officer	Highest Degree Earned	Administrative Title
Barbar Akle	PhD	Assistant Provost
Rula Diab	PhD	Assistant Provost
School of Architecture & Design		
Elie Haddad	PhD	Dean
Sophie Khayat	DES	Assistant Dean
Maroun Daccache	PhD	Chair, Architecture & Interior Design
Hanibal Srouji	MF	Chair, Art & Design
Roula El Khoury	MArch	Associate Chair, Architecture & Interior Design
Maria Bahous	MA	Associate Chair, Art & Design
School of Arts & Sciences		
Cathia Jenainati	PhD	Dean
Haidar Harmanani	PhD	Associate Dean
Samer Habre	PhD	Assistant Dean
Robin Ishac Taleb	PhD	Assistant Dean
Vahid Behmardi	PhD	Chair, Communication, Arts & Languages
Nader El Khatib	PhD	Chair, Computer Science & Mathematics
Rony Khnayzer	PhD	Chair, Liberal Education
Brigitte Wex	PhD	Chair, Natural Sciences
Marwan Rowayheb	PhD	Chair, Social & Education Sciences



ACADEMIC AFFAIRS OFFICERS

Officer	Highest Degree Earned	Administrative Title
Adnan Kassar School of Business		
Wassim Shahin	PhD	Dean
Abdallah Dah	PhD	Associate Dean
Salpie Djoundourian	PhD	Associate Dean
Guy Assaker	PhD	Assistant Dean
Ghassan Dibeh	PhD	Chair, Economics
Wissam Abdallah	PhD	Chair, Finance & Accounting
Said Ladki	PhD	Chair, Hospitality & Tourism Management
Manal Yunis	PhD	Chair, Information Technology & Operations Management
Josiane Sreih	PhD	Chair, Management Studies
Maya Farah	PhD	Chair, Marketing
Ali Fakih	PhD	Associate Chair, Economics
School of Engineering		
Lina Karam	PhD	Dean
Michel Khoury	PhD	Associate Dean
Caesar Abi Shdid	PhD	Chair, Civil Engineering & Program Coordinator Petroleum Engineering
Dani Tannir	PhD	Chair, Electrical and Computer Engineering & Program Coordinator Mechatronics Engineering
Wassim Habchi	PhD	Chair, Industrial and Mechanical Engineering
Ali Ammouri	PhD	Coordinator, Beirut Campus Engineering Programs

ACADEMIC AFFAIRS OFFICERS

Officer	Highest Degree Earned	Administrative Title
---------	-----------------------	----------------------

Gilbert and Rose-Marie Chagoury School of Medicine

Sola Aoun Bahous	MD, PhD	Interim Dean & Associate Dean for Medical Education
Vanda Abi Raad	MD	Assistant Dean, Faculty Affairs and Development
Rajaa Chatila	MD	Assistant Dean, Graduate Medical Education
Andre Megarbane	MD, PhD	Assistant Dean, Research
Elie Abi Nader	MD	Acting Chair, Anesthesiology
Zeina Tannous	MD	Chair, Dermatology
Andre Megarbane	MD, PhD	Chair, Human Genetics
Jacques Mokhbat	MD	Chair, Internal Medicine
Hussein Farhat	MD	Acting Chair, Laboratory Medicine
Daniel Mahfoud	MD	Acting Chair, Medical Imaging
Nancy Maalouf	MD	Acting Chair, Neurology
Karl Jallad	MD	Acting Chair, Obstetrics and Gynecology
Jamal Bleik	MD	Chair, Ophthalmology
Chahine Assi	MD	Chair, Orthopedic Surgery and Trauma
Rami Saade	MD	Acting Chair, Otolaryngology
Noha Doueih	MD	Acting Chair, Pathology
Gerard Wakim	MD	Acting Chair, Pediatrics
Chahine Assi	MD	Acting Chair, Surgery

Alice Ramez Chagoury School of Nursing

Costantine Daher	PhD	Interim Dean
------------------	-----	--------------

School of Pharmacy

Imad Btaiche	PharmD	Dean
Roy Kanbar	PharmD, PhD	Associate Dean, Academic Affairs
Lamis Karaoui	PharmD	Assistant Dean, Student Affairs Director, Experiential Education
Soumana Nasser	PharmD	Chair, Pharmacy Practice
Mohammad Mroueh	PhD	Chair, Pharmaceutical Sciences

Graduate Studies & Research

Samer Saab	PhD	Dean
Walid Marrouch	PhD	Assistant Dean

Library

Houeida Charara	MS	Lead Director, Collection Management
Marie-Therese Mitri	MA	Senior Director, Public Services, Research & Instruction

ACADEMIC AFFAIRS OFFICERS

Officer	Highest Degree Earned	Administrative Title
Continuing Education		
Charbel Azar	MBA	Director
George Obeid	BA	Deputy Director
Grants & Contracts		
Mario Rebeiz	MA	Director, Grants & Contracts
Eliane El-Beyrouthy	MS	Director, Finance, Grants & Contracts
Title IX		
Jennifer Skulte-Ouaiss	PhD	Director

STUDENT DEVELOPMENT AND ENROLLMENT MANAGEMENT OFFICERS

Officer	Highest Degree Earned	Administrative Title
Enrollment Management		
Abdo Ghié	MAP	Assistant Vice President, Enrollment Management
Dean Of Students		
Raed Mohsen	PhD	Dean, Beirut
Jad Abdallah	PhD	Dean, Byblos
Admissions		
Nada Kassem Hajj	MS	Senior Director
Athletics		
Sami Garabedian	MS	Senior Director, Beirut
Joe Moujaes	MS	Lead Director, Byblos
Financial Aid and Scholarships		
Ghada Abi Fares	MBA	Senior Director
International Services		
Dina Abdul Rahman	MBA	Director
Registrar		
Annie Lajinian-Magarian	MEd	Senior University Registrar
Eddy Yerevant Juvelekian	MS	Senior Associate Registrar
Residence Halls		
Suzy Saba	TS	Senior Manager, Byblos
Student Services		
Aya El Mir	MBA	Director
Zeina Trad Barakat	MBA	Director

ADMINISTRATION OFFICERS

Officer	Highest Degree Earned	Administrative Title
Business Services		
Jassim Osman	BE	Senior Director, Auxiliary Services
Gaby Salameh	BS	Director, Hospitality Services
Emad Abdenmour	ME	Director, Procurement
Facilities Management		
Georges Hamouche	MS	Assistant Vice President, Facilities Management
Shaheen Bou Jawdeh	LLM	Executive Director, Project Management & Contract Administration
Nabil Bedran	BE	Senior Director, Capital Construction Management
Toufic Smayra	PhD	Senior Director, Capital Construction Management
Joseph Shebaya	Diplome	Executive Director, Planning and Renovations
Roger El-Haddad	MBA	Senior Director, Physical Plant, Beirut
Ziad Haddad	MBA	Senior Director, Physical Plant, Byblos
Roula Boustany	BE	Lead Director, Operations & Maintenance
Human Resources		
Charbel Aoun	MBA	Assistant Vice President, Human Resources
Nicolas Majdalani	License	Senior Director, BPR & HR Analytics
Ruba Nassar Tohme	MBA	Senior Director, Compensation & Benefits
Antoinette Daher	Maitrise	Lead Director, Campus Compensation & Benefits
Grace Lebbos	EMBA	Executive Director, Staff Relations & Development
Indji Dagher	BA	Director, Staff Recruitment
Information Technology		
Camille Abou-Nasr	BE	Assistant Vice President, Information Technology
Roula Hage	Diplome	Senior Director, IT Applications & Solutions
Imad Musleh	BS	Senior Deputy Director, IT Applications & Solutions
Hamid Saliba	Diplome	Senior Director, IT Infrastructure
Rodolph Aouad	License	Director, IT Security
Hady Tanissa	MS	Senior Director, IT Support
Protection		
Major Ahmad Hassouna	Lieutenant	Senior Director, Protection

FINANCE OFFICERS


Officer	Highest Degree Earned	Administrative Title
Budget and Financial Planning		
Naji Medlej	DEA	Executive Director, Budgets and Financial Planning
Finance Operations		
Elias Kassis	License	Assistant Vice President, Operations
Rola Fares	BS	Comptroller, Finance Operations, Beirut
Michel Chahine	MS	Senior Comptroller, Finance Operations, Byblos
Finance Corporate Affairs		
Simon Sakr	MBA	Assistant Vice President, Corporate Affairs
Farid El Daoud	MBA	Comptroller, Accounting & Financial Reporting
Joe Nohra	EMBA	Director, Personnel Accounts

UNIVERSITY ADVANCEMENT OFFICERS

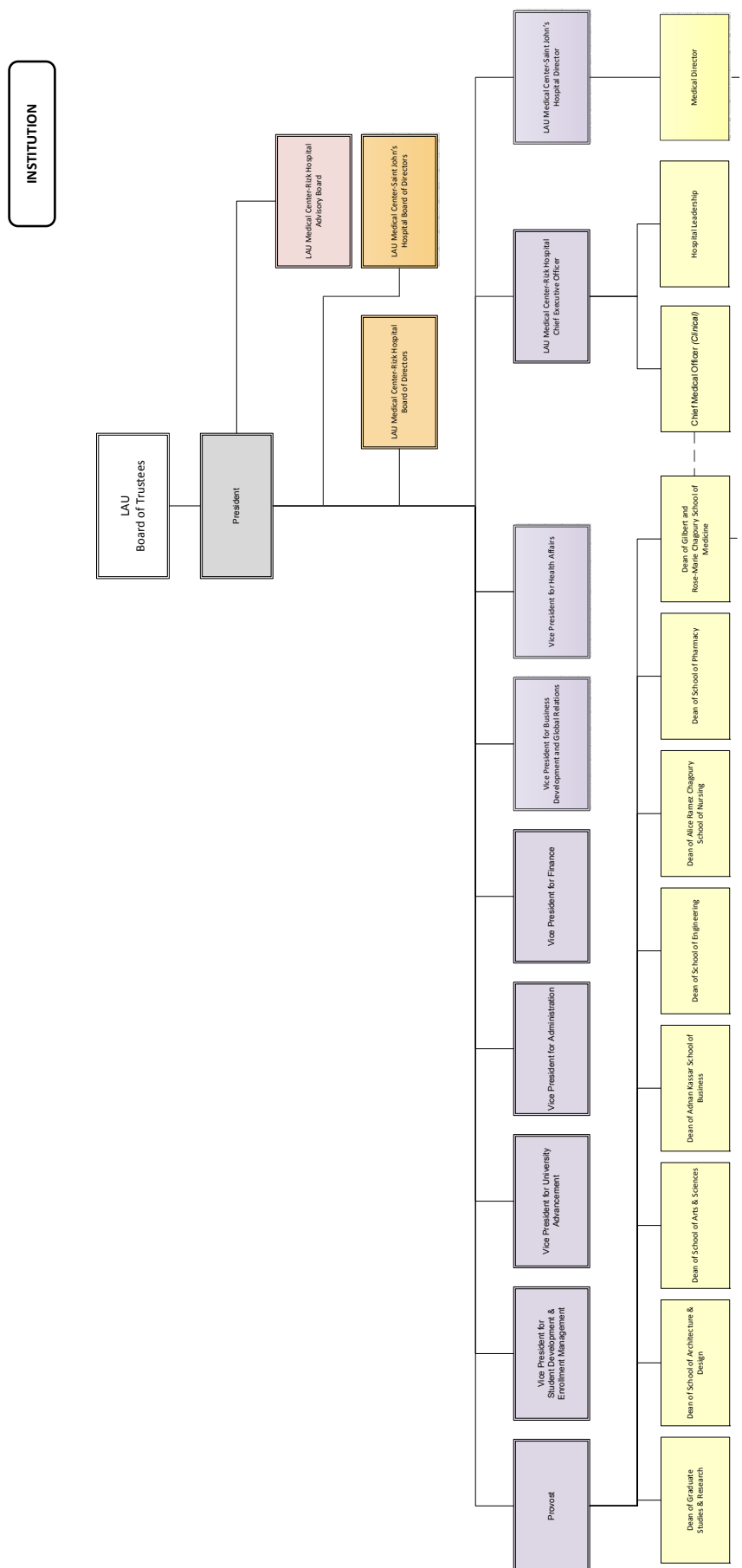
Officer	Highest Degree Earned	Administrative Title
Advancement Services		
Amal Abdel Massih	BS	Executive Director, Advancement Services
Alumni Affairs		
Abdallah Al Khal	MBA	Assistant Vice President, Alumni Relations
Development		
Nassib Nasr	MPH	Assistant Vice President, Development
Nicole Barghoud	BA	Senior Director, Development
Lana Abou Teen	MA	Senior Director, Development
Suha Abou Rialy	BS	Lead Director, Development
Ghandi Fala	BS	Senior Director, Annual Fund
Strategic Communications		
Gabriel Abiad	MBA	Assistant Vice President, Strategic Communications
Nada Torbey	MA	Senior Director, Media & Public Relations
Karina Rodriguez	BA	Lead Director, Integrated Marketing Communications
Serge Zahar	DESS	Lead Director, Creative Services

NEW YORK ACADEMIC CENTER OFFICERS

Officer	Highest Degree Earned	Administrative Title
Nadim Shehadi	MA	Academic Executive Director
Marge Pfeleiderer	BA	Executive Director, Operations
Alumni Relations		
Edward Shiner	MA	Director, Alumni and Special Projects
Development		
Nadya Mikdashi	MSEd	Assistant Vice President
Arab Institute for Women		
Lina Abirafeh	PhD	Executive Director



ORGANIZATIONAL CHART – INSTITUTION



ADMISSIONS



ADMISSIONS PROFILE

Academic Year 2021–2022

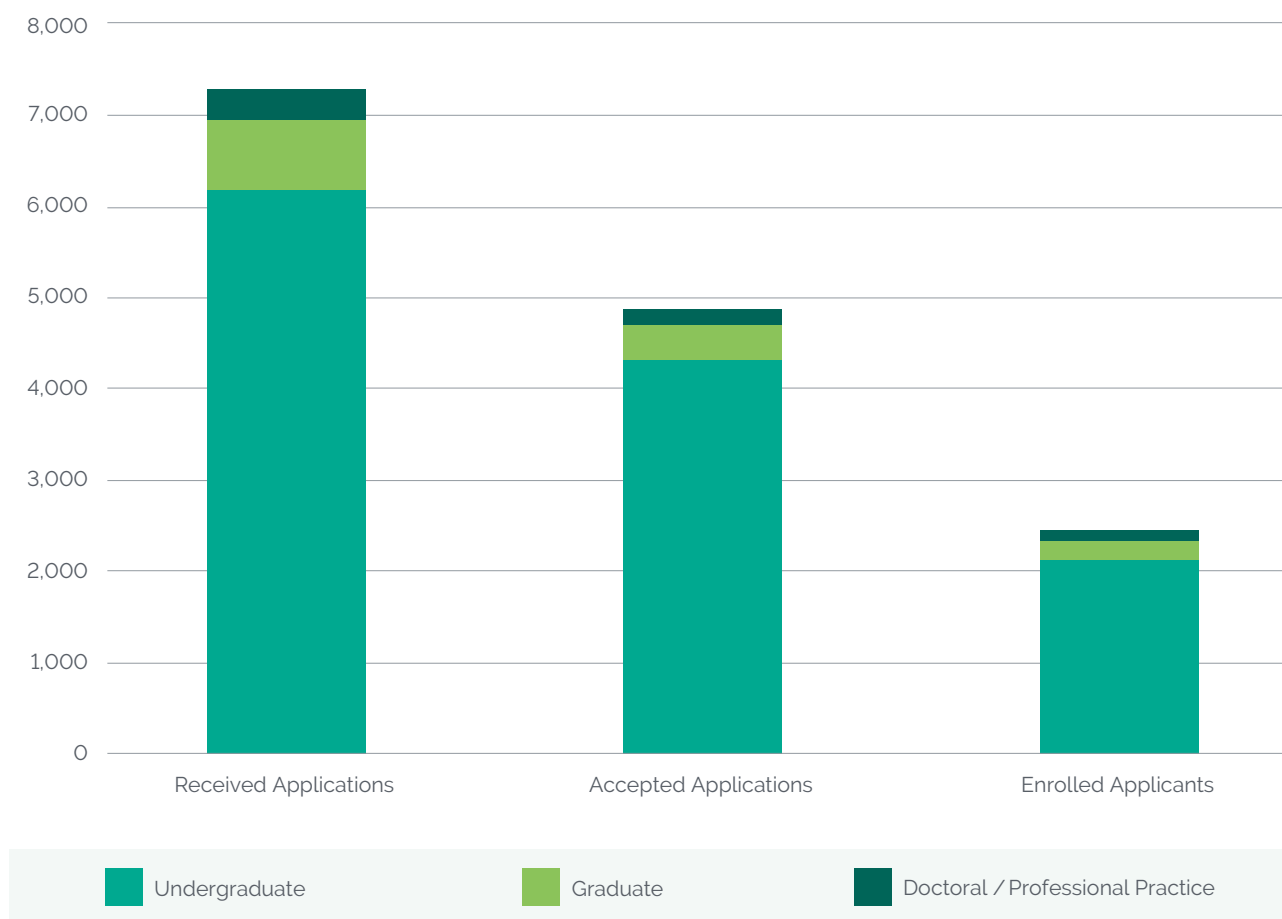
	VERY IMPORTANT	IMPORTANT	CONSIDERED	NOT CONSIDERED
Academic				
Rigor of secondary school record	✓			
Class rank			✓	
Academic GPA	✓			
Standardized test scores	✓			
Application Essay				✓
Recommendation			✓	
Nonacademic				
Interview				✓
Extracurricular activities			✓	
Talent/ability			✓	
Character/personal qualities				✓
First generation				✓
Alumni/ae relation			✓	
Geographical residence				✓
State residency				✓
Religious affiliation/commitment				✓
Racial/ethnic status				✓
Volunteer work				✓
Work experience			✓	
Level of applicant's interest			✓	

STUDENT ADMISSIONS BY LEVEL

Fall 2021

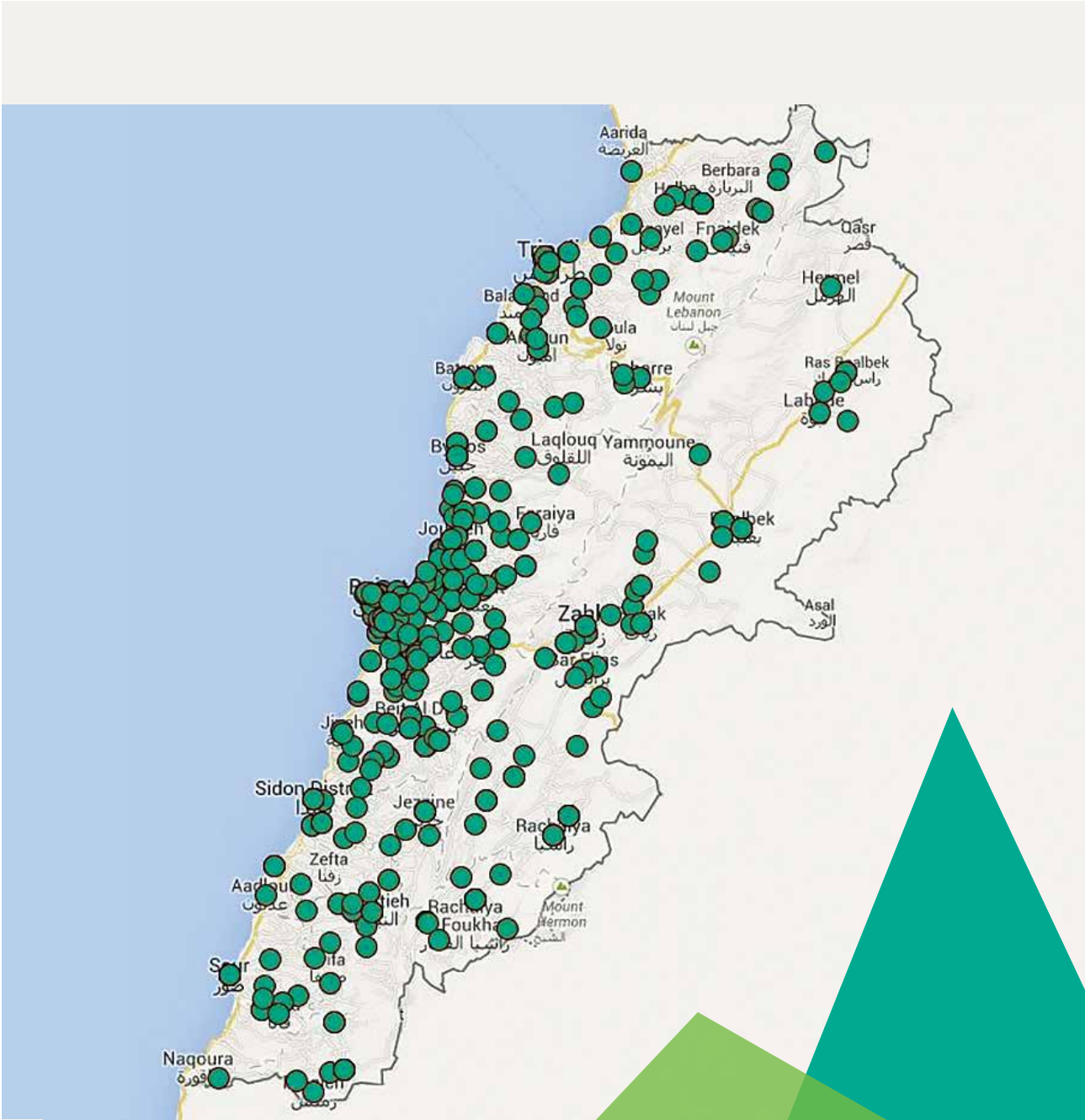
	RECEIVED APPLICATIONS	ACCEPTED APPLICATIONS	ENROLLED APPLICANTS
Undergraduate	6,182	4,314	2,138
Graduate	777	396	222
Doctoral / Professional Practice	326	149	93
Total	7,285	4,859	2,453

Student Admissions by Level



APPLICATIONS FROM LEBANESE HIGH SCHOOLS

Fall 2021



STUDENT ADMISSIONS BY SCHOOL

Fall 2021

	RECEIVED APPLICATIONS	ACCEPTED APPLICATIONS	ENROLLED APPLICANTS
School of Architecture and Design	408	295	155
School of Arts and Sciences	3,321	2,257	1,144
Adnan Kassar School of Business	1,375	995	547
School of Engineering	1,391	858	350
Gilbert and Rose-Marie Chagoury School of Medicine	283	106	64
Alice Ramez Chagoury School of Nursing	181	100	50
School of Pharmacy	286	219	129
Office of Graduate Studies and Research	1	0	0
No College Designated	39	29	14
Total	7,285	4,859	2,453

NEW USAID-USP STUDENT COHORT*

Fall 2021

	RECEIVED APPLICATIONS	ACCEPTED APPLICATIONS	ENROLLED APPLICANTS
School of Arts and Sciences	238	45	45
Adnan Kassar School of Business	51	15	15
School of Engineering	272	7	7
Alice Ramez Chagoury School of Nursing	66	16	16
Total	627	83	83

* **USAID University Scholarship Program** aims to provide undergraduate scholarships for promising public high-school students from all governorates of Lebanon, with the support of the United States Agency for International Development (USAID).



FIRST-TIME UNDERGRADUATE STUDENT ADMISSIONS BY SCHOOL *

Fall 2021

	RECEIVED APPLICATIONS	ACCEPTED APPLICATIONS	ENROLLED APPLICANTS
School of Architecture and Design	380	282	146
School of Arts and Sciences	2,820	2,053	1,033
Adnan Kassar School of Business	978	732	394
School of Engineering	1,310	823	335
Alice Ramez Chagoury School of Nursing	177	99	49
School of Pharmacy	218	161	94
No College Designated			
Total	5,883	4,150	2,051

* **First-time student** is a student who has no prior postsecondary experience attending any institution for the first time at the undergraduate level. It also includes students enrolled in the fall term who attended college for the first time in the prior summer term, and students who entered with advanced standing.

AVERAGE SAT SCORES OF ACCEPTED FIRST-TIME STUDENTS

Fall 2021

	AVERAGE OF REDESIGNED READING AND WRITING	AVERAGE OF REDESIGNED MATH	AVERAGE OF REDESIGNED TOTAL
Average LAU SAT scores for accepted first-time students	547	622	1,169

SCHOOL TYPE OF ACCEPTED FIRST-TIME STUDENTS

Fall 2021

		NUMBER OF SCHOOLS	PERCENTAGE OF TOTAL	NUMBER OF STUDENTS	PERCENTAGE OF TOTAL
Lebanese Schools	Private	361	81%	3,585	92%
	Public	87	19%	300	8%
	Total	448	100%	3,885	100%
Regional and International Schools	Private	158	100%	265	100%
	Total	158	100%	265	100%
Total Schools	Private	519	86%	3,850	93%
	Public	87	14%	300	7%
	Total	606	100%	4,150	100%

ENROLLMENT

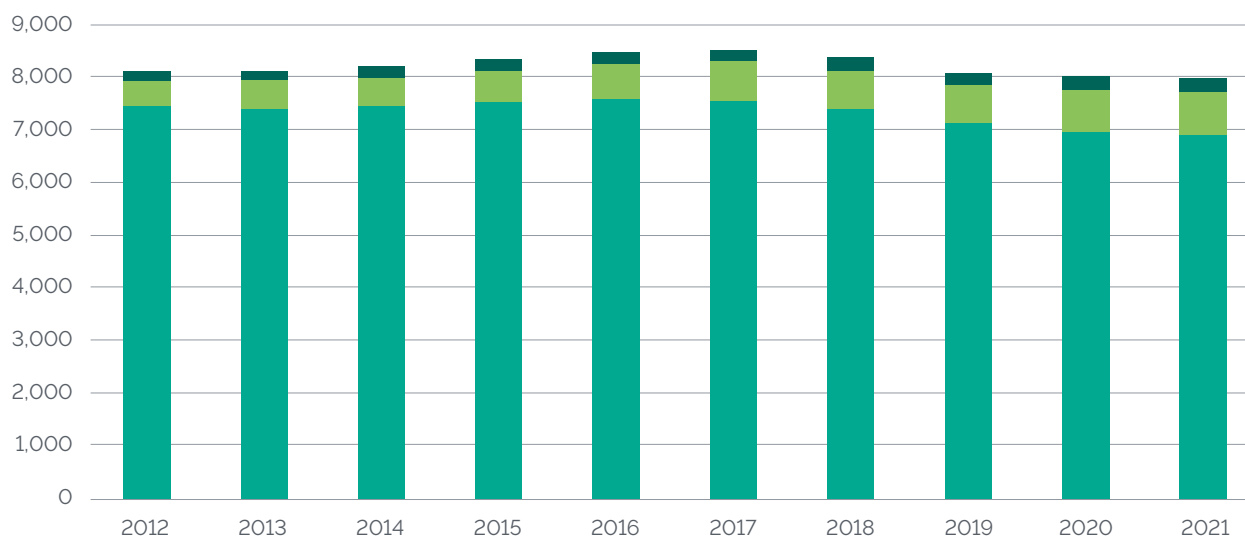


ENROLLMENT BY LEVEL

Fall Terms 2012–2021

	2012	2013	2014	2015	2016	2017	2018	2019	2020	2021
BEIRUT CAMPUS										
Undergraduate	4,508	4,285	4,126	4,083	3,996	4,088	3,975	3,810	3,849	3,742
Graduate	417	429	441	461	555	592	574	562	629	619
Total by Campus	4,925	4,714	4,567	4,544	4,551	4,680	4,549	4,372	4,478	4,361
BYBLOS CAMPUS										
Undergraduate	2,949	3,133	3,337	3,470	3,594	3,470	3,458	3,339	3,135	3,204
Graduate	92	95	100	104	117	145	142	136	164	157
Doctoral / Professional Practice	172	204	217	230	231	233	257	262	267	273
Total by Campus	3,213	3,432	3,654	3,804	3,942	3,848	3,857	3,737	3,566	3,634
ONLINE										
Graduate	–	–	–	–	–	–	–	–	–	17
Total	–	–	–	–	–	–	–	–	–	17
UNIVERSITY WIDE										
Undergraduate	7,457	7,418	7,463	7,553	7,590	7,558	7,433	7,149	6,984	6,946
Graduate	509	524	541	565	672	737	716	698	793	793
Doctoral / Professional Practice	172	204	217	230	231	233	257	262	267	273
Total by University	8,138	8,146	8,221	8,348	8,493	8,528	8,406	8,109	8,044	8,012
% Change	–	0.10%	0.90%	1.50%	1.70%	0.40%	-1.40%	-3.50%	-0.80%	-0.40%

Trends in Enrollment by Level



Undergraduate

Graduate

Doctoral / Professional Practice

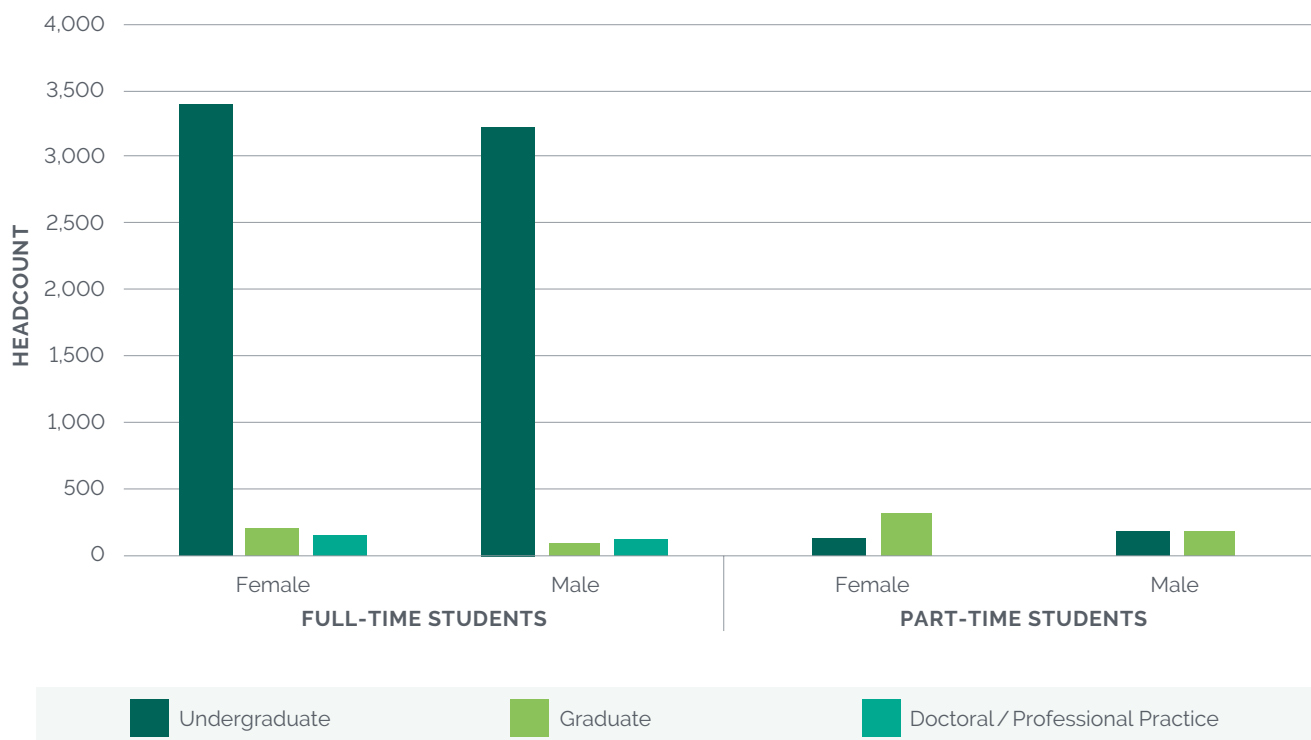


STUDENT ENROLLMENT BY GENDER AND STATUS

Fall 2021

	FULL-TIME STUDENTS		PART-TIME STUDENTS		TOTAL STUDENTS	
	FEMALE	MALE	FEMALE	MALE	FEMALE	MALE
Undergraduate	3,387	3,224	143	192	3,530	3,416
Graduate	196	94	320	183	516	277
Doctoral / Professional Practice	150	123	0	0	150	123
Total	3,733	3,441	463	375	4,196	3,816

Student Enrollment by Gender and Status





ENROLLMENT BY LEVEL AND SCHOOL

Fall 2021

SCHOOL	NUMBER OF ENROLLED STUDENTS
Undergraduate	
School of Architecture and Design	544
School of Arts and Sciences	2,683
Adnan Kassar School of Business	1,750
School of Engineering	1,301
Alice Ramez Chagoury School of Nursing	204
School of Pharmacy	415
No College Designated	49
Total by Level	6,946
Graduate	
School of Architecture and Design	16
School of Arts and Sciences	309
Adnan Kassar School of Business	398
School of Engineering	46
School of Pharmacy	23
No College Designated	1
Total by Level	793
Doctoral – Professional Practice	
Gilbert and Rose-Marie Chagoury School of Medicine	244
School of Pharmacy	29
Total by Level	273
Total	8,012

ENROLLMENT BY PROGRAM

Fall 2021

	BEIRUT	BYBLOS	UNIVERSITY-WIDE
School of Architecture and Design			
Graduate			
MA in Islamic Art	16	–	16
Total by Level	16	–	16
Undergraduate			
BA in Fashion Design	7	–	7
BA in Fine Arts	8	–	8
BA in Interior Architecture	36	12	48
Bachelor of Architecture	136	120	256
BFA in Fashion Design	52	2	54
BFA in Graphic Design	70	19	89
BFA in Interior Design	58	21	79
BS in Graphic Design	–	1	1
BS in Interior Design	2	–	2
Total by Level	369	175	544
Total by School	385	175	560

School of Arts and Sciences			
Graduate			
MA in Education	65	–	65
MA in Interdisciplinary Gender Studies	32	–	32
MA in International Affairs	44	9	53
MA in Migration Studies	23	–	23
MS in Applied and Computational Mathematics	3	4	7
MS in Biological Sciences	29	19	48
MS in Computer Science	23	18	41
Special Graduate Arts	26	–	26
Special Graduate Sciences	11	3	14
Total by Level	256	53	309
Undergraduate			
BA in Arabic Language and Literature	4	1	5
BA in Communication	77	7	84
BA in English	24	2	26
BA in History	–	4	4
BA in Multimedia Journalism	28	–	28
BA in Performing Arts	15	2	17

	BEIRUT	BYBLOS	UNIVERSITY-WIDE
School of Arts and Sciences			
Undergraduate			
BA in Philosophy	4	–	4
BA in Political Science	7	4	11
BA in Political Science/International Affairs	76	48	124
BA in Psychology	203	83	286
BA in Social Work and Community Development	16	–	16
BA in Television and Film	43	3	46
BA in Translation	23	–	23
BS in Bioinformatics	67	50	117
BS in Biology	466	349	815
BS in Chemistry	47	14	61
BS in Computer Science	355	127	482
BS in Mathematics	62	5	67
BS in Nutrition	41	25	66
BS in Nutrition and Dietetics Coordinated Program	22	24	46
Diploma in Learning Disability and Giftedness	2	–	2
Freshman Arts	94	35	129
Freshman Science	61	38	99
Special Undergraduate Arts	72	–	72
Special Undergraduate Sciences	31	9	40
Teaching Diploma	13	–	13
Total by Level	1,853	830	2,683
Total by School	2,109	883	2,992

Adnan Kassar School of Business

Graduate			
Executive Master of Business Administration (EMBA)	62	–	62
LLM Master of Laws	26	–	26
MA in Applied Economics	42	–	42
Master of Business Administration (MBA)	153	35	188
MSc in Human Resources Management	63	–	63
Online MBA in Global Business Administration	–	–	17
Total by Level	346	35	398

	BEIRUT	BYBLOS	UNIVERSITY-WIDE
Adnan Kassar School of Business			
Undergraduate			
BS in Business	1,067	447	1,514
BS in Business Emphasis Hospitality and Tourism Management	57	13	70
BS in Economics	103	63	166
Total by Level	1,227	523	1,750
Total by School	1,573	558	2,148

School of Engineering			
Graduate			
MS in Civil and Environmental Engineering	–	24	24
MS in Computer Engineering	–	5	5
MS in Industrial Engineering and Engineering Management	–	4	4
MS in Mechanical Engineering	–	13	13
Total by Level	–	46	46
Undergraduate			
BE in Civil Engineering	12	168	180
BE in Computer Engineering	46	237	283
BE in Electrical Engineering	15	66	81
BE in Industrial Engineering	16	216	232
BE in Mechanical Engineering	63	242	305
BE in Mechatronics Engineering	29	135	164
BE in Petroleum Engineering	5	51	56
Total by Level	186	1,115	1,301
Total by School	186	1,161	1,347

Gilbert and Rose-Marie Chagoury School of Medicine			
Professional			
Doctor of Medicine	–	244	244
Total by Level	–	244	244
Total by School	–	244	244

Alice Ramez Chagoury School of Nursing			
Undergraduate			
BS in Nursing	26	178	204
Total by Level	26	178	204
Total by School	26	178	204

	BEIRUT	BYBLOS	UNIVERSITY-WIDE
School of Pharmacy			
Undergraduate			
BS in Pharmacy	43	372	415
Total by Level	43	372	415
Graduate			
MS in Pharmaceutical Development and Management	–	23	23
Total by Level	–	23	23
Professional			
Doctor of Pharmacy	–	29	29
Total by Level	–	29	29
Total by School	43	424	467
No College Designated			
Undergraduate			
B-Undecided	18	11	29
Exchange Undergraduate Program	11	–	11
SINARC	3	–	3
Special Undergraduate	6	–	6
Total by Level	38	11	49
Graduate			
Exchange Graduate Program	1	–	1
Total by Level	1	–	1
Total by School	39	11	50
GRAND TOTAL	4,361	3,634	8,012

HEADCOUNT FTE* AND HEADCOUNT ENROLLMENT FOR DEGREE-SEEKING AND NON-DEGREE SEEKING STUDENTS

Fall 2021

	HEADCOUNT	HEADCOUNT FTE
Degree Seeking Students		
Bachelor	6,683	6,484.3
Master	792	456.7
Doctoral /Professional Practice (PharmD, MD)	273	273.0
Others (Freshman Arts, Freshman Science)	228	210.7
Total Degree-Seeking Students	7,976	7,424.7
Non-Degree Seeking Students**		
Exchange Program	12	12.0
Post-bachelor certificates	15	12.3
Special Program	9	4.3
Total Non-Degree Seeking Students	36	28.7
Total Students	8,012	7,453.4

* Student Headcount FTE = Full Time Students Headcount + (1/3 Part-Time Students Headcount).

** Non-degree seeking students include both undergraduate and graduate students.

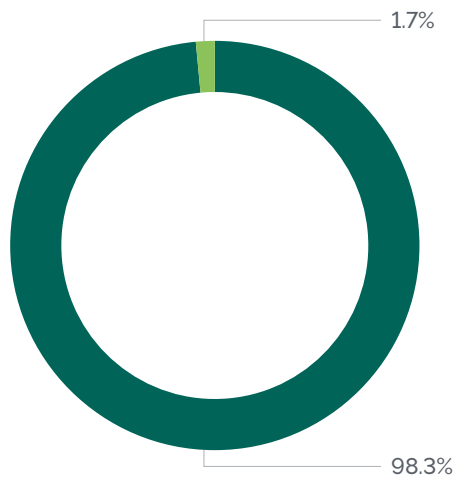


STUDENT ENROLLMENT BY HEADCOUNT, CREDIT HOURS AND HEADCOUNT FTE

Fall 2021

	FULL-TIME STUDENTS			PART-TIME STUDENTS			TOTAL STUDENTS		
	Headcount	Credit Hours	FTE	Headcount	Credit Hours	FTE	Headcount	Credit Hours	FTE
Undergraduate	6,611	104,109	6,611.0	335	2,459	111.7	6,946	106,568	6,722.7
Graduate	290	2,822	290.0	503	2,011	167.7	793	4,833	457.7
Total	6,901	106,931	6,901.0	838	4,470	279.3	7,739	111,401	7,180.3

Undergraduate FTE Enrollment



Graduate FTE Enrollment



Full-time Students
 Part-time Students

Academic year 2021–2022

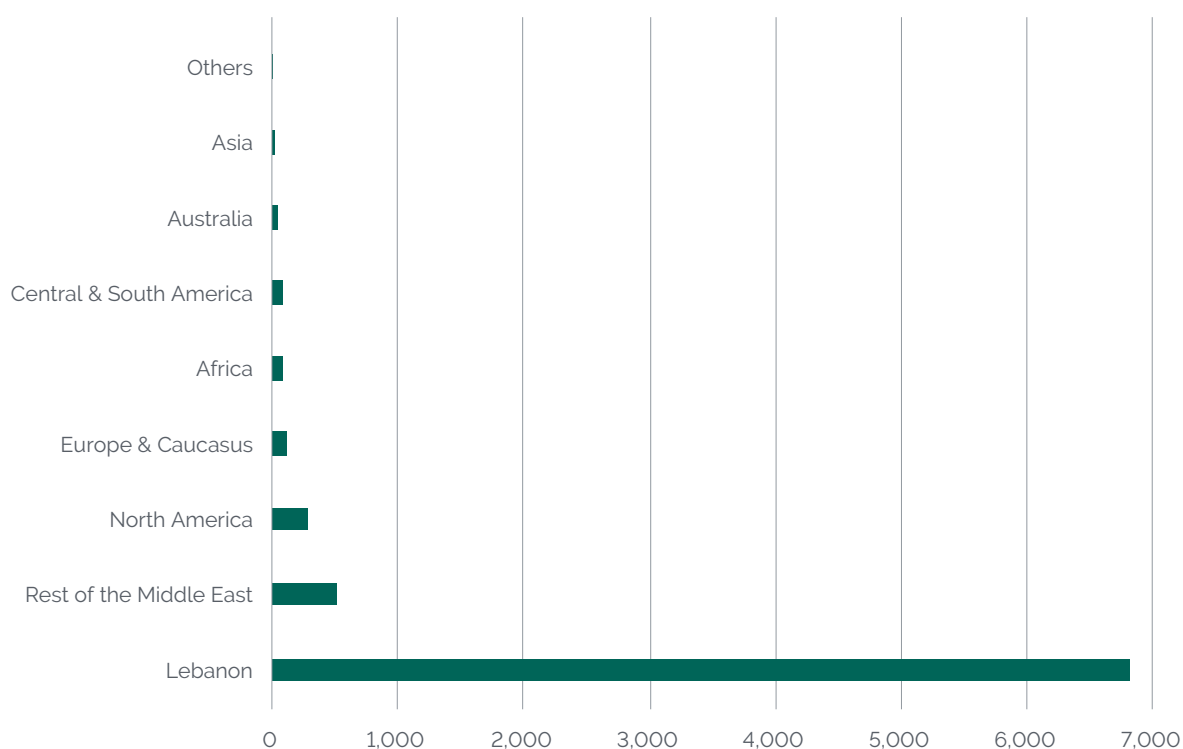
	FULL-TIME STUDENTS		
	Headcount	Credit Hours	FTE
Doctoral-Professional Practice	273	12,550	273

ENROLLMENT BY PLACE OF ORIGIN

Fall 2021

PLACE OF ORIGIN	NUMBER OF STUDENTS	PERCENTAGE OF TOTAL
Lebanon	6,806	84.95%
Rest of Middle East	533	6.65%
North America	300	3.74%
Europe & Caucasus	152	1.90%
Africa	99	1.24%
Central & South America	96	1.20%
Australia	19	0.24%
Asia	6	0.07%
Others	1	0.01%
Total	8,012	100.00%

Enrollment by Place of Origin



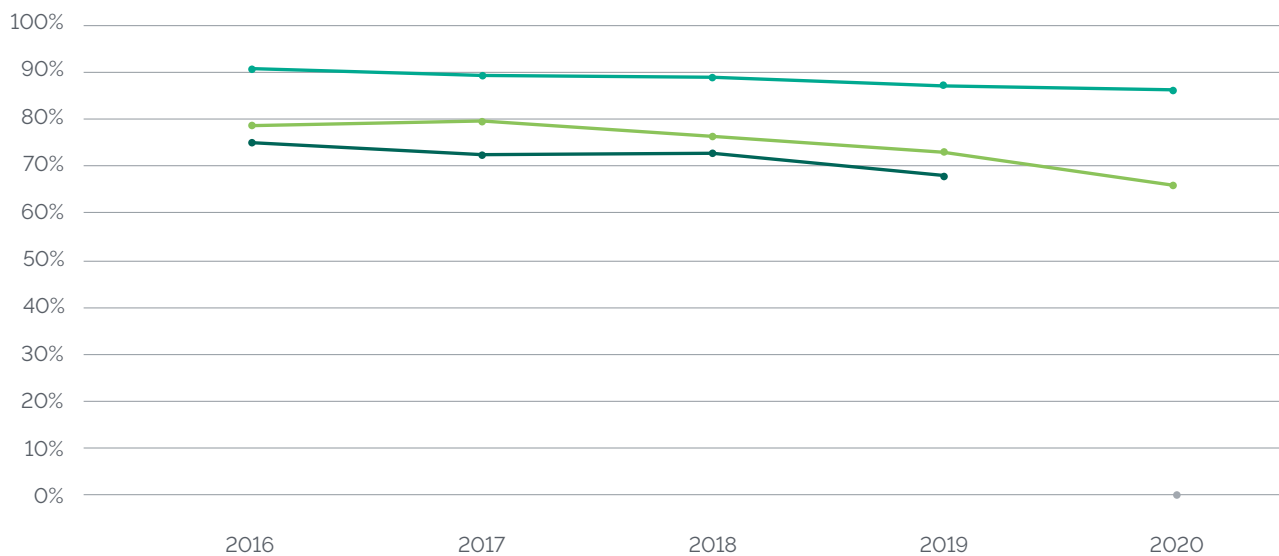
RETENTION RATES*: FIRST-TIME STUDENTS

Fall Terms 2016–2020

	2016		2017		2018		2019		2020	
	Entering Cohort	Retention Rate	Entering Cohort	Retention Rate	Entering Cohort	Retention Rate	Entering Cohort	Retention Rate	Entering Cohort	Retention Rate
Bachelor's Degree	1,500	90.70%	1,429	89.20%	1,389	88.80%	1,387	86.90%	1,662	86.04%
Others – Freshman Class	243	78.60%	255	79.60%	236	76.30%	210	72.90%	155	65.81%
Others – Bridge Students	36	75.00%	29	72.40%	22	72.70%	28	67.90%	–	–
Others – Transition Students	–	–	–	–	–	–	–	–	1	0.00%
Total	1,779	88.80%	1,713	87.40%	1,647	86.80%	1,625	84.70%	1,818	84.27%

* **Retention rate** is the percentage of full-time first-time degree-seeking undergraduates from the specified fall cohort who are again enrolled in the next fall.

Retention Rates: First-time Students



—●— Bachelor's Degree
 —●— Others – Freshman Class
 —●— Others – Bridge Students
 —●— Others – Transition Students

BACHELOR'S DEGREE RETENTION RATES: BY SCHOOL

Fall Terms 2016–2020

	2016		2017		2018		2019		2020	
	Entering Cohort	Retention Rate	Entering Cohort	Retention Rate	Entering Cohort	Retention Rate	Entering Cohort	Retention Rate	Entering Cohort	Retention Rate
School of Architecture and Design	162	97.50%	124	92.70%	97	90.70%	78	84.60%	97	81.44%
School of Arts and Sciences	475	86.90%	501	88.40%	545	88.40%	596	88.10%	707	85.29%
Adnan Kassar School of Business	408	90.20%	371	89.80%	337	91.40%	298	84.90%	360	86.67%
School of Engineering	339	92.60%	293	88.40%	290	86.20%	285	86.70%	333	84.08%
Alice Ramez Chagoury School of Nursing	20	100.00%	31	87.10%	45	86.70%	45	86.70%	89	96.63%
School of Pharmacy	96	91.70%	109	89.00%	75	89.30%	85	88.20%	76	92.11%
Total	1,500	90.70%	1,429	89.20%	1,389	88.80%	1,387	86.90%	1,662	86.04%



UNDERGRADUATE DEGREE-SEEKING STUDENTS YEAR-TO-YEAR RETENTION, GRADUATION AND ATTRITION RATES*

Fall Terms 2016–2020

	2016		2017*		2018		2019		2020	
	N	%	N	%	N	%	N	%	N	%
Undergraduate Cohort	7,583		7,516		7,377		7,081		6,938	
Year-to-Year Retention Rate	5,354	71%	5,322	71%	5,092	69%	4,731	67%	4,535	65%
Year-to-Year Graduation Rate	1,586	22%	1,582	21%	1,657	22%	1,692	24%	1,693	24%
Year-to-Year Attrition Rate	643	7%	612	8%	628	9%	658	9%	710	10%

* Only Undergraduate degree seeking students are included

* Year-to-Year Retention Rate is the percentage of undergraduates from the specified fall cohort who are again enrolled in the next fall.

* Year-to-Year Graduation Rate is the percentage of undergraduates enrolled in the specified fall cohort who graduated during the academic year (current fall, and the following spring, summer I and summer II).

* Year-to-Year Attrition Rate is the percentage of students in the specified fall cohort who neither graduate nor continue studying in a degree program at the institution in the next fall.

* Starting Fall 2018–2020, Post-bachelor degrees are counted with the non-degree seeking students (as per NECHE and other survey's definition).

Undergraduate, Degree-Seeking Students
Year-to-year Retention, Graduation and Attrition Rates



ENROLLMENT IN SELECTIVE UNDERGRADUATE PROGRAMS*

Fall 2021

PROGRAM	NUMBER OF STUDENTS
Honors Program	396
Tomorrow's Leaders (undergraduate program)	74
Tomorrow's Leaders Gender Students (undergraduate program)	130
Tomorrow's Leaders (graduate program)	33
USAID University Scholarship Program	243

* Students enrolled in these programs are regular LAU students.

ENROLLMENT IN DISTANCE LEARNING PROGRAMS

Fall 2021

PROGRAM	NUMBER OF STUDENTS
Pro-Green Diploma	144

ENROLLMENT IN SINARC PROGRAM*

Academic year 2020–2021

TERM	NUMBER OF STUDENTS
	BEIRUT
Fall 2020	15 (online)
Spring 2021	19 (online)
Summer 2021	9 (online)

* SINARC courses are regular LAU courses and credits can be transferrable to the student's institution.

ENROLLMENT IN CONTINUING EDUCATION PROGRAM (CEP)

Academic Year 2020–2021

CATEGORY	NUMBER OF STUDENTS
Certificates & Diplomas	332
Professional Qualifications	87
Other Courses/Workshops	56



DEGREES CONFERRED




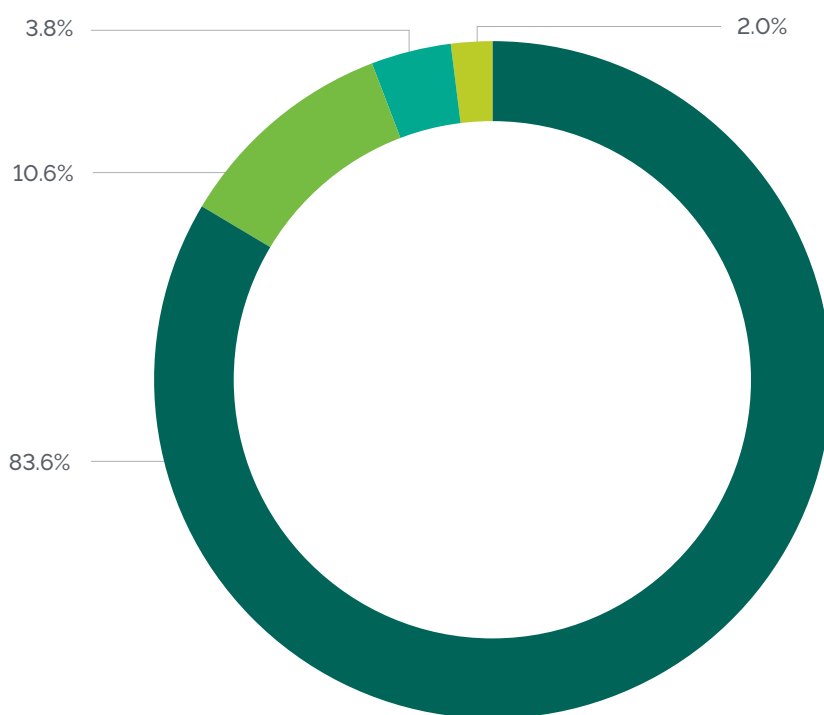


DEGREES CONFERRED BY SCHOOL

July 1, 2020 to June 30, 2021

	BACHELOR'S	MASTER'S	DOCTORAL – PROFESSIONAL PRACTICE	POST-BACHELOR'S CERTIFICATE	TOTAL
School of Architecture and Design	195	2	–	–	197
School of Arts and Sciences	565	65	–	43	673
Adnan Kassab School of Business	701	148	–	–	849
School of Engineering	234	12	–	–	246
Gilbert and Rose-Marie Chagoury School of Medicine	–	–	55	–	55
Alice Ramez Chagoury School of Nursing	44	–	–	–	44
School of Pharmacy	75	4	28	–	107
Total	1,814	231	83	43	2,171

Degrees Conferred

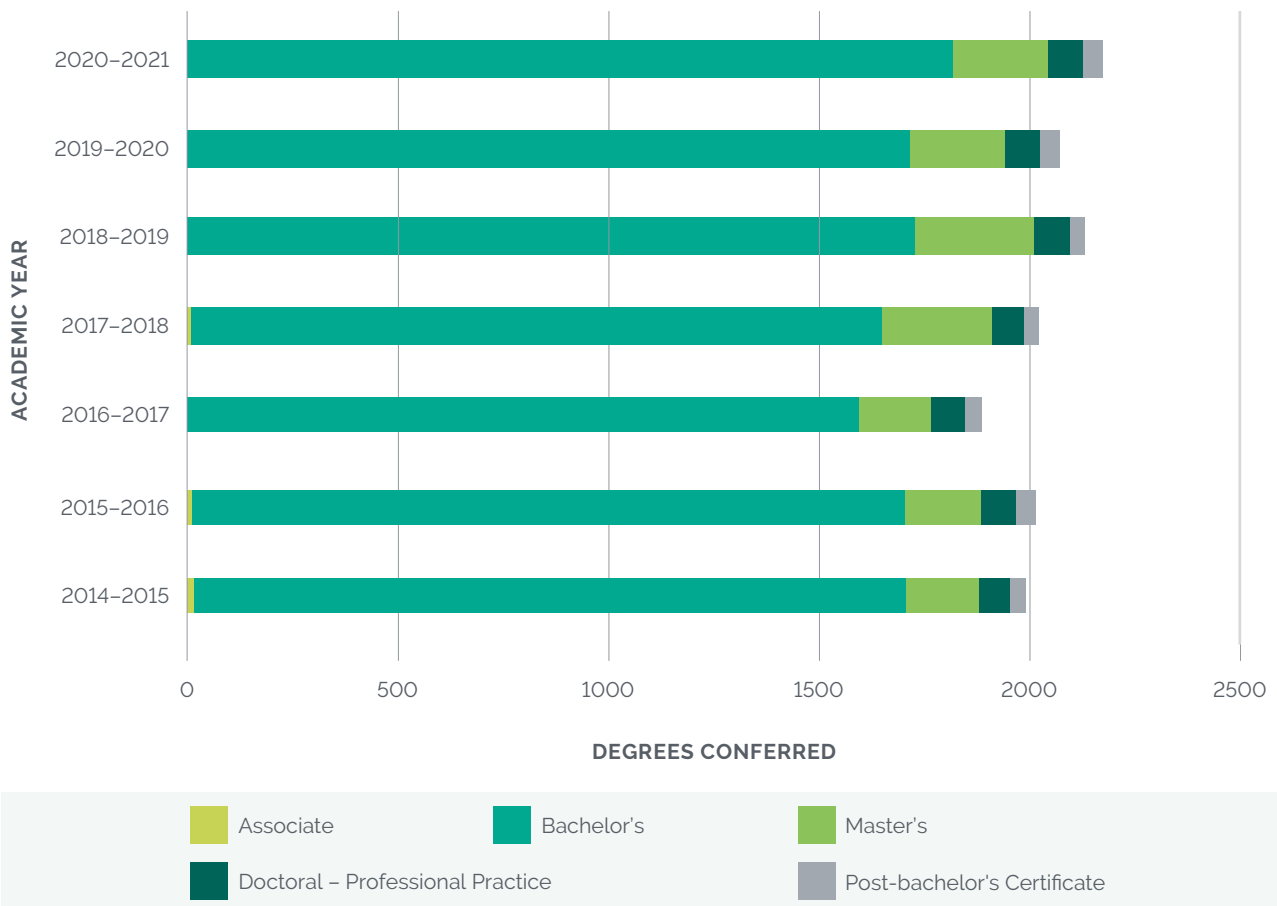


DEGREES CONFERRED BY DEGREE LEVEL

July 1, 2020 to June 30, 2021

	2014 2015	2015 2016	2016 2017	2017 2018	2018 2019	2019 2020	2020 2021
Associate	12	6	–	2	–	–	–
Bachelor	1,691	1,699	1,592	1,645	1,726	1,716	1,814
Master	178	180	174	263	284	226	231
Doctoral / Professional Practice	69	81	78	76	88	81	83
Post-Bachelor Certificate	40	46	41	35	32	48	43
Total	1,990	2,012	1,885	2,021	2,130	2,071	2,171
% change	-2.30%	1.10%	-6.30%	7.20%	5.40%	-2.80%	4.83%

Degrees Conferred by Degree Level



UNDERGRADUATE DEGREE PROGRAMS AND MAJORS OFFERED

Fall 2021–2022

SCHOOL OF ARCHITECTURE AND DESIGN

Bachelor of Architecture (BArch)

Architecture	176 credits
--------------	-------------

Bachelor of Fine Arts (BFA)

Interior Design	120 credits
-----------------	-------------

Fashion Design	128 credits
----------------	-------------

Graphic Design	110 credits
----------------	-------------

Bachelor of Arts (BA)

Fine Arts	92 credits
-----------	------------



SCHOOL OF ARTS AND SCIENCES

Bachelor of Arts (BA)

Arabic Language & Literature			92 credits
Communication			92 credits
English	With emphasis in	English Language English Literature	92 credits
History			92 credits
Multimedia Journalism			92 credits
Performing Arts			92 credits
Philosophy			92 credits
Political Science			92 credits
Political Science / International Affairs			92 credits
Psychology			92 credits
Television & Film			92 credits
Translation	With emphasis in	French Translation Business Literature	92 credits

Bachelor of Science (BS)

Bioinformatics			100 credits
Biology			92 credits
Chemistry			94 credits
Computer Science			92 credits
Mathematics			92 credits
Nutrition *			96 credits
Nutrition & Dietetics – Coordinated Program *			123 credits

Special Degree

Dietetic Internship Program *			12 credits
Diploma in Learning Disability and Giftedness			21 credits
Special Undergraduate Arts			92 credits
Teaching Diploma in	Elementary Level Intermediate and Secondary Level		21 credits

* The BS in Nutrition, BS in Nutrition and Dietetics Coordinated Program, and Dietetic Internship programs do not lead to New York State certification. Dietitians and nutritionists do not have the authority to independently engage in the ordering of medical nutrition therapy in New York State.



ADNAN KASSAR SCHOOL OF BUSINESS

Bachelor of Science (BS)

Business Studies	With emphasis in	Accounting Banking and Finance Family and Entrepreneurial Business International Business Information Technology Management Management Marketing	92 credits
Economics			92 credits
BS in Business Emphasis Hospitality & Tourism Management			92 credits

SCHOOL OF ENGINEERING

Bachelor of Engineering (BE)

Civil Engineering	150 credits
Computer Engineering	150 credits
Electrical Engineering	150 credits
Industrial Engineering	150 credits
Mechanical Engineering	150 credits
Mechatronics Engineering	150 credits
Petroleum Engineering	150 credits

Special Degree

Pro-Green Diploma (in collaboration with the American University of Beirut and The American University of Cairo)	18 credits
--	------------

ALICE RAMEZ CHAGOURY SCHOOL OF NURSING

Bachelor of Science (BS)

Nursing	103 credits
---------	-------------

SCHOOL OF PHARMACY

Bachelor of Science (BS)

Pharmacy	174 credits
----------	-------------



GRADUATE DEGREE PROGRAMS AND MAJORS OFFERED

Fall 2021–2022

SCHOOL OF ARCHITECTURE AND DESIGN

Master of Arts (MA)

Islamic Art	30 credits
-------------	------------

SCHOOL OF ARTS AND SCIENCES

Master of Arts (MA)

Education	30 credits
Interdisciplinary Gender Studies	30 credits
International Affairs	30 credits
Migration Studies	30 credits

Master of Science (MS)

Applied and Computational Mathematics	30 credits
Biological Science	30 credits
Computer Science	30 credits

ADNAN KASSAR SCHOOL OF BUSINESS

Master of Business Administration (MBA)

Business Administration	39 credits
-------------------------	------------

Online MBA in Global Business Administration

Business Administration	33 credits
-------------------------	------------

Executive Master Program (EMBA)

Business Administration	36 credits
-------------------------	------------

Master of Arts (MA)

Applied Economics	30 credits
-------------------	------------

Master of Law (LLM)

Business Law	30 credits
--------------	------------

Master of Science (MS)

Human Resources Management	30 credits
----------------------------	------------

SCHOOL OF ENGINEERING

Master of Science in Engineering (MS)

Civil and Environmental Engineering	Infrastructure and Construction Management Environmental Science, Engineering and Management Engineering Mechanics	30 credits
Computer Engineering	Computer Engineering Computer and Communication Engineering	30 credits
Industrial Engineering and Engineering Management	Engineering Management	30 credits
Mechanical Engineering		30 credits

SCHOOL OF PHARMACY

Master of Science (MS)

Pharmaceutical Development and Management	36 credits
---	------------

OFFICE OF GRADUATE STUDIES & RESEARCH

Executive Masters of Arts (EMAAS)

Actuarial Science	36 credits
-------------------	------------

DOCTORAL / PROFESSIONAL PRACTICE DEGREE PROGRAMS AND MAJORS OFFERED

Academic year 2021–2022

GILBERT AND ROSE-MARIE CHAGOURY SCHOOL OF MEDICINE

Doctor of Medicine (MD) **

SCHOOL OF PHARMACY

Doctor of Pharmacy (PharmD)

PharmD *	201 credits
----------	-------------

* Includes 174 credits as required for Bachelor of Science in Pharmacy degree in addition to 27 credits required for Doctor of Pharmacy degree.

** Pending completion of registration formalities with the New York State Education Department.

BACHELOR'S DEGREES 150% GRADUATION RATES*

Entering Cohorts 2011–2015

	2011		2012		2013		2014		2015	
	N	%	N	%	N	%	N	%	N	%
Bachelor of Arts and Bachelor of Science (3 years)	887	79.70%	818	79.80%	863	76.50%	916	73.36%	904	77.10%
Bachelor of Arts and Bachelor of Science (4 years)	–	–	–	–	13	84.60%	19	84.21%	21	90.48%
Bachelor of Engineering	262	82.40%	250	85.20%	279	79.60%	313	75.40%	377	77.98%
Bachelor of Pharmacy	102	75.50%	76	82.89%	81	79.01%	93	n.a.	93	n.a.
Bachelor of Architecture	50	88.00%	50	78.00%	48	91.67%	60	n.a.	55	n.a.
Bachelor of Arts in Interior Architecture	29	86.20%	38	86.80%	35	82.90%	52	76.92%	33	78.79%
Total Bachelor's Degrees	1,330	80.40%	1,232	81.25%	1,319	78.09%	1,453	n.a.	1,483	n.a.

* **150% graduation rate** is the percentage of students entering the institution as full-time, first-time, degree-seeking undergraduate students in the specified fall cohort who have completed their degree within 150 percent of normal time to completion.

Bachelor of Arts and Bachelor of Science: 4.5 years

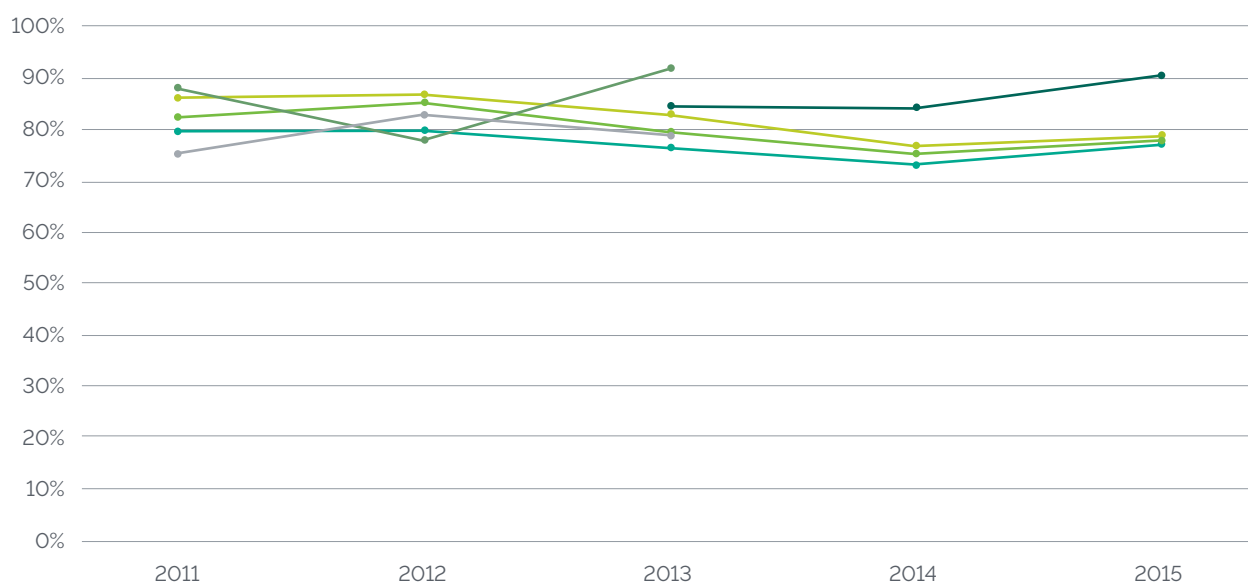
Bachelor of Engineering: 6 years

Bachelor of Pharmacy: 7.5 years

Bachelor of Architecture: 7.5 years

Bachelor of Interior Architecture: 6 years

Bachelor's Degrees 150% Graduation Rates





BACHELOR'S DEGREES SIX-YEAR GRADUATION RATES*

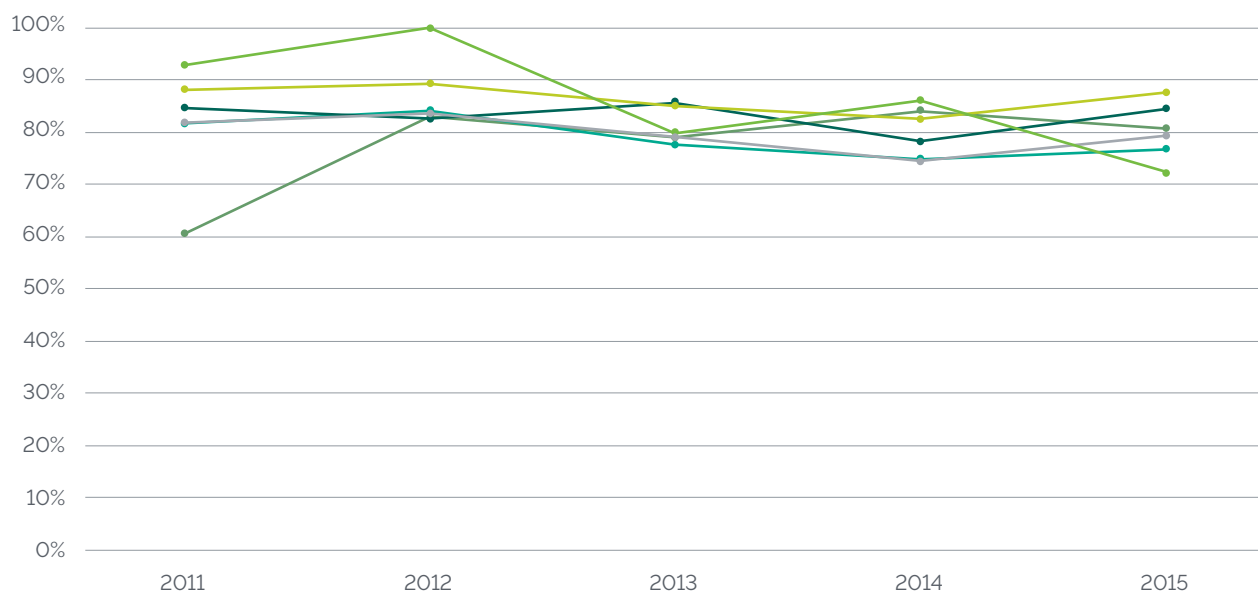
Entering Cohorts 2011–2015

	2011		2012		2013		2014		2015	
	N	%	N	%	N	%	N	%	N	%
School of Architecture and Design	143	84.60%	127	82.70%	131	85.50%	182	78.60%	130	84.42%
School of Arts and Sciences	391	81.80%	406	83.50%	404	79.20%	425	74.80%	382	79.42%
Adnan Kassar School of Business	404	88.10%	352	89.20%	399	85.20%	409	82.90%	312	87.64%
School of Engineering	262	81.70%	250	84.00%	279	77.80%	313	75.10%	290	76.92%
Alice Ramez Chagoury School of Nursing	28	92.90%	21	100.00%	25	80.00%	29	86.20%	16	72.73%
School of Pharmacy	102	60.80%	76	82.90%	81	79.00%	93	83.90%	75	80.65%
No College Designated	–	–	–	–	–	–	2	0.00%	–	–
Total Bachelor's Degrees	1,330	82.60%	1,232	85.40%	1,319	81.30%	1,453	78.30%	1,205	81.25%

* **Six-year graduation rate** is the percentage of students entering the institution as full-time, first-time, degree seeking undergraduate students in the specified fall cohort who have completed their degree within six years.




Bachelor's Degrees Six-year Graduation Rates



- | | |
|--|---------------------------------|
| —●— School of Architecture and Design | —●— School of Arts and Sciences |
| —●— Adnan Kassir School of Business | —●— School of Engineering |
| —●— Alice Ramez Chagoury School of Nursing | —●— School of Pharmacy |

ACADEMIC AND STUDENT RELATED INFORMATION

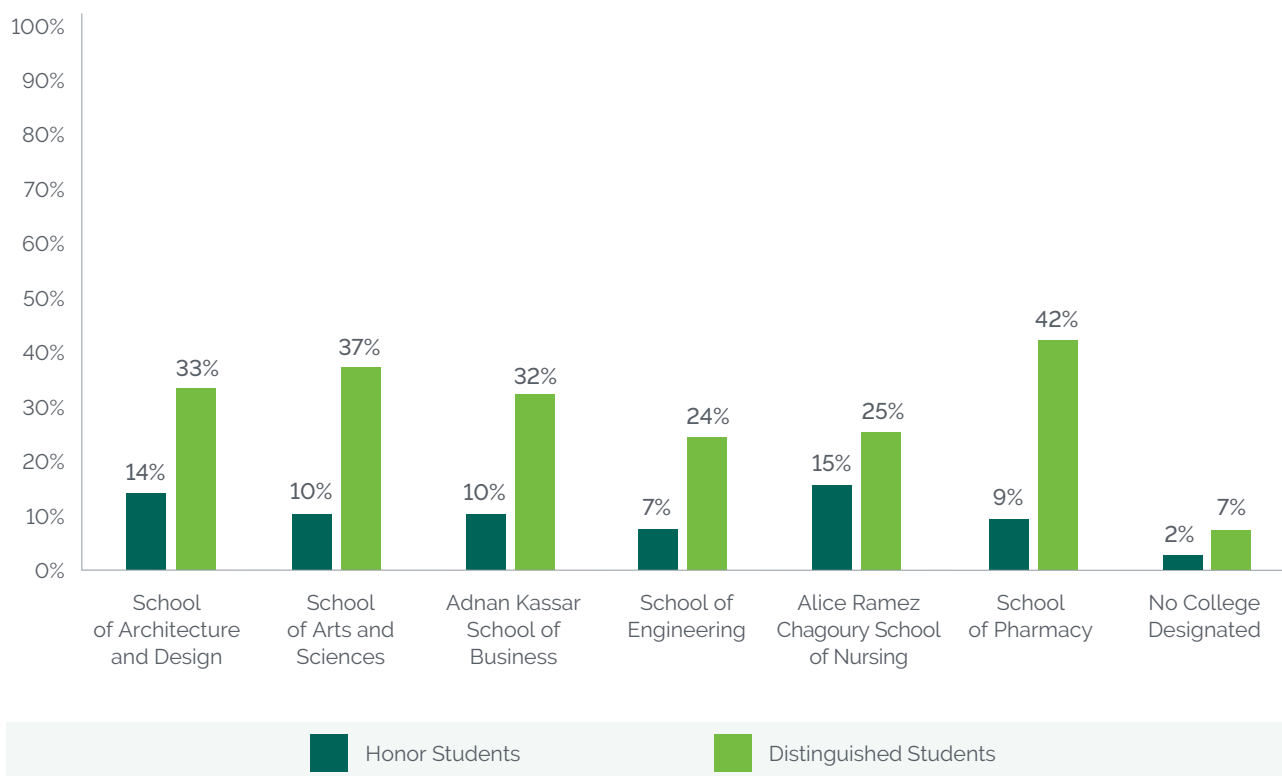


HONOR AND DISTINGUISHED UNDERGRADUATE STUDENTS

Academic Year 2020–2021

	UNDERGRADUATE ENROLLED STUDENTS	HONOR STUDENTS		DISTINGUISHED STUDENTS	
		NUMBER OF STUDENTS	% OF ENROLLED STUDENTS	NUMBER OF STUDENTS	% OF ENROLLED STUDENTS
School of Architecture and Design	598	82	14%	197	33%
School of Arts and Sciences	2,481	256	10%	919	37%
Adnan Kassar School of Business	1,924	202	10%	618	32%
School of Engineering	1,300	93	7%	308	24%
Alice Ramez Chagoury School of Nursing	197	29	15%	49	25%
School of Pharmacy	395	36	9%	164	42%
No College Designated	89	2	2%	6	7%
Total	6,984	700	10%	2,261	32%

Honor and Distinguished Undergraduate Students



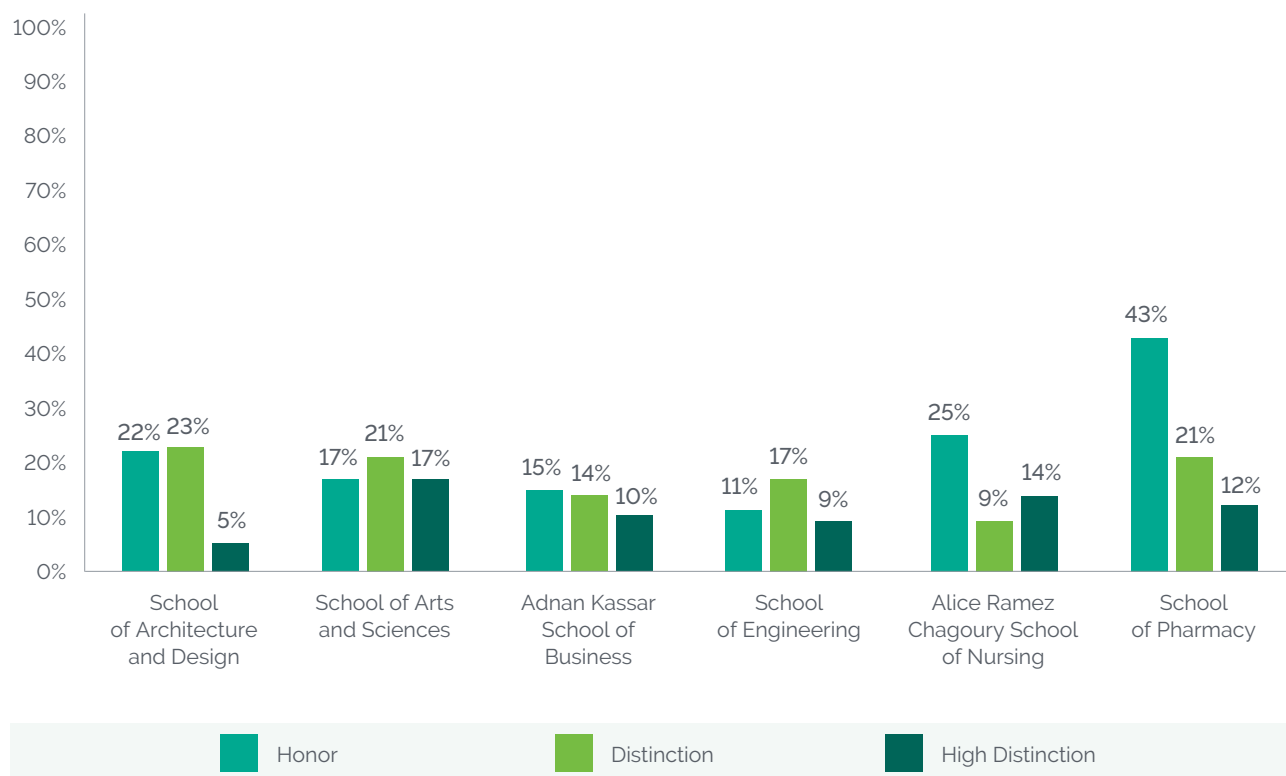
HONOR, DISTINCTION AND HIGH DISTINCTION GRADUATING STUDENTS

Academic Year 2020–2021*

	GRADUATING STUDENTS	HONOR		DISTINCTION		HIGH DISTINCTION	
		NUMBER OF STUDENTS	% OF GRADUATING STUDENTS	NUMBER OF STUDENTS	% OF GRADUATING STUDENTS	NUMBER OF STUDENTS	% OF GRADUATING STUDENTS
School of Architecture and Design	195	42	22%	45	23%	9	5%
School of Arts and Sciences	608	105	17%	130	21%	102	17%
Adnan Kassab School of Business	701	106	15%	99	14%	70	10%
School of Engineering	234	25	11%	40	17%	20	9%
Alice Ramez Chagoury School of Nursing	44	11	25%	4	9%	6	14%
School of Pharmacy	75	32	43%	16	21%	9	12%
Total	1,857	321	17%	334	18%	216	12%

* Includes undergraduate students only.

Honor, Distinction and High Distinction Graduating Students



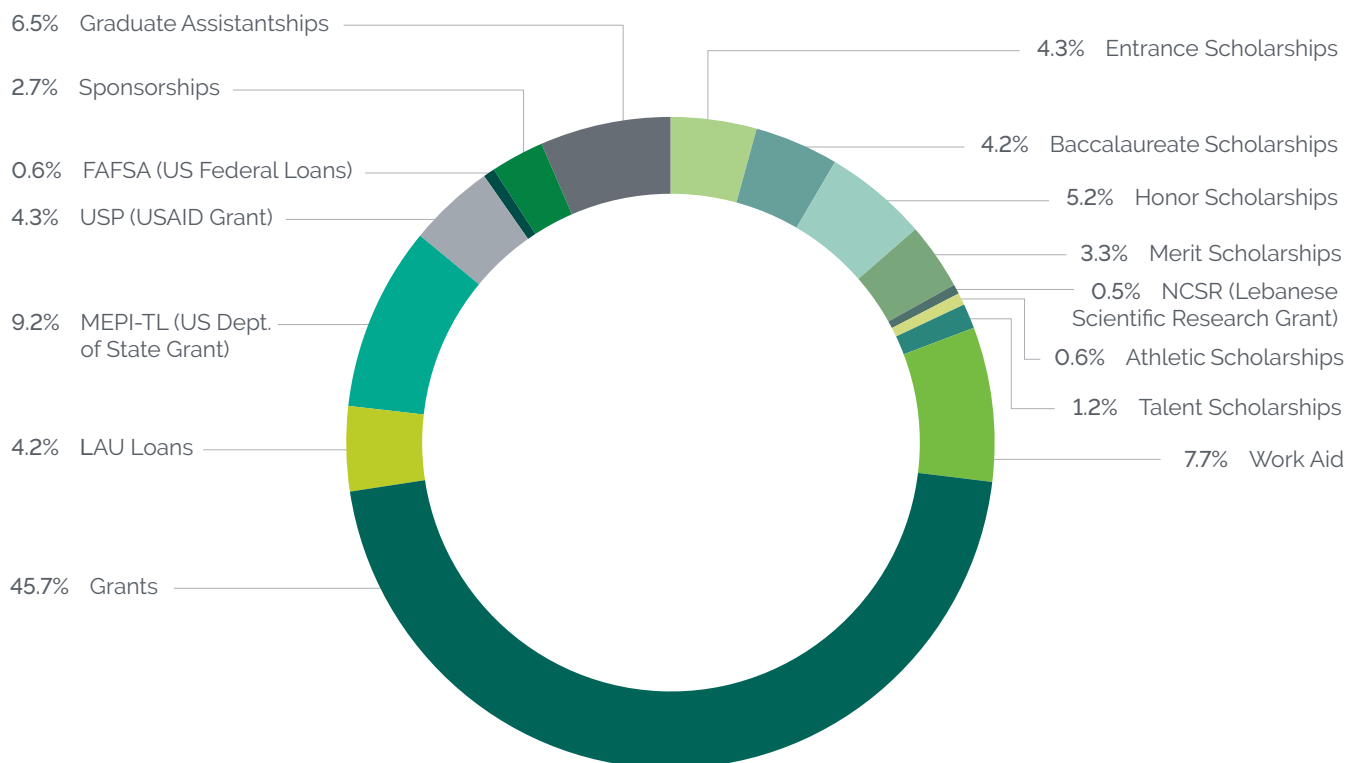
STUDENT FINANCIAL AID PROGRAM

Academic Year 2020–2021

TYPE OF AID	COUNT *	AMOUNT
Entrance Scholarships	681	\$3,102,048.80
Baccalaureate Scholarships	307	\$3,027,207.00
Honor Scholarships	895	\$3,731,910.30
Merit Scholarships	123	\$2,404,617.05
NCSR (Lebanese Scientific Research Grant)	18	\$343,126.00
Athletic Scholarships	172	\$434,203.82
Talent Scholarships	131	\$892,453.50
Work Aid	3,557	\$5,541,990.80
Grants	4,406	\$33,032,484.38
LAU Loans	969	\$3,040,995.73
MEPI-TL (US Dept. of State Grant)	373	\$6,626,239.00
USP (USAID Grant)	230	\$3,106,978.60
FAFSA (US Federal Loans)	44	\$413,399.00
Sponsorships	324	\$1,928,616.23
Graduate Assistantships	550	\$4,707,265.97
Total	6,108	\$72,333,536.18

* Duplicates occur at the level of the number of awards as a student may benefit from more than one type of financial aid, yet the total financial aid headcount is unduplicated.

Student Financial Aid Program

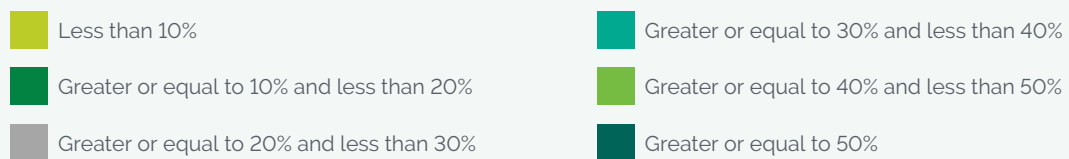
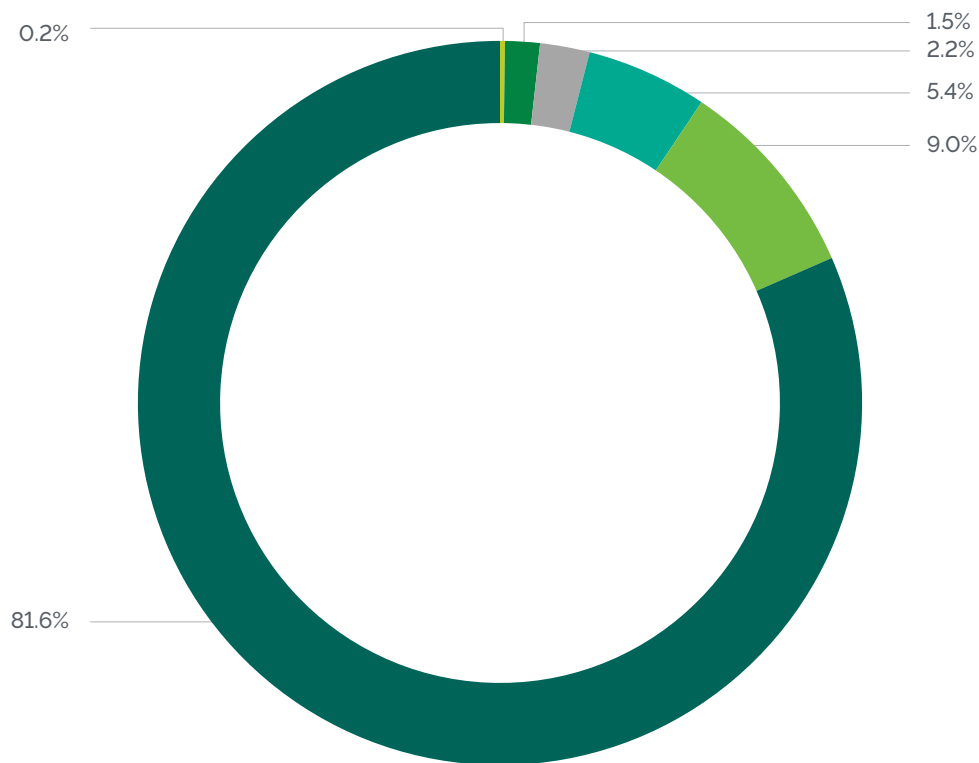


DISTRIBUTION OF FINANCIAL AID AWARDS

Academic Year 2020–2021

	NUMBER OF STUDENTS	TOTAL YEARLY TUITION	TOTAL YEARLY FINANCIAL AID
Less than 10%	97	\$1,528,245.00	\$149,101.48
Greater or equal to 10% and less than 20%	336	\$6,437,861.00	\$1,039,739.20
Greater or equal to 20% and less than 30%	338	\$6,105,449.00	\$1,489,798.08
Greater or equal to 30% and less than 40%	566	\$10,373,457.00	\$3,636,327.86
Greater or equal to 40% and less than 50%	656	\$13,494,026.00	\$6,080,331.60
Greater or equal to 50%	3,561	\$75,329,532.00	\$54,817,671.99
Total	5,554	\$113,268,570.00	\$67,212,970.21

Distribution of Financial Aid Awards



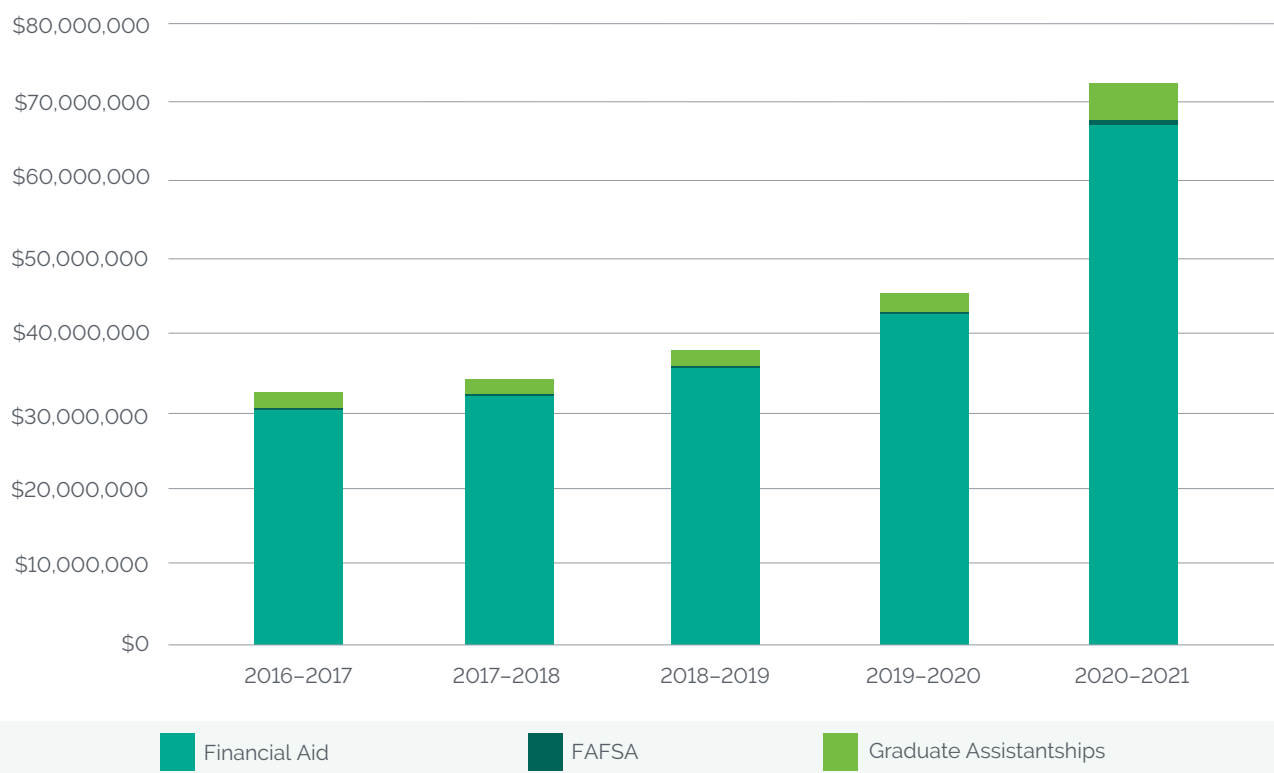


TRENDS IN FINANCIAL AID

Academic Year 2020–2021

	2016 2017	2017 2018	2018 2019	2019 2020	2020 2021
Financial Aid	\$30,043,644.84	\$31,720,027.92	\$35,494,170.66	\$42,525,173.83	\$67,212,871.21
FAFSA	\$361,484.00	\$395,329.00	\$385,627.00	\$413,399.00	\$413,399.00
Graduate Assistantships	\$2,103,827.25	\$1,948,183.40	\$2,009,265.86	\$2,333,465.06	\$4,707,265.97
Total	\$32,508,956.09	\$34,063,540.32	37,889,063.52	\$45,272,037.89	\$72,333,536.18

Trends in Financial Aid



TUITION AND FEES

Academic Year 2021–2022

The average undergraduate tuition for the Academic Year 2021-2022 is \$20,124 per year and the average graduate tuition is \$13,422 per year. Annual tuition fees for doctoral/professional practice programs amount to \$33,822 for students in the School of Medicine and \$26,400 for PharmD students. Tuition varies depending on the degree program

PROGRAM	UNDERGRADUATE PER TERM RATE (*)	PER CREDIT RATE
School of Architecture and Design		
Undergraduate Program		
Bachelor of Architecture	\$10,200	\$854
Interior Architecture	\$10,200	\$854
BA in Fashion Design	\$10,200	\$854
BA in Fine Arts	\$10,200	\$854
BS in Graphic Design	\$10,200	\$854
BS in Interior Design	\$10,200	\$854
Graduate Program (**)		
MA in Islamic Art	–	\$867
School of Arts and Sciences		
Undergraduate Program		
BA in Arabic Language and Literature	\$8,382	\$698
BA in Communication Arts/Communication	\$9,319	\$779
BA in English	\$8,382	\$698
BA in History	\$8,382	\$698
BA in Multimedia Journalism	\$9,319	\$779
BA in Performing Arts	\$9,319	\$779
BA in Philosophy	\$8,382	\$698
BA in Political Science	\$8,382	\$698
BA in Political Science/International Affairs	\$8,382	\$698
BA in Psychology	\$8,382	\$698
BA in Social Work and Community Development	\$8,382	\$698
BA in Television and Film	\$9,319	\$779
BA in Translation	\$8,382	\$698
BS in Bioinformatics	\$9,319	\$779
BS in Biology	\$9,319	\$779
BS in Chemistry	\$9,319	\$779
BS in Computer Science	\$9,319	\$779
BS in General Science	\$9,319	\$779
BS in Mathematics	\$9,275	\$775

PROGRAM	UNDERGRADUATE PER TERM RATE (*)	PER CREDIT RATE
School of Arts and Sciences		
BS in Nutrition	\$9,319	\$779
BS in Nutrition and Dietetics (Coordinated Program)	–	\$773
Bridge-Arts	\$8,382	\$698
Bridge-Sciences	\$9,319	\$779
Dietetics Internship	–	\$773
Freshman	\$8,423	\$701
Intensive English	\$7,900	\$658
Teaching Diploma	\$8,382	\$698
Diploma in Learning Disabilities and Giftedness	\$8,382	\$698
Regent's College Degree	\$9,319	\$779
Graduate programs (**)		
MA in Education	–	\$780
MA in Interdisciplinary Gender Studies	–	\$780
MA in International Affairs	–	\$780
MA in Migration Studies	–	\$780
MS in Applied and Computational Mathematics	–	\$814
MS in Biological Sciences	–	\$814
MS in Molecular Biology	–	\$814
MS in Computer Science	–	\$814
Adnan Kassar School of Business		
Undergraduate Programs		
BS in Business	\$9,938	\$827
BS in Business Emphasis Hospitality and Tourism Management	\$9,938	\$827
BS in Economics	\$9,938	\$827
Bridge-Business	\$9,938	\$827
Graduate Programs (**)		
Executive Master of Business Administration (**)	–	\$900
LLM in Business Law	–	\$882
MA in Applied Economics	–	\$882
Master of Business Administration (MBA)	–	\$882
MS in Human Resources Management	–	\$882
QBA (Remedial MBA Course)	–	\$882
Interdisciplinary		
Executive MA in Actuarial Science	–	\$900

PROGRAM	UNDERGRADUATE PER TERM RATE (*)	PER CREDIT RATE
School of Engineering		
Undergraduate Program		
BE in Civil Engineering	\$10,154	\$848
BE in Computer Engineering	\$10,154	\$848
BE in Industrial Engineering	\$10,154	\$848
BE in Electrical Engineering	\$10,154	\$848
BE in Mechanical Engineering	\$10,154	\$848
BE in Petroleum Engineering	\$10,154	\$848
BE in Mechatronics Engineering	\$10,154	\$848
Graduate Program (**)		
MS in Civil and Environmental Engineering	–	\$891
MS in Computer Engineering	–	\$891
MS in Industrial Engineering and Engineering Management	–	\$891
Alice Ramez Chagoury School of Nursing		
Undergraduate Program		
BS in Nursing		
New students AY 2020–2021	\$7,135	\$597
Continuing students AY 2019–2020	\$7,135	\$597
Continuing students AY 2018–2019	\$6,926	\$580
Continuing students AY 2017–2018	\$6,676	\$559
Continuing students AY 2016–2017	\$6,450	\$540
Continuing students AY 2015–2016	\$6,084	\$510
School of Pharmacy		
Undergraduate Program		
BS in Pharmacy	\$10,850	\$906
Graduate Program (**)		
MS in Pharmaceutical Development & Management	–	\$779
Other		
New York Academic Center	–	\$945
Special Students	\$10,967	\$912
Undecided Major	\$9,319	\$779

PROGRAM	ANNUAL TUITION
Gilbert and Rose-Marie Chagoury School of Medicine	
MD Program	
New students AY 2020–2021	\$33,822
Continuing students AY 2019–2020	\$33,822
Continuing students AY 2018–2019	\$32,837
Continuing students AY 2017–2018	\$31,650
Continuing students AY 2016–2017	\$30,430
Continuing students AY 2015–2016	\$28,704
Continuing students AY 2014–2015	\$28,704


School of Pharmacy	
Doctor of Pharmacy (PharmD)	\$26,400

(*) 12 or more credit hours per term

(**) Graduate Programs per credit

(***) Research Doctoral fees are offered to PhD candidates of other universities using the LAU labs.

The above tuition values for the fall 2021 semester reflect the current economic situation in the country. Tuition and other fees will be confirmed prior to the start of each semester.





STUDENT HOUSING

Fall 2021

	NUMBER OF ROOMS AVAILABLE	NUMBER OF RESIDENTS	NUMBER OF ROOMS OCCUPIED	OCCUPANCY RATE
Residence Hall for Females				
Beirut campus				
Santona Residence	28	56	28	100%
Siran Towers	28	56	28	100%
Byblos campus				
Residence Hall Block B	60	106	60	100%
Residence Hall Block C	12	24	12	100%

Residence Hall for Males				
Beirut campus				
Santona Residence	22	44	22	100%
Siran Towers	10	20	10	100%
Byblos campus				
Residence Hall Block B	44	71	44	100%
Residence Hall Block C	12	24	12	100%

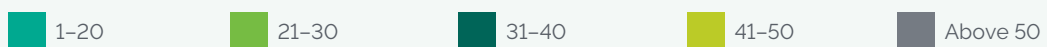
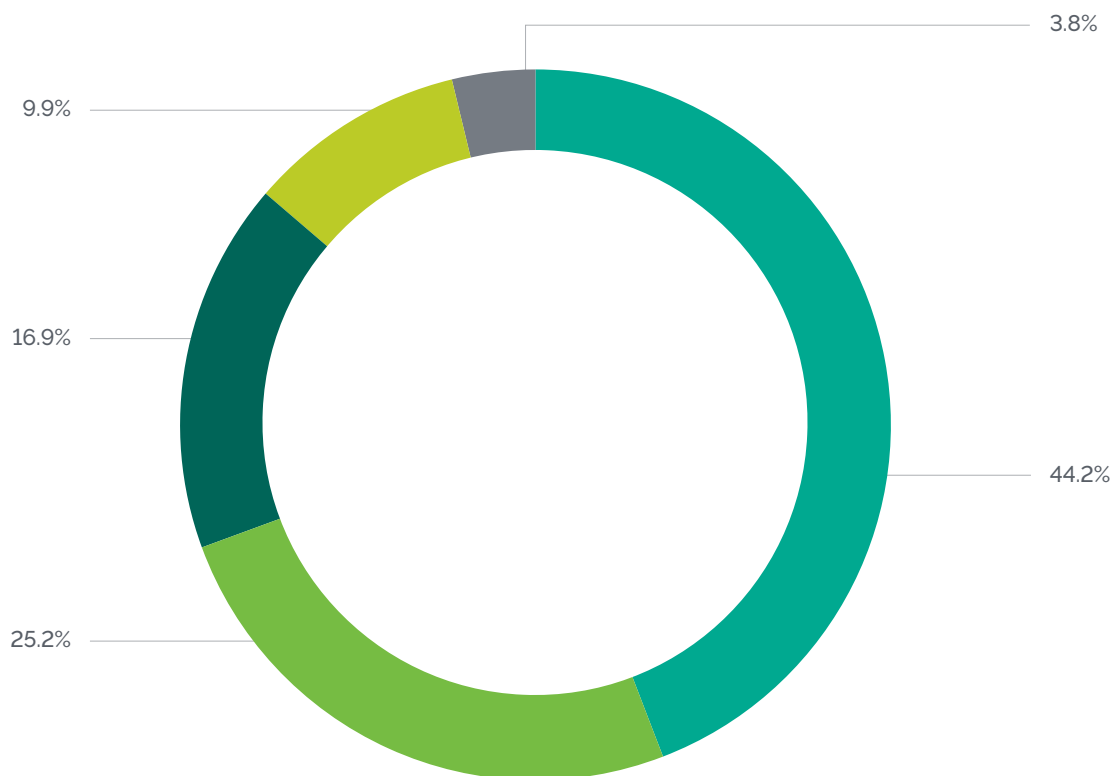
	AVERAGE HOUSING FEES PER YEAR AY 2021-2022		
	BEIRUT CAMPUS	BYBLOS CAMPUS	UNIVERSITY-WIDE
Single Room	\$11,104	\$6,870	\$8,987
Shared Room	\$7,210	\$4,485	\$5,848

CLASS SIZE

Fall 2021

SCHEDULE TYPE	1 – 20	21 – 30	31 – 40	41 – 50	ABOVE 50
Lab	194	30	2	2	–
Language	22	183	30	–	–
Lecture	368	217	263	174	67
Seminar	11	3	–	–	–
Studio	165	14	4	–	–
Workshop	22	–	–	–	–
Total	782	447	299	176	67

Class Size



LIBRARY AND OTHER INFORMATION RESOURCES

Academic Year 2020–2021



▀ Affiliations

The Lebanese American University maintains library affiliations with local, regional and international associations and organizations. These include:

- ▀ The Lebanese Library Association (LLA), since 1995. LLA was founded in Beirut in 1960 "to improve the standard of libraries and librarians and to encourage scientific and literary research in Lebanon."
- ▀ The American Library Association (ALA), since 1985. Founded in October 6, 1876, ALA's mission is "to provide leadership for the development, promotion and improvement of library and information services and the profession of librarianship in order to enhance learning and ensure access to information for all."
- ▀ American International Consortium of Academic Libraries (AMICAL), since 2004; AMICAL is an international consortium of American-model, liberal arts institutions of higher learning. Its mission is to advance learning, teaching and research through the collaborative development of library and information services and curricular resources at member institutions;
- ▀ Lebanese Academic Library Consortium (LALC), since 2002 (four private institutions – the American University of Beirut, the Lebanese American University, Notre-Dame University and the University of Balamand – initially established the Lebanese Academic Library Consortium (LALC), the first library consortium in Lebanon aimed at cooperating in subscriptions to one or more online resources, and have since been joined by Université Saint-Esprit de Kaslik, University Saint Joseph, Beirut Arab University and Haigazian University);
- ▀ The Lebanese Interlibrary Loan/Document Delivery Services consortium (LIDS), since 2007 (established by LAU in cooperation with Kaslik University, Notre Dame University and University of Balamand, and recently joined by the United Nations Economic and Social Commission for Western Asia-Commission of Lebanon (ESCWA), Haigazian University, Middle East University, Beirut Arab University, American University of Beirut and Banque Du Liban or Lebanese Central Bank);
- ▀ OCLC, since 2008 (a non-profit library service and research worldwide organization in which almost 25,900 libraries, archives and museums in 170 countries are members). Thanks to a Libraries Very Interested in Sharing (LVIS) agreement signed through OCLC, LAU libraries can now share resources with more than 4,000 libraries around the world for free).



LIBRARY AND OTHER INFORMATION RESOURCES 2020–2021

Expenditures / FTE Student

Materials	\$154.34
Salaries & Wages (permanent staff)	\$120.24
Salaries & Wages (student employees)	\$0.05
Other Operating expenses	\$121.21

Collections

Percent available physically	35%
Percent available electronically	65%
Number of digital repositories	7,531

Personnel (FTE)

Librarians – Beirut Campus	8
Librarians – Byblos Campus	8
Other library personnel – Beirut Campus	12
Other library personnel – Byblos Campus	6

Availability/attendance

Hours of operation/week – Beirut campus	40
Hours of operation/week – Byblos campus	40

CONSORTIA/PARTNERSHIPS

Lebanese Academic Library Consortium (LALC) <http://lalc.lau.edu.lb/>

Lebanese ILL/DD Services Consortium (LIDS) <https://www.facebook.com/LIDS-Consortium-714676411911054/>

AMICAL Consortium <https://www.amicalnet.org/>


INFORMATION TECHNOLOGY RESOURCES

Academic Year 2020–2021

INFORMATION TECHNOLOGY RESOURCES	
Course Management System	
Number of classes using the system	2,936
Number of students (having seats) on system	97,214
Bandwidth	
On-Campus Network	10 Gbps
Off-Campus Access – Commodity Internet	1.2 Gbps
Wireless Protocol(s)	802.11 a/b/g/n/ac/ax
Network	
Percent of residence halls connected to network	
Wired	100%
Wireless	100%
Percent of classrooms connected to network	
Wired	100%
Wireless	100%
Public wireless ports	7,000
Public computers connected to network	1,601
Public computers connected to network in libraries	338
Multimedia Classrooms (Percent)	
Beirut campus	100%
Byblos campus	100%
Smart Classrooms	
Beirut campus	72 classrooms/19 labs
Byblos campus	55 classrooms/84 labs
New York Academic Center	10
PCs and Laptops	
Beirut campus	562
Byblos campus	1,146
IT Personnel (FTE)	
Beirut campus	26
Byblos campus	9

SOFTWARE SYSTEMS AND VERSIONS

Students	Banner 9, Blackboard Learn, Portal on MS Sharepoint, MS Office365, Starfish, Blue, Laserfiche, etc...
Finances	E-business Suite v 12.1.3
Human Resources	E-business Suite v 12.1.3
Advancement	Raiser's edge 7.96
Library	Olib 9 SP11, Ereserve 5.7, PaperCut v. 19, Annahar
Interactive Video Conferencing	CISCO



STUDENT CLUBS

Clubs are initiated and organized by students, for students, and focus on a wide range of interests including academic majors, culture, sports, human rights and the arts. They provide students with opportunities to engage in extracurricular pursuits and hobbies and to establish diverse relationships, thereby contributing to LAU's goal of developing the whole person.

Beirut Campus

Aie Club	Education Club	Marketing Club
Animal Care Club	Entrepreneurship Club	Mathematics Club
Astronomy Club	Environment Club	Motorsports Club
Bioinformatics Club	Event Organization Club	Music Club
Biotechnology Club	Fashion Club	Neuroscience Club
Billiard Club	Finance Club	Nutrition & Food Science Club
Chess Club	Fitness Club	Photography Club
Civic Welfare Club	Gamers Club	Physics Club
Cinema Club	Hospitality Club	Pre-Med Club
Computer Science Club	Human Rights Club	Psychology Club
Consulting Club	Hype Club	Red Cross Club
Cycling Club	I in Ethics Club	Science Club
Data Analytics Club	International Affairs Club	Social Work Club
Design Club	Intersectional Feminist Club	The Page Turner Club
Discover Lebanon Club	Investment Club	TEDxLAU Club
Economics Club	Life Skills Club	

Byblos Campus

180 Degrees NGO Consulting Club	First Responder Club
American Society of Mechanical Engineers Club (ASME)	Football Fan Club
Architecture and Design club	Gender and Sexuality Club
Armenian Club	Human Rights Club
Artificial Intelligence and Cognitive Science Club (AICS)	Institute of Electrical and Electronics Engineers (IEEE)
Arts Club	Club-IEEE Student Branch
American Society of Civil Engineers Club (ASCE)	Institute of Industrial Engineers (IIE) Club
Association of Energy Engineers (AEE)	International Affairs Club
Astronomy Club	Japanese Cultural Club
Automotive Club	Lebanese Medical Students International Committee (LeMSIC)
Bioinformatics Club	Logistics-Automation Club
Book Club	Medical Students Association (MSA) Club
Cedars Club	Music Club
Chem Club	NAPHAS Club
Chess Club	Nursing Club
Civic Welfare Club	Petroleum Club
Consulting club	Premedical Society club
Developer Student Club	Psychology Club
Discovery 4 Views	Robotics Club
Economics Club	Rotaract Club
Environmental Club	Student Volunteering club
Event Planning Club	Women Health Association Club
Family Business and Entrepreneurship Club	

CENTERS AND INSTITUTES

The Lebanese American University boasts a total of 23 specialized centers and institutes, offering vast opportunities for research and training. These centers and institutes hold conferences, workshops, seminars and community outreach programs throughout the year, providing specialized knowledge, training and access to information and resources to students, researchers, faculty and professionals around the globe.


Centers and Institutes

Arab Institute for Women
Center for Innovative Learning
Center for Integrative research
Center for Lebanese Heritage
Center for Lebanese Studies
CISCO Institute
Clinical Simulation Center
Early Childhood Center
Institute for Banking and Finance
Institute for Human Resources
Institute for Media Research and Training
Institute for Migration Studies

Institute for Social Justice and Conflict Resolution
Institute for Water Resources & Environmental Technologies
Institute for Environmental Studies & Research
Institute of Family and Entrepreneurial Business
Institute of Hospitality and Tourism Management Studies
Institute of Islamic Art and Architecture
LAU Fouad Makhzoumi Innovation Center
Software Institute
Summer Institute for Intensive Arabic Language and Culture
Teacher Training Institute
Writing Center



FACULTY AND STAFF

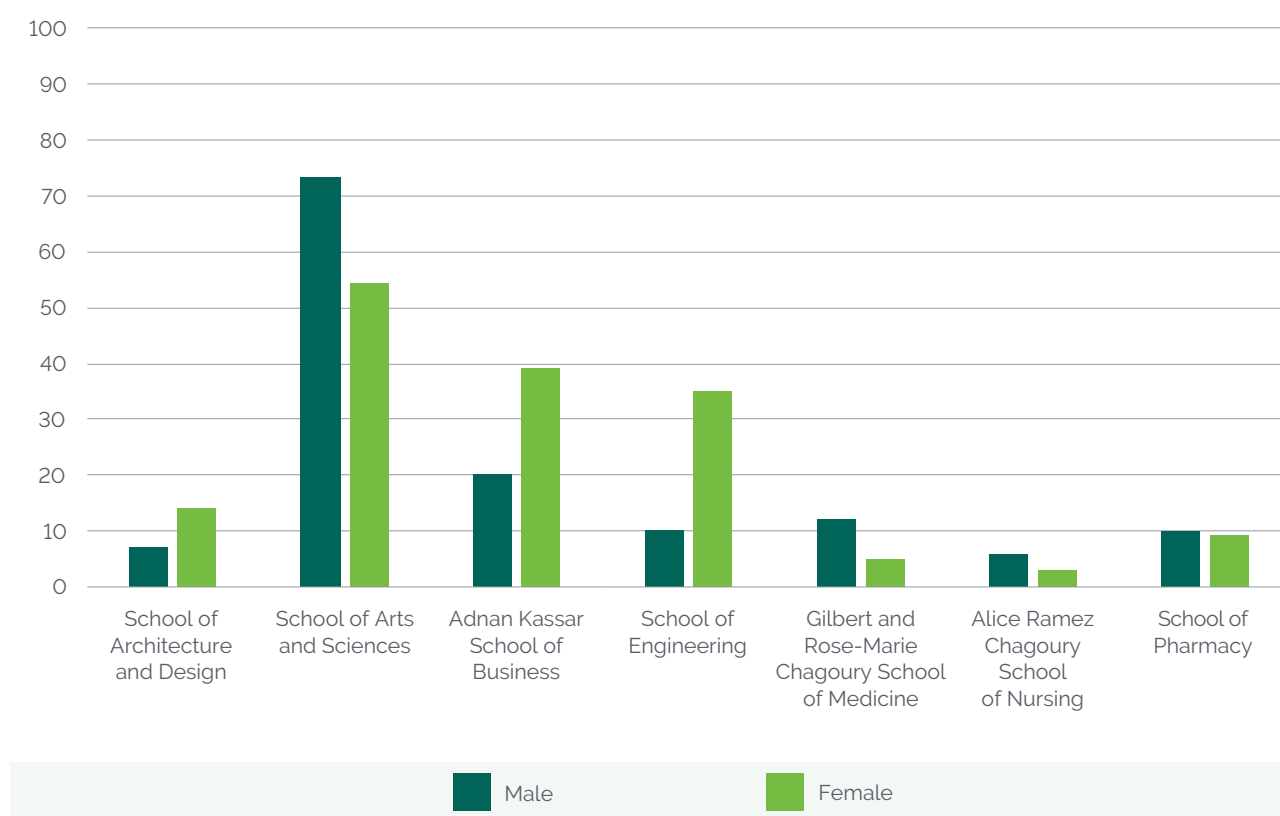


FULL-TIME FACULTY BY GENDER AND SCHOOL

Fall 2021

	MALE	FEMALE	TOTAL
School of Architecture and Design	14	7	21
School of Arts and Sciences	54	73	127
Adnan Kassar School of Business	39	20	59
School of Engineering	35	10	45
Gilbert and Rose-Marie Chagoury School of Medicine	5	12	17
Alice Ramez Chagoury School of Nursing	3	6	9
School of Pharmacy	9	10	19
Total	159	138	297

Full-time Faculty by Gender and School



PHYSICIANS AT LAUMC-RH AND LAUMC-SJH

Academic year 2021-2022

	MALE	FEMALE	TOTAL
Full-Time Physicians	138	112	250
Part-Time Physicians	114	45	159

FULL-TIME FACULTY BY RANK, GENDER AND SCHOOL

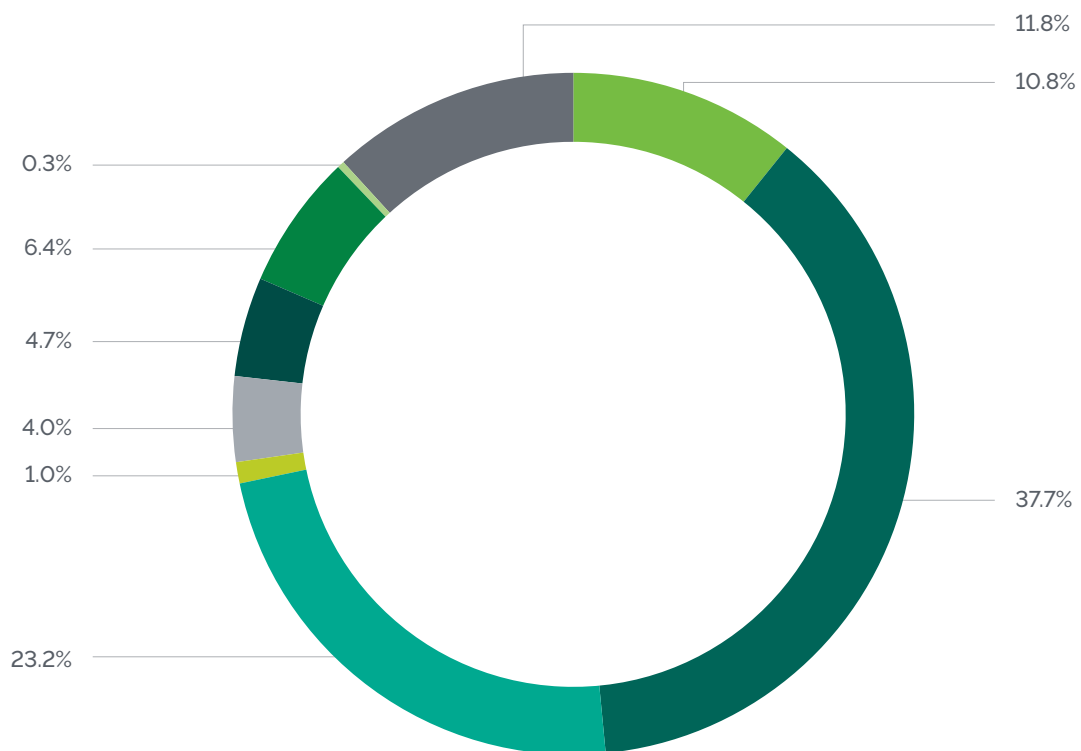
Fall 2021

	GENDER	PROFESSOR	ASSOCIATE PROFESSOR	ASSISTANT PROFESSOR	SENIOR LECTURER	LECTURER	SENIOR INSTRUCTOR	INSTRUCTOR	ASSISTANT INSTRUCTOR	RESEARCH FACULTY/ POST-DOCTORAL RESEARCH FELLOW	TOTAL
School of Architecture and Design	Female	–	2	3	–	2	–	–	–	–	7
	Male	1	6	4	–	3	–	–	–	–	14
School of Arts and Sciences	Female	7	17	16	1	4	8	9	–	11	73
	Male	5	24	9	–	1	5	–	–	10	54
Adnan Kassab School of Business	Female	–	10	5	–	1	–	3	–	1	20
	Male	6	19	8	2	1	1	1	1	–	39
School of Engineering	Female	1	4	1	–	–	–	–	–	4	10
	Male	8	11	12	–	–	–	–	–	4	35
Gilbert and Rose-Marie Chagoury School of Medicine	Female	1	1	7	–	–	–	–	–	3	12
	Male	–	2	2	–	–	–	1	–	–	5
Alice Ramez Chagoury School of Nursing	Female	–	3	1	–	–	–	2	–	–	6
	Male	1	–	–	–	–	–	2	–	–	3
School of Pharmacy	Female	–	8	1	–	–	–	–	–	1	10
	Male	2	5	–	–	–	–	1	–	1	9
Total	Female	9	45	34	1	7	8	14	–	20	138
	Male	23	67	35	2	5	6	5	1	15	159
	Total	32	112	69	3	12	14	19	1	35	297





Full-time Faculty by Rank



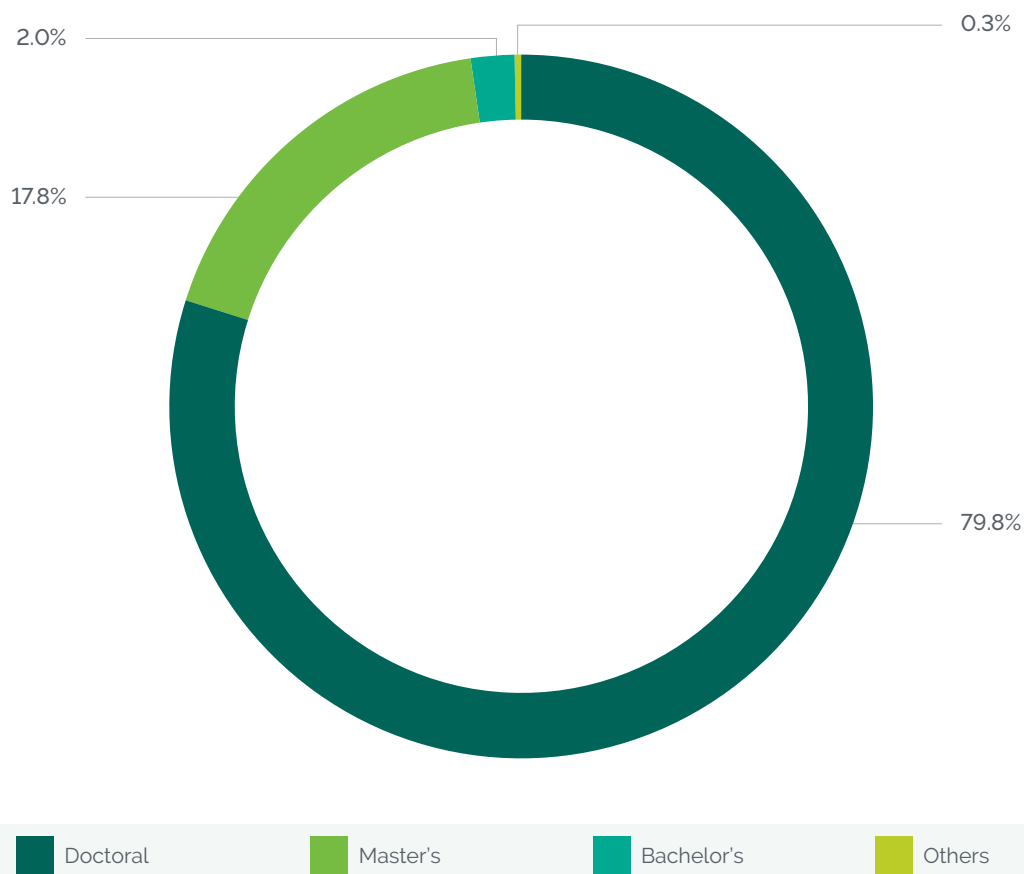
■ Professor	■ Senior Lecturer	■ Instructor
■ Associate Professor	■ Lecturer	■ Assistant Instructor
■ Assistant Professor	■ Senior Instructor	■ Research Faculty/ Post-doctoral Research Fellow

HIGHEST DEGREE EARNED BY FULL-TIME FACULTY

Fall 2021

	DOCTORATE		MASTER		Bachelor		OTHER		TOTAL	
	COUNT	% OF TOTAL	COUNT	% OF TOTAL	COUNT	% OF TOTAL	COUNT	% OF TOTAL	COUNT	% OF TOTAL
Professor	32	10.8%	–	0.0%	–	–	–	–	32	10.8%
Associate Professor	106	35.7%	6	2.0%	–	–	–	–	112	37.7%
Assistant Professor	60	20.2%	8	2.7%	1	0.3%	–	–	69	23.2%
Senior Lecturer	2	0.7%	1	0.3%	–	–	–	–	3	1.0%
Lecturer	5	1.7%	4	1.3%	3	1.0%	–	–	12	4.0%
Senior Instructor	–	–	13	4.4%	1	0.3%	–	–	14	4.7%
Instructor	2	0.7%	17	5.7%	–	–	–	–	19	6.4%
Assistant Instructor	–	–	–	–	–	–	1	0.3%	1	0.3%
Research Faculty/ Post-doctoral Research Fellow	30	10.1%	4	1.3%	1	0.3%	–	–	35	11.8%
Total	237	79.8%	53	17.8%	6	2.0%	1	0.3%	297	100.0%

Highest Degree Earned by Full-time Faculty



FULL-TIME FACULTY WITH DOCTORAL DEGREES

Fall 2021

	COUNT IN SCHOOL	PERCENT IN SCHOOL	PERCENT OF TOTAL
School of Architecture and Design	6	28.6%	2.5%
School of Arts and Sciences	99	78.0%	41.8%
Adnan Kassar School of Business	48	81.4%	20.3%
School of Engineering	43	95.6%	18.1%
Gilbert and Rose-Marie Chagoury School of Medicine	17	100.0%	7.2%
Alice Ramez Chagoury School of Nursing	5	55.6%	2.1%
School of Pharmacy	19	100.0%	8.0%
Total	237	79.8%	100.0%

FULL-TIME FACULTY AGE RANGE BY RANK

Fall 2021

	20 – 29	30 – 39	40 – 49	50 – 59	60 and above
Professor	–	1	8	12	11
Associate Professor	–	16	48	35	13
Assistant Professor	2	39	16	8	4
Senior Lecturer	–	–	–	1	2
Lecturer	–	1	2	5	4
Senior Instructor	–	–	3	6	5
Instructor	1	8	6	3	1
Assistant Instructor	–	–	1	–	–
Research Faculty/ Post-doctoral Research Fellow	7	22	5	1	–
Total	10	87	89	71	40

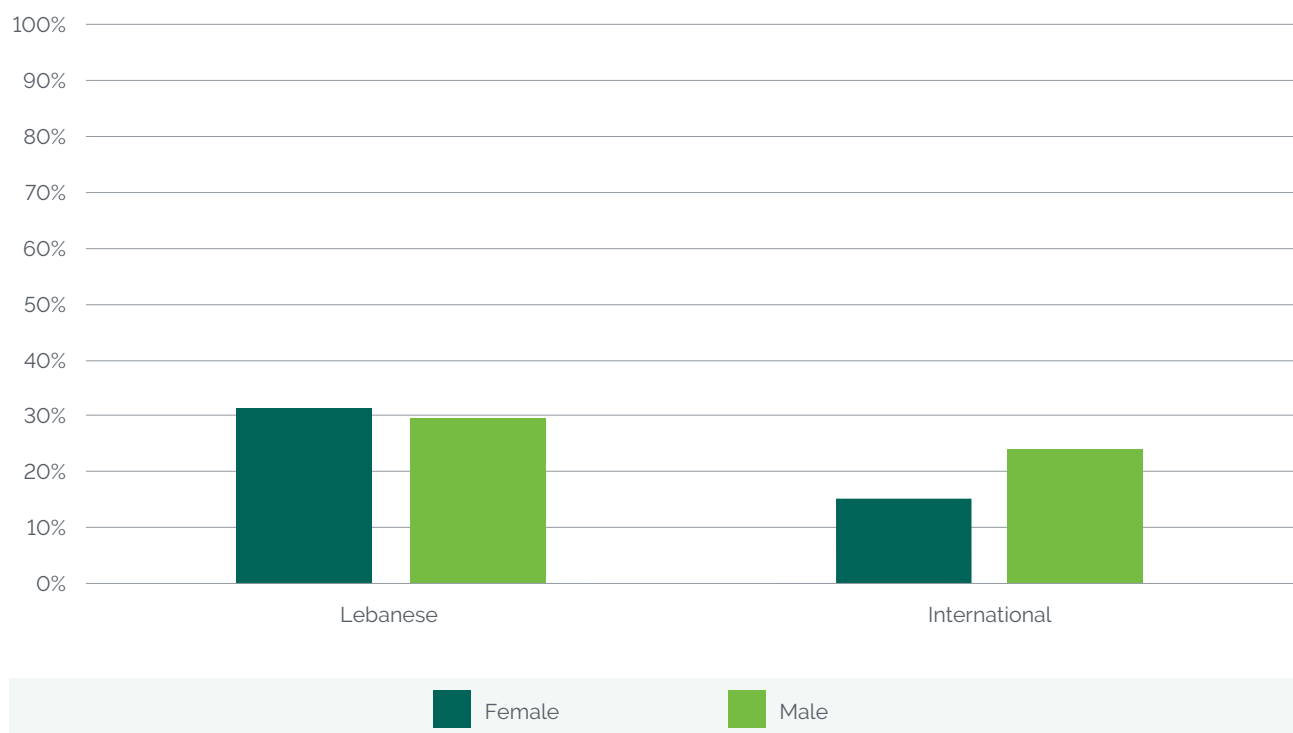


FULL-TIME FACULTY BY NATIONALITY

Fall 2021

	FEMALE		MALE	
	COUNT	PERCENT OF TOTAL FACULTY	COUNT	PERCENT OF TOTAL FACULTY
Lebanese	93	31.3%	88	29.6%
International	45	15.2%	71	23.9%
Total	138	46.5%	159	53.5%

Full-time Faculty by Nationality



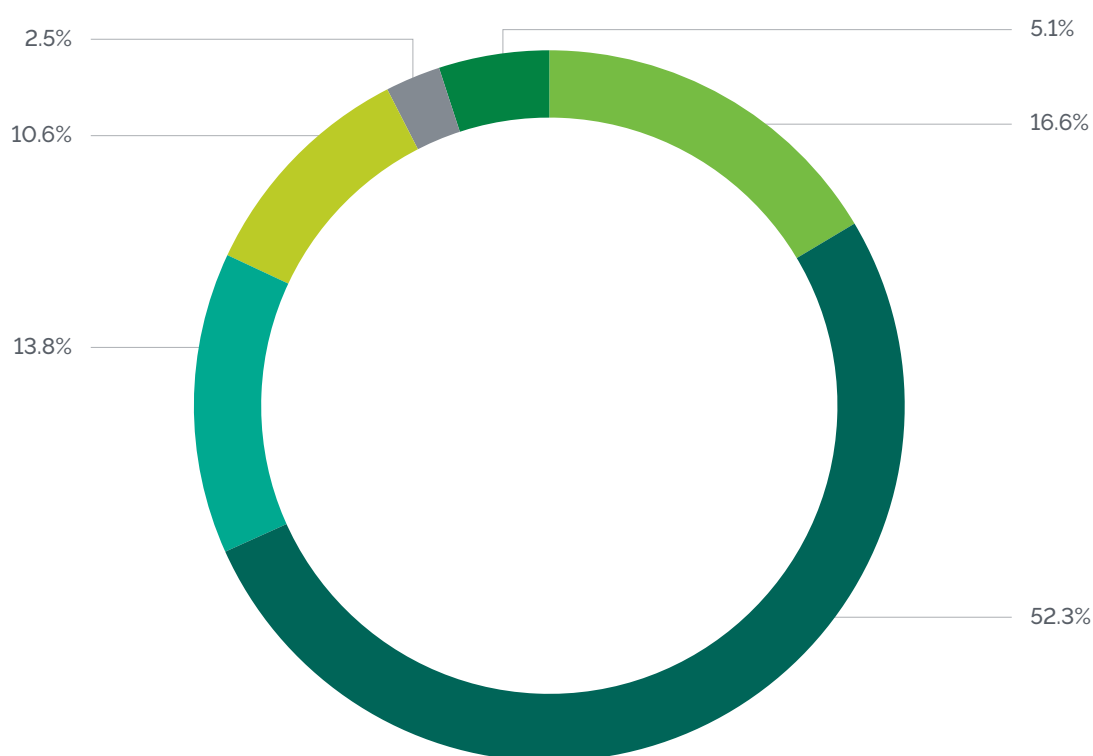
PART-TIME FACULTY BY SCHOOL AND GENDER

Fall 2021

	FEMALE	MALE	TOTAL
School of Architecture and Design	39	33	72
School of Arts and Sciences	151	76	227
Adnan Kassir School of Business	25	35	60
School of Engineering	16	30	46
Alice Ramez Ghagoury School of Nursing	9	2	11
School of Pharmacy	17	5	22
Total	254	180	434

Duplicate headcounts occur between schools as faculty may teach in two different schools, but the total headcount is unduplicated.

Part-time Faculty by School



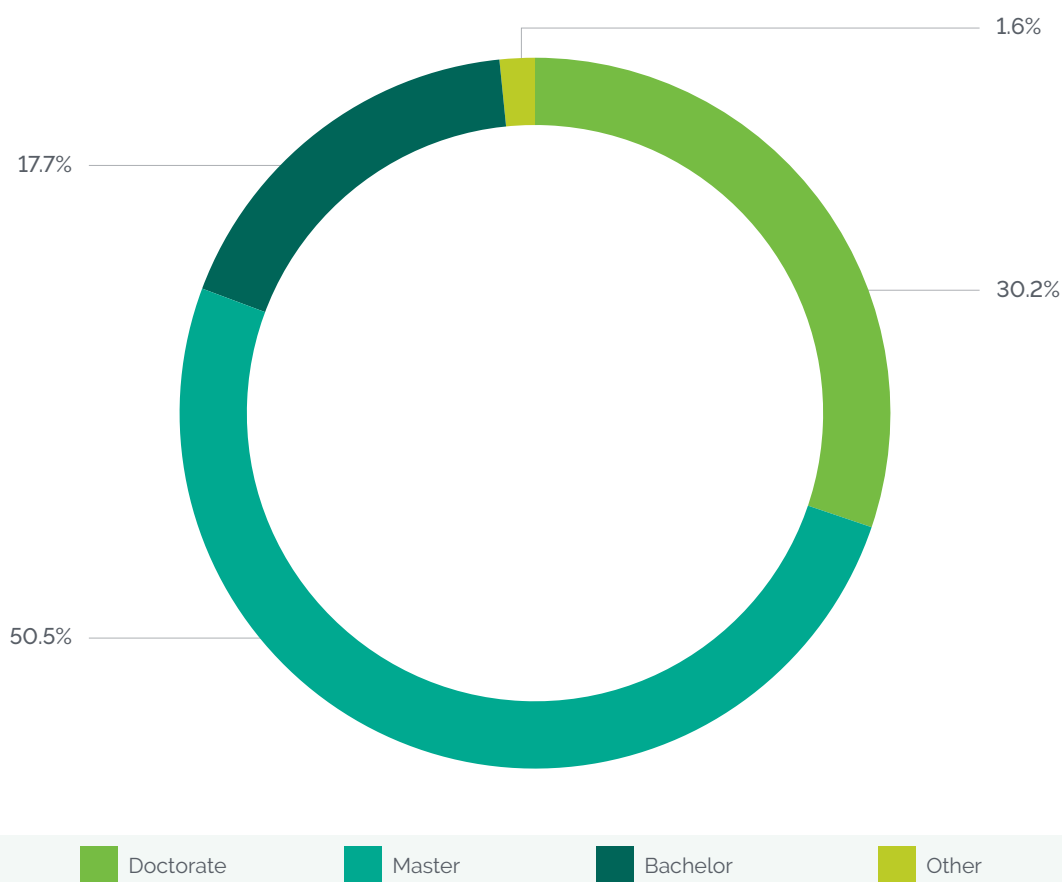
HIGHEST DEGREE EARNED BY PART-TIME FACULTY

Fall 2021

	DOCTORATE		MASTER		BACHELOR		OTHER		TOTAL	
	COUNT	% IN SCHOOL	COUNT	% IN SCHOOL	COUNT	% IN SCHOOL	COUNT	% IN SCHOOL	COUNT	% IN SCHOOL
School of Architecture and Design	5	6.9%	50	69.4%	14	19.4%	3	4.2%	72	100%
School of Arts and Sciences	70	30.8%	122	53.7%	31	13.7%	4	1.8%	227	100%
Adnan Kassar School of Business	25	41.7%	30	50.0%	5	8.3%	–	–	60	100%
School of Engineering	17	37.0%	12	26.1%	17	37.0%	–	–	46	100%
Alice Ramez Ghagoury School of Nursing	–	–	3	27.3%	8	72.7%	–	–	11	100%
School of Pharmacy	16	72.7%	4	18.2%	2	9.1%	–	–	22	100%
Total	131	30.2%	219	50.5%	77	17.7%	7	1.6%	434	100%

Duplicate headcounts occur between schools as faculty may teach in two different schools, but the total headcount is unduplicated.

Highest Degree Earned by Part-Time Faculty



FACULTY FTE BY SCHOOL

Fall 2021

SCHOOL	FTE
School of Architecture and Design	45.0
School of Arts and Sciences	202.7
Adnan Kassar School of Business	79.0
School of Engineering	60.3
Gilbert and Rose-Marie Chagoury School of Medicine	320.0
Alice Ramez Ghagoury School of Nursing	12.7
School of Pharmacy	26.3
Total	744.7

STUDENT-FACULTY RATIO

Fall 2021

Total Students FTE *	7,453.33
Total Faculty FTE **	744.7
Student-Faculty Ratio ***	10 to 1

* Students FTE = full-time students + 1/3 part-time students

** Faculty FTE = full-time faculty + 1/3 part-time faculty

*** Student-Faculty Ratio = Students FTE / Faculty FTE

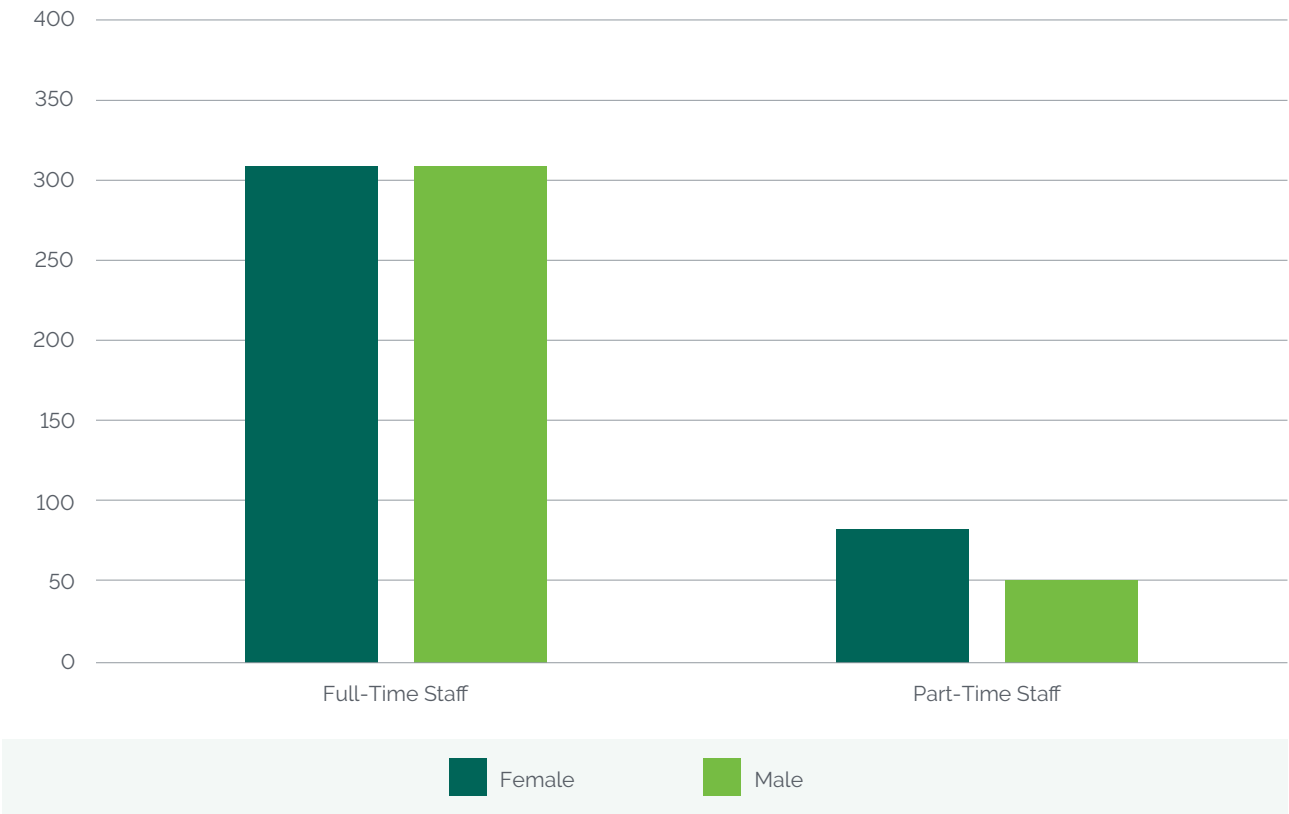


STAFF BY EMPLOYMENT TYPE AND GENDER

Fall 2021

	FULL-TIME STAFF	PART-TIME STAFF	TOTAL
Female	309	82	391
Male	309	50	359
Total	618	132	750

Staff by Gender





ALUMNI



ALUMNI CHAPTERS

PRESIDENT/COMMITTEE	CHAPTER
Naim Stephan	Abu Dhabi Chapter
Committee	Aleppo Chapter
Sana Jeha Cherfan	Athens Chapter
Committee	Atlanta Chapter
Rushdi Kikhia	Bahrain Chapter
Bashir Sakka	Beirut Chapter
Hala Mikati Jabre	BCW Chapter
Jana Thoumy	Byblos Chapter
Committee	Chicago Chapter
Committee	Dallas Chapter
Committee	Damascus Chapter
Hiba Yazbeck Wehbe	Detroit Chapter
Adalat Nakkash	Dubai & Northern Emirates Chapter
Committee	Eastern Province Chapter
Jack Kassab	EMBA Group
Committee	Florida Chapter
Lana Captan Ghandour	Ghana Chapter
Tania Shaheen	Houston Chapter
Jamil Ghandour	Jeddah Chapter
Suhair Alami Masri	Jordan Chapter
Ziad Kabbani	Kuwait Chapter
Committee	London Chapter



PRESIDENT/COMMITTEE	CHAPTER
Hani Antar	Montreal Chapter
Robert Shafie	New England Chapter
Fadi Broumana	New York, New Jersey Chapter
Committee	Nigeria Chapter
Committee	North Lebanon Chapter
Hana Rustom Archbold	Northern California Chapter
Mireille Aoun Kamar	Oman Chapter
Committee	Ottawa Chapter
Hanadi Khalil Tellier	Paris Chapter
Wassim ALDayah	Qatar Chapter
Ramzi Bizri	Riyadh Chapter
Joe Hawa	School of Engineering Chapter
Wael Salame	School Of Medicine
Committee	School of Pharmacy Chapter
Noushin Maktabi Issa	Seattle, Washington State Chapter
Samar Wehbe Shealb	South Lebanon Chapter
Rowaida Bourji	Southern California Chapter
Taline Ouzounian Avakian	Switzerland Chapter
Fadi Safadieh	Toronto Chapter
Jad El Hajj	Sydney Chapter
Ali Tourba	USP Chapter
Chantal Farrah	Washington DC Chapter

ALUMNI CHAPTERS BY REGION

ALUMNI CHAPTERS BY REGION	NUMBER OF CHAPTERS
Lebanon	10
Arab World	12
Europe	4
Africa	2
United States and Canada	15
Australia	1
Total Chapters	44

ALUMNI BY GENDER

ALUMNI BY GENDER	NUMBER OF ALUMNI
Female Alumni	27,481
Male Alumni	22,352
Total Alumni	49,833

Alumni by Gender



Male Alumni



Female Alumni

ALUMNI BY RESIDENCE

COUNTRY OF RESIDENCE	NUMBER OF ALUMNI	COUNTRY OF RESIDENCE	NUMBER OF ALUMNI	COUNTRY OF RESIDENCE	NUMBER OF ALUMNI
Algeria	11	Iraq	258	Qatar	284
Angola	1	Ireland	1	Republic of Singapore	1
Argentina	1	Italy	13	Romania	3
Australia	85	Ivory Coast	6	Russia	2
Austria	6	Jamaica	1	Saudi Arabia	819
Bahrain	163	Japan	3	Senegal	2
Belgium	20	Jordan	685	Sierra Leone	11
Benin	1	Kenya	1	Somalia	1
Brazil	11	Korea	2	South Africa	7
Canada	596	Kuwait	599	Spain	20
China	2	Lebanon	40,707	Sudan	12
Colombia	2	Liberia	12	Sweden	18
Cyprus	99	Libya	20	Switzerland	47
Democratic Republic of the Congo	2	Luxembourg	2	Syria – Not to Mail	536
Denmark	4	Malaysia	2	Taiwan	1
Egypt	71	Malta	1	Tanzania	3
Ethiopia	18	Mexico	7	Thailand	1
Finland	3	Monaco	1	Tunisia	17
France	125	Morocco	10	Turkey	24
Gabon	1	Mozambique	1	Uganda	1
Gambia	3	New Zealand	3	Ukraine	2
Germany	29	Nigeria	26	United Arab Emirates	1,545
Ghana	33	Norway	5	United Kingdom	240
Greece	71	Oman	82	United States of America	2,109
Guinea	3	Pakistan	6	Venezuela	11
Haiti	1	Palestine – Not to Mail	169	Vietnam	2
Holland	6	Panama	19	West Indies	4
India	8	Philippines	4	Yemen	14
Indonesia	3	Poland	14	Zimbabwe	2
Iran	55				
Total					49,833

FINANCIAL INFORMATION



FINANCES

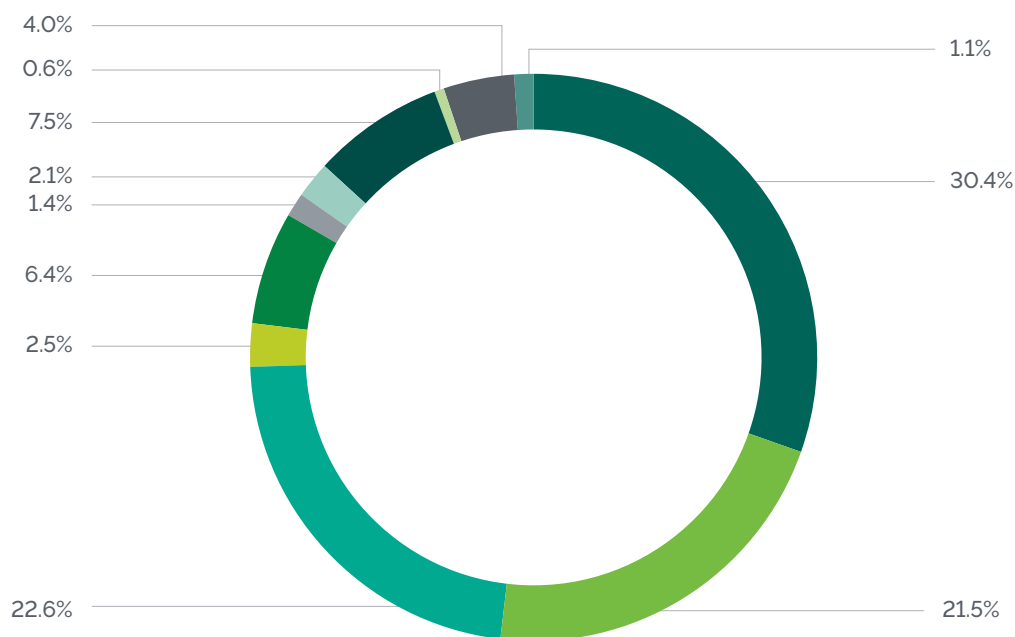
Academic Year 2020–2021

OPERATING BUDGET 2020–2021: \$ 181,444,626

Revenue Budget 2020–2021



Expense Budget 2020–2021



Teaching Compensation	Contracted Services	Contingency & Transfers
Non-Teaching Compensation	Travel & Communication	Other Expenses
Financial Aid	Utilities & Taxes	SP
Supplies	Depreciation	

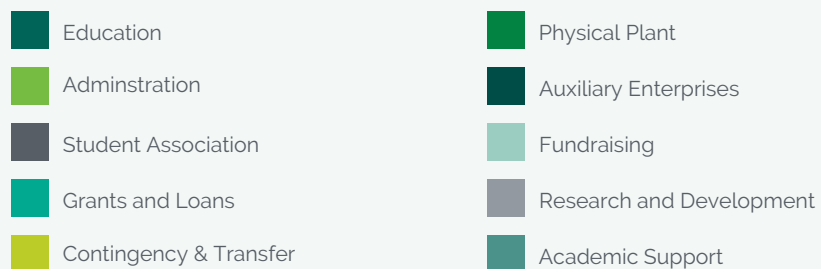
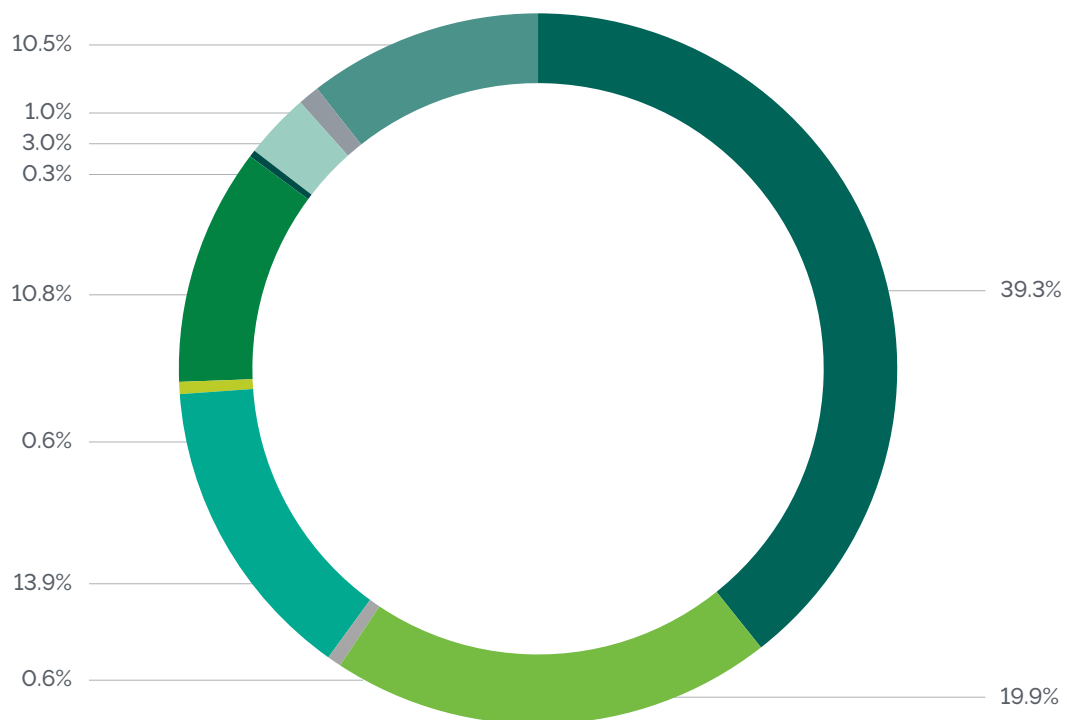
EXPENSES PER STUDENT AY 2020–2021

Total expenses per student headcount	\$22,557
Total expenses per student FTE	\$24,045



EXPENSES BY FUNCTION

Expenses by Function 2020–2021

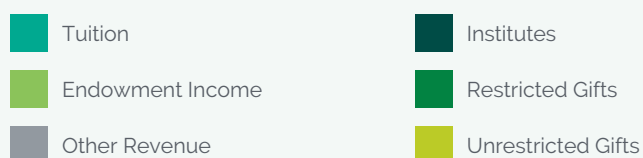
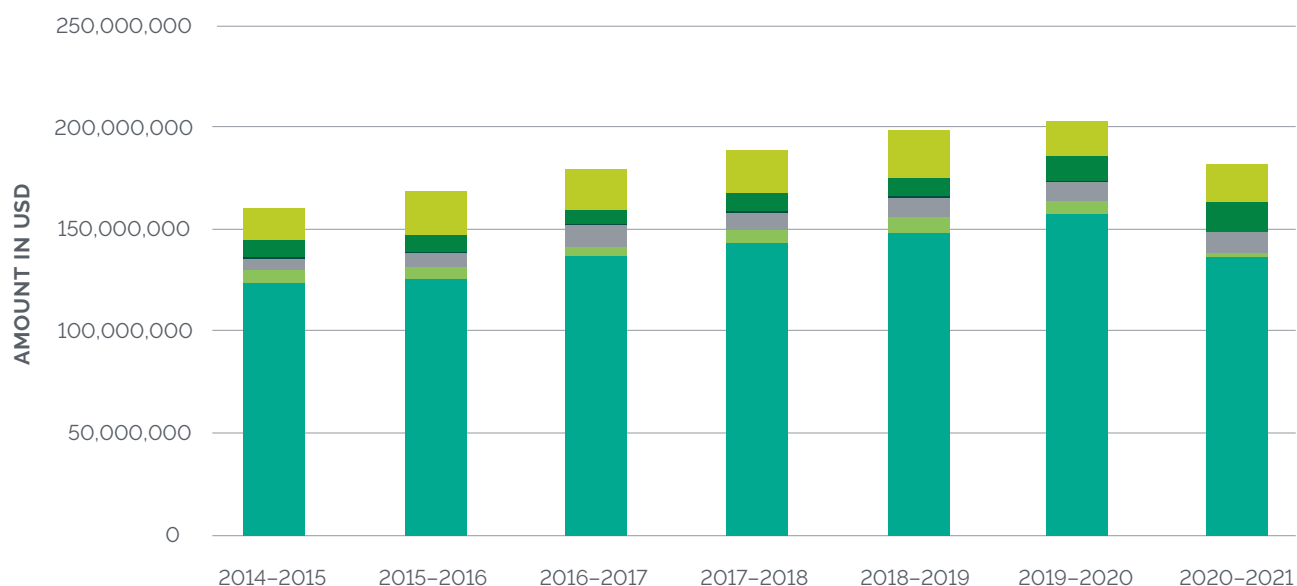


TRENDS IN REVENUES (IN \$)

2014–2015 till 2020–2021

	2014–2015	2015–2016	2016–2017	2017–2018	2018–2019	2019–2020	2020–2021
Tuition	123,437,515	125,348,461	135,870,976	142,922,506	147,940,587	156,401,060	136,084,184
Endowment Income	6,000,000	6,000,000	6,000,000	6,000,000	7,600,000	7,600,000	1,500,000
Other Revenue	5,655,077	6,565,507	8,964,440	9,228,333	9,495,448	9,279,580	10,187,163
Institutes	795,508	727,446	653,450	640,990	568,190	316,300	220,571
Restricted Gifts	8,914,802	9,076,996	8,237,613	8,977,208	9,180,464	12,125,887	15,119,292
Unrestricted Gifts	15,419,014	20,233,441	19,459,180	20,787,627	23,478,811	17,289,697	18,333,416
Total Revenues in \$	160,221,916	167,951,851	179,185,659	188,556,664	198,263,500	203,012,524	181,444,626
% Change	–	5%	7%	5%	5%	2%	-11%

Trends in Revenues





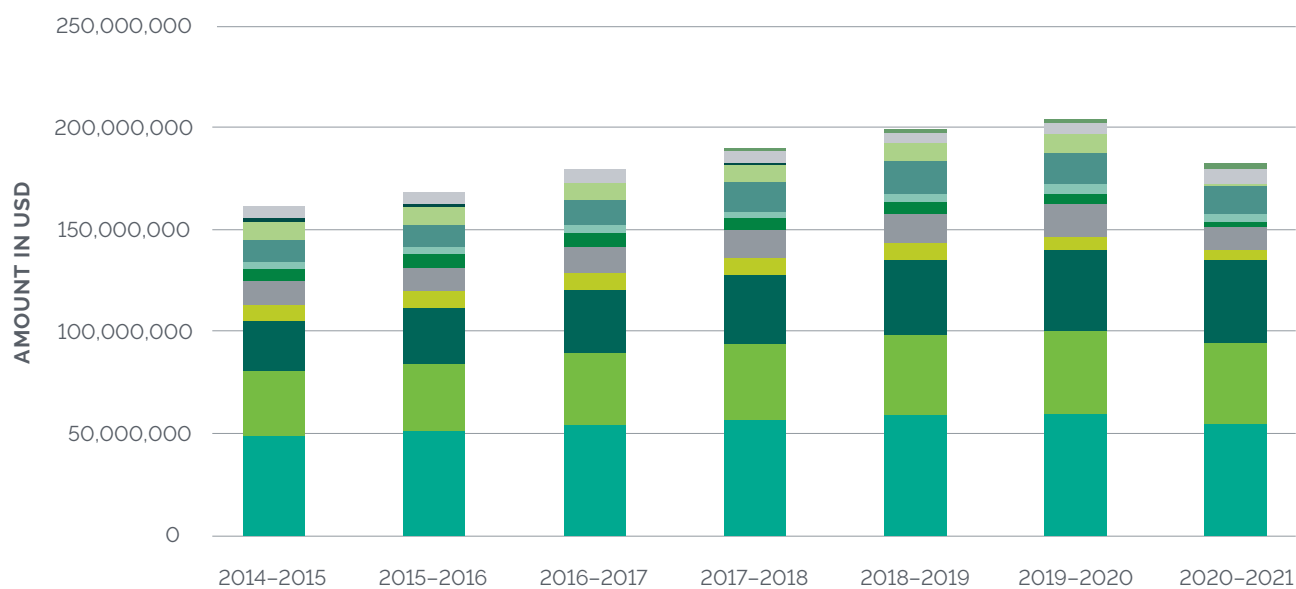
TRENDS IN EXPENDITURES (IN \$)

2014–2015 till 2020–2021

	2014–2015	2015–2016	2016–2017	2017–2018	2018–2019	2019–2020	2020–2021
Teaching Compensation	49,553,033	51,557,036	54,107,135	56,929,117	59,008,630	59,898,783	55,171,300
Non-Teaching Compensation	30,761,780	32,353,137	35,315,845	36,588,360	38,560,242	40,310,174	38,951,269
Financial Aid	24,963,860	27,463,860	30,957,180	33,988,065	37,021,165	39,465,975	40,989,108
Supplies	7,608,173	7,760,696	7,932,656	8,140,378	7,884,845	6,581,620	4,470,310
Contracted Services	11,287,462	12,003,107	13,216,409	13,969,830	14,953,847	16,164,769	11,675,655
Travel & Communication	5,406,294	5,925,238	6,084,900	5,655,288	5,453,011	4,832,636	2,467,921
Utilities & Taxes	4,675,538	4,275,166	3,858,670	3,311,785	3,918,035	4,437,000	3,765,830
Depreciation	10,244,671	10,738,955	12,027,715	14,050,475	16,429,960	15,895,211	13,635,167
Contingency & Transfers	8,500,000	8,500,000	8,500,000	8,500,000	8,500,000	8,500,000	1,000,000
Debt Service Charges	1,645,000	1,295,000	895,000	895,000	–	–	–
Other Expenses	5,576,105	6,079,656	6,290,149	5,733,365	5,543,765	5,956,356	7,318,066
SP	–	–	–	795,000	990,000	970,000	2,000,000
Total	160,221,916	167,951,851	179,185,659	188,556,663	198,263,500	203,012,524	181,444,626
% Change	–	5%	7%	5%	5%	2%	-11%



Trends in Expenditures



UNIVERSITY COMMUNICATION



UNIVERSITY PUBLICATIONS

▼ *Academic Catalog*

The Academic Catalog is the all-encompassing reference on LAU. This annual publication — published at the end of every summer — includes information on the university's historical background, campuses, academic calendar, schools, academic programs, degrees offered, majors, courses, admission, rules, procedures, facilities, listings and credentials of full-time faculty, administrative officers, tuition, and more.

▼ *Contributors Report*

Produced annually to recognize donors and to provide information about the university's fundraising programs and outcomes.

▼ *Fact Book*

The LAU Fact Book contains data on the university's student enrollment and admissions (compiled as of the official census date), as well as its administration, faculty and staff, alumni, finances, physical facilities, and other academic and student-related matters. Launched in 2009, it aims to provide information on important institutional measures in support of decision making.

▼ *LAU at a Glance*

LAU at a Glance provides a brief institutional profile of LAU, including annual facts and figures about our campuses, facilities, students, faculty and programs of study.

▼ *President's Report*

The President's Report is an annual progress report on all aspects of the university's development.



PUBLIC DISCLOSURE

INFORMATION	WEB ADDRESSES	PRINT PUBLICATIONS
<p>How can inquiries be made about the institution?</p> <p>Where can questions be addressed?</p>	<p>Every official website includes contact information that is relevant to its subject matter. StratCom receives inquiries submitted through the main website and forwards them to the offices concerned.</p> <ul style="list-style-type: none"> • https://www.lau.edu.lb/contact/ • https://www.lau.edu.lb/about/ • https://www.lau.edu.lb/feedback/ • https://www.lau.edu.lb/fees/ • https://www.lau.edu.lb/apply/admission/ (online chat) • https://www.lau.edu.lb/apply/contact.php (online chat) • https://www.lau.edu.lb/apply/sro.php • https://www.lau.edu.lb/apply/financial-aid/contact.php • https://giving.lau.edu.lb/contact • https://directory.lau.edu.lb/ • https://gsr.lau.edu.lb/about/contact.php • https://dira.lau.edu.lb/staff/ • https://aiw.lau.edu.lb/about/team/ • https://ldf.lau.edu.lb/en/about/administration.php • https://ldf.lau.edu.lb/ar/about/administration.php • https://libraries.lau.edu.lb/help/contact.php • https://stratcom.lau.edu.lb/work-with-us/who-to-contact.php • https://medicine.lau.edu.lb/about/contact.php • https://mepitl.lau.edu.lb/about/contact.php • https://nursing.lau.edu.lb/about/contact.php • https://nyac.lau.edu.lb/contact-us.php • https://pharmacy.lau.edu.lb/about/contact.php • https://sard.lau.edu.lb/about/contact.php • https://soas.lau.edu.lb/about/contact.php • https://soas.lau.edu.lb/about/contact.php • https://sas.lau.edu.lb/institutes/isjcr/contact-us.php • https://soas.lau.edu.lb/academics/centers-institutes/ecc/contact-ecc.php • https://sb.lau.edu.lb/contact.php • https://soe.lau.edu.lb/contact/ • https://athletics.lau.edu.lb/contact.php • https://www.lau.edu.lb/experience/career-guidance/contact.php • https://www.lau.edu.lb/experience/health/counseling.php • https://www.lau.edu.lb/experience/health/health-services-office.php • https://www.lau.edu.lb/experience/contact-housing.php • https://www.lau.edu.lb/calendar/registration-advising.php • https://oce.lau.edu.lb/ • https://hes.lau.edu.lb/contact.php • https://honors.lau.edu.lb/contact.php • https://ace.lau.edu.lb/contact/ • https://sinarc.lau.edu.lb/contact/ • https://cil.lau.edu.lb/ • https://csc.lau.edu.lb/about/contact.php • https://ipe.lau.edu.lb/about/contact.php • https://facultysenate.lau.edu.lb/contact/ • https://www.facebook.com/LAUStudents?sk=wall 	<p>Every official publication has contact information printed on the cover and/or appropriate pages.</p>

INFORMATION	WEB ADDRESSES	PRINT PUBLICATIONS
Institutional catalog	<ul style="list-style-type: none"> • https://catalog.lau.edu.lb/ 	
Obligations and responsibilities of students and the institution	<ul style="list-style-type: none"> • https://www.lau.edu.lb/about/policies.php • https://catalog.lau.edu.lb/arpu • https://catalog.lau.edu.lb/arpg • https://nursing.lau.edu.lb/student-handbook/ • https://pharmacy.lau.edu.lb/files/sop-handbook-2013.pdf 	
Information on admission and attendance	<ul style="list-style-type: none"> • https://www.lau.edu.lb/apply/admission/ • https://catalog.lau.edu.lb/ 	Admissions Viewbook 2022–2023
Institutional mission and objectives	<ul style="list-style-type: none"> • https://www.lau.edu.lb/about/mission.php 	Admissions Viewbook 2022–2023 LAU at a Glance 2020 Fact Book 2020–2021
Expected educational outcomes	<p>Each academic program includes goals and expected outcomes.</p> <ul style="list-style-type: none"> • https://www.lau.edu.lb/study/undergraduate/ • https://www.lau.edu.lb/study/graduate.php • https://www.lau.edu.lb/study/executive.php • https://catalog.lau.edu.lb/ 	
Status as public or independent institution; status as not-for-profit or for-profit; religious affiliation	<p>About LAU:</p> <ul style="list-style-type: none"> • https://www.lau.edu.lb/about/ 	LAU at a Glance 2020
Requirements, procedures and policies re: admissions	<ul style="list-style-type: none"> • https://www.lau.edu.lb/apply/admission/ • https://www.lau.edu.lb/about/policies/admissions_policy.pdf • https://catalog.lau.edu.lb/ • https://mepitl.lau.edu.lb/programs/undergraduate/ • https://mepitl.lau.edu.lb/programs/graduate/ • https://mepitl.lau.edu.lb/programs/gender-scholars/ 	Admissions Viewbook 2022–2023
Requirements, procedures and policies re: transfer credit	<ul style="list-style-type: none"> • https://www.lau.edu.lb/apply/admission/transfer-student.php • https://www.lau.edu.lb/apply/ • https://sinarc.lau.edu.lb/faq/ • https://catalog.lau.edu.lb/ 	

INFORMATION	WEB ADDRESSES	PRINT PUBLICATIONS
A list of institutions with which the institution has an articulation agreement	Affiliations: <ul style="list-style-type: none"> • https://medicine.lau.edu.lb/education/md/local-regional-affiliates.php • https://medicine.lau.edu.lb/education/gme/about/affiliates.php • https://dira.lau.edu.lb/fact-book/ 	Fact Book 2020–2021
Student fees, charges and refund policies	University tuition and fees: <ul style="list-style-type: none"> • https://www.lau.edu.lb/fees/ • https://catalog.lau.edu.lb/ 	Fact Book 2020–2021
Rules and regulations for student conduct	<ul style="list-style-type: none"> • https://www.lau.edu.lb/about/policies/student_code_of_conduct.pdf • https://nursing.lau.edu.lb/student-handbook/ • https://pharmacy.lau.edu.lb/files/sop-handbook-2013/ 	
Procedures for student appeals and complaints	Student Grievance Procedures: <ul style="list-style-type: none"> • https://www.lau.edu.lb/about/policies/grievance_policy.pdf 	
Other information re: attending or withdrawing from the institution	<ul style="list-style-type: none"> • https://catalog.lau.edu.lb/arpu • https://catalog.lau.edu.lb/arpg • https://www.lau.edu.lb/apply/admission/returnees.php 	
Academic programs	<ul style="list-style-type: none"> • https://www.lau.edu.lb/study/undergraduate/ • https://catalog.lau.edu.lb/ • https://dira.lau.edu.lb/fact-book/ 	Admissions Viewbook 2022–2023 LAU at a Glance 2020 Fact Book 2020–2021
Courses currently offered	<ul style="list-style-type: none"> • https://banweb.lau.edu.lb/prod/bwckctlg.p_disp_dyn_ctlg • https://catalog.lau.edu.lb/ 	
Other available educational opportunities	<ul style="list-style-type: none"> • https://ace.lau.edu.lb/ • https://sinarc.lau.edu.lb • https://hes.lau.edu.lb • https://mepitl.lau.edu.lb/ • https://studyabroad.lau.edu.lb • https://students.lau.edu.lb/international-services/ 	
Other academic policies and procedures	<ul style="list-style-type: none"> • https://www.lau.edu.lb/about/policies.php • http://myportal.lau.edu.lb/sites/FS/Pages/Procedures.aspx • https://myportal.lau.edu.lb/Pages/Procedures.aspx • https://www.lau.edu.lb/calendar/registration-advising.php • https://catalog.lau.edu.lb/ 	
Requirements for degrees and other forms of academic recognition	<ul style="list-style-type: none"> • https://catalog.lau.edu.lb/ 	

INFORMATION	WEB ADDRESSES	PRINT PUBLICATIONS
Names and positions of administrative officers	<ul style="list-style-type: none"> • https://www.lau.edu.lb/about/governance/ • https://catalog.lau.edu.lb/2021-2022/university/administration.php • https://dira.lau.edu.lb/fact-book/ 	Fact Book 2020–2021
Names, principal affiliations of governing board members	<ul style="list-style-type: none"> • https://www.lau.edu.lb/about/governance/bot.php • https://catalog.lau.edu.lb/ • https://dira.lau.edu.lb/fact-book/ 	LAU at a Glance 2020 (names only) Fact Book 2020–2021 (names only)
Distinguishing between full- and part-time, showing degrees held and institutions	<ul style="list-style-type: none"> • https://catalog.lau.edu.lb/ • https://soas.lau.edu.lb/about/people/ • https://soe.lau.edu.lb/ce/faculty-staff/ • https://soe.lau.edu.lb/ime/faculty-staff/ • https://soe.lau.edu.lb/ece/faculty-staff/ • https://sard.lau.edu.lb/about/people/ • https://medicine.lau.edu.lb/about/faculty/ • https://medicine.lau.edu.lb/patient-care/physician/ • https://nursing.lau.edu.lb/about/faculty-staff/ • https://pharmacy.lau.edu.lb/faculty/directory.php • https://sb.lau.edu.lb/faculty-research/faculty/ 	
Locations and programs available at branch campuses, other instructional locations, and overseas operations at which students can enroll for a degree, along with a description of programs and services available at each location	<p>https://www.lau.edu.lb/locations/</p> <p><i>We don't have a Beirut campus or Byblos campus catalog. We present the information in a centralized way and, wherever a program is described, we strive to specify where it is available. See each academic program page on</i></p> <p>https://www.lau.edu.lb/study/undergraduate/</p>	
Programs, courses, services, and personnel not available in any given academic year	<ul style="list-style-type: none"> • https://banweb.lau.edu.lb/prod/bwckctlg.p_disp_dyn_ctlg • https://catalog.lau.edu.lb/ 	
Size and characteristics of the student body	<ul style="list-style-type: none"> • https://www.lau.edu.lb/about/facts.php • https://dira.lau.edu.lb/fact-book/ • https://dira.lau.edu.lb/reports-data/ 	LAU at a Glance 2020 Fact Book 2020–2021 Facts 2020–2021

INFORMATION	WEB ADDRESSES	PRINT PUBLICATIONS
Description of the campus setting	<ul style="list-style-type: none"> • https://www.lau.edu.lb/locations/ 	Viewbook 2022–2023
Availability of academic and other support services	<ul style="list-style-type: none"> • https://libraries.lau.edu.lb/ • https://www.lau.edu.lb/experience/ • https://www.lau.edu.lb/apply/financial-aid/ • https://www.lau.edu.lb/apply/scholarships.php • https://medicine.lau.edu.lb/education/md/curriculum.php • https://nursing.lau.edu.lb/about/clinical-affiliates.php • https://pharmacy.lau.edu.lb/partnerships/ • https://commencement.lau.edu.lb/graduating-students/diploma-certificate-transcript.php • https://athletics.lau.edu.lb/ https://www.lau.edu.lb/experience/housing.php • https://www.lau.edu.lb/experience/health/index.php • https://www.lau.edu.lb/experience/career-guidance/ • https://oce.lau.edu.lb/ • https://it.lau.edu.lb/ • https://soas.lau.edu.lb/about/facilities/index.php • https://csc.lau.edu.lb/ • https://lcf.lau.edu.lb/ • https://alumni.lau.edu.lb/ • https://catalog.lau.edu.lb/ 	
Range of co-curricular and non-academic opportunities available to students	<ul style="list-style-type: none"> • https://eventscal.lau.edu.lb/ 	
Institutional learning and physical resources from which a student can reasonably be expected to benefit	<ul style="list-style-type: none"> • https://libraries.lau.edu.lb/ • http://comm.lau.edu.lb/facilities • https://soas.lau.edu.lb/about/facilities/ • https://soe.lau.edu.lb/ce/facilities/ • https://soe.lau.edu.lb/ece/facilities/ • https://soe.lau.edu.lb/ime/facilities/ • https://sard.lau.edu.lb/student-resources/facilities/ • https://medicine.lau.edu.lb/related-entities/ • https://pharmacy.lau.edu.lb/patient-care/ • https://www.lau.edu.lb/experience/housing.php • https://athletics.lau.edu.lb/facilities/ • https://www.lau.edu.lb/locations/ • https://catalog.lau.edu.lb/ • https://fm.lau.edu.lb/ • https://lcf.lau.edu.lb/ • https://laumcrh.com/ 	

INFORMATION	WEB ADDRESSES	PRINT PUBLICATIONS
Institutional goals for students' education	<ul style="list-style-type: none"> • https://www.lau.edu.lb/study/ (see each program page) • https://catalog.lau.edu.lb/ (see each program page) 	
Success of students in achieving institutional goals including rates of retention and graduation and other measure of student success appropriate to institutional mission. Passage rates for licensure exams, as appropriate	<ul style="list-style-type: none"> • https://pharmacy.lau.edu.lb/about/educational_quality_indicators.php • https://www.lau.edu.lb/about/facts.php • https://commencement.lau.edu.lb/files/LAU-Graduates-Spring-2000-Fall-2021.pdf • https://dira.lau.edu.lb/fact-book/ • https://dira.lau.edu.lb/assessment/surveys.php 	Fact Book 2020–2021 Facts 2020–2021
Total cost of education, including availability of financial aid and typical length of study	<ul style="list-style-type: none"> • https://www.lau.edu.lb/fees/ • https://www.lau.edu.lb/apply/financial-aid/ • https://nursing.lau.edu.lb/students/financial-aid.php • https://medicine.lau.edu.lb/admission/ <p>Typical length of study: see each program on https://www.lau.edu.lb/study/undergraduate/</p>	
Statement about accreditation	<ul style="list-style-type: none"> • https://www.lau.edu.lb/about/accreditation.php • https://catalog.lau.edu.lb/accreditation • https://pharmacy.lau.edu.lb/about/ • https://medicine.lau.edu.lb/education/md/accreditation.php • https://soas.lau.edu.lb/about/accreditation.php • https://soas.lau.edu.lb/academics/departments/computer-science-maths/accreditation.php • https://soe.lau.edu.lb/about/accreditation/ • https://soe.lau.edu.lb/ce/programs/be-civil/ • https://soe.lau.edu.lb/ece/programs/be-computer/ • https://soe.lau.edu.lb/ece/programs/be-electrical/ • https://soe.lau.edu.lb/ime/programs/be-industrial/ • https://soe.lau.edu.lb/ime/programs/be-mechanical/ • https://sb.lau.edu.lb/about/accreditation.php • https://sard.lau.edu.lb/about/accreditation/ • https://nursing.lau.edu.lb/ • https://nursing.lau.edu.lb/about/accreditation.php • https://dira.lau.edu.lb/assessment/accreditation.php 	Fact Book 2020–2021 Facts 2020–2021

PHYSICAL FACILITIES



BEIRUT CAMPUS

Beirut Land Area	27,500 m ²
Beirut Green Area	4,550 m ²
No. of Buildings	13
Buildings Built-Up Area	72,966.8 m ²
Built-Up Area of Off-Campus Facilities	2,729.3 m ²
Built-Up Area of Support Facilities	347 m ²
Total Built-Up Area	76,043.1 m ²




BUILDING	YEAR	AREA (m ²)
Gezairi Building	2012	18,932.40
Adnan Kassar School of Business	2005	5,872.40
Riyad Nassar Library	2005	8,178.70
Underground Parking	2005	11,226.80
Wadad Khoury Student Center	1998	4,310.90
Safadi Fine Arts Building	1970	3,902.30
Joseph G. Jabbra Gymnasium	1970	1,806.20
Orme-Gray Building	1965	4,372.40
University Services	1955	1,917.70
Shannon Hall	1954	953.7
Irwin Hall	1947	4,071.50
Nicol Hall	1937	5,252.30
Sage Hall	1933	2,169.50
Total Built-Up Area (m²)		72,966.8

OFF-CAMPUS FACILITIES	YEAR	AREA (m ²)
Hitti Building	2017	475.3
Off-Campus Store	2017	765.6
Atiyah Building	2011	1,488.40
Total Built-Up Area (m²)		2,729.3

SUPPORT SPACE	YEAR	AREA (m ²)
Electro-mechanical Rooms	2016	196.8
Power Plant	2016	1,570.0
Site Offices	-	118.6
Upper Gate House	-	18.6
Lower Gate House	-	13.0
L-a Parking	-	740.8
L-b Parking	-	458.5
M Parking	-	1,757.0
Outdoor Tennis Fields	-	1,024.0
Total Support Space Area (m²)		5,897.3

BYBLOS CAMPUS

Byblos Land Area	317,643 m ²
Byblos Green Area	13,690 m ²
No. of Buildings	19
Buildings Built-Up Area	99,820.9 m ²
No. of Service Buildings	4
Support Buildings Built-Up Area	4,458.4 m ²
Total Built-Up Area	104,279.3 m ²





BUILDING	YEAR	AREA (m ²)
Riyad Nassar Central Administration	2019	1,944
Joseph G. Jabbara Library	2018	6,540
Engineering Laboratories and Research Center	2017	9,704.7
Underground Parking	2012	20,602.6
Gilbert and Rose-Marie Chagoury Health Sciences Center	2012	15,625.4
Gate House	2011	128.3
Frem Civic Center	2010	5,171.4
Animal Facility	2010	176.8
Service Center	2001	477.8
Block A	1998	8,589.3
Residence Hall B	1998	11,424.3
Student Center	1997	1,226.7
Zakhem Hall	1996	4,418.7
Residence Hall C	1996	901.4
Semaan Melkan Bassil Hall	1996	1,213.8
Architecture Hall	1995	2,881.7
Science Building	1991	5,365.4
Cafeteria	1991	603.2
Tohme-Rizk Hall	1991	948.0
BA& RHB Ramp	1998	1,876.7
Total Built-Up Area (m²)		99,820



SUPPORT SPACE	YEAR	AREA (m ²)
Power Plant	2018	1,162.5
Maintenance Quarters	2018	408.9
Chillers & Heating	2018	855.7
Water Treatment	2018	80.0
Water Tank	2018	1,283
Site Offices	2018	103
Container 1 - PP	1994	36.8
Container 2 - PP	2003	53.6
Container 3 - Bookshop	2003	36.8
Transformer Rooms	1996	139.8
Valley Site Offices	1991	209.3
Main Gate House	2018	69.3
Upper Gate House	2012	19.7
Parking A	2003	4,549.1
Parking B	2012	4,714.3
Parking C	2012	2,595.4
Parking D	1991	703.8
Parking I	1998	1,535.1
Parking K	1991	2,754.7
Outdoor Tennis Field	2015	599.5
Outdoor Basketball Field	1991	587.5
Total Support Space Area (m²)		22,497.8

HEALTH CARE FACILITIES

OTHER FACILITIES	YEAR	AREA (m ²)
LAU Medical Center – Rizk Hospital	2009	39,218
LAU Medical Center – Rizk Hospital Temporary Storage & Site Offices	2020	230
SOM Clinical Administration – Ashrafiyeh	2019	1,732
Rented Administrative Offices & Storage – Saint Charles Building	2020	886
LAU Medical Center – Saint John's Hospital	2019	16,076
LAU Medical Center – Saint John's Hospital Administration Building	2020	4,529
Total Built-Up Area (m²)		62,671

OTHER FACILITIES/PROPERTIES

OTHER FACILITIES	YEAR	AREA (m ²)
Santona Residence	2018	5,128
Berkeley Residence	2018	3,950
LAU Executive Center @ BCD	2013	644
Total Built-Up Area (m²)		9,722

OTHER PROPERTIES	YEAR	AREA (m ²)
Sidon campus (Land Area)	–	38,008
New York Headquarters and Academic Center	2013	2,368
Louis Cardahi Foundation	2013	275
Total Built-Up Area (m²)	2013	2,643

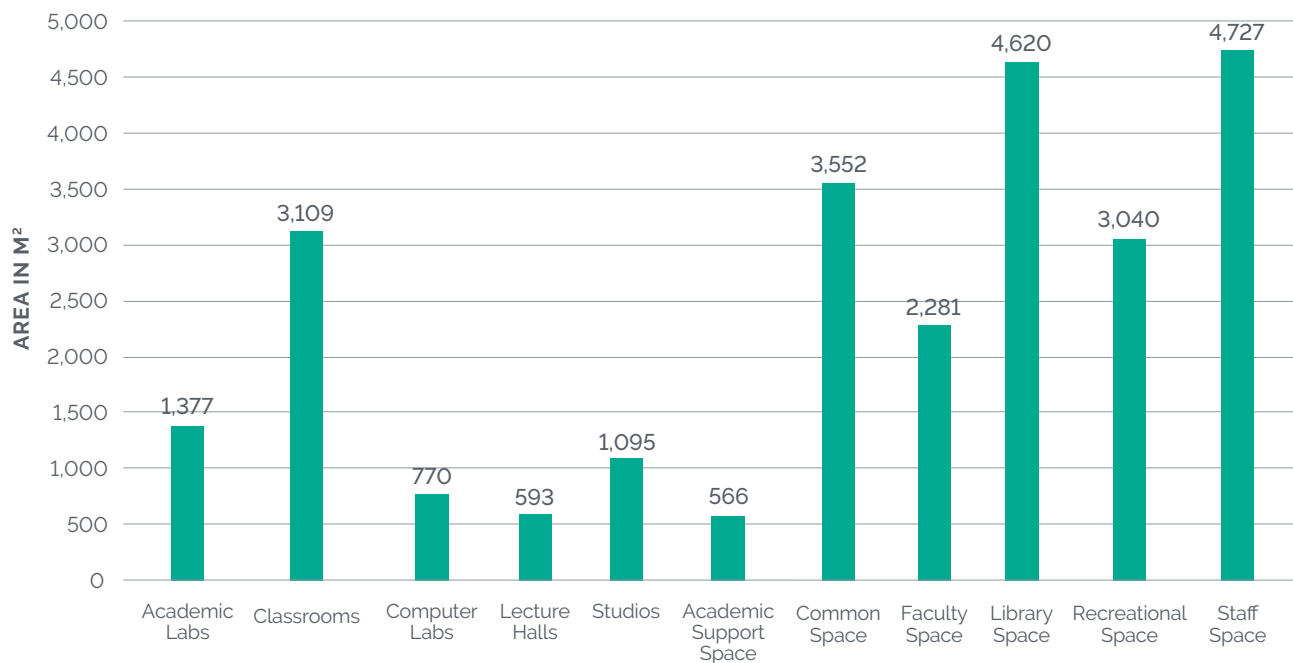




BEIRUT CAMPUS SPACE UTILIZATION

SPACE CATEGORY	AREA (m ²)	COUNT
Academic Labs	1,377	25
Classrooms	3,109	51
Computer Labs	770	14
Lecture Halls	593	5
Studios	1,095	20
Academic Support Space (Centers & Institutes)	566	17
Common Space (Auditoriums, exhibition rooms, conference rooms, theater)	3,552	N/A
Faculty Space	2,281	180
Library Space	4,620	N/A
Recreational Space (Cafeteria, cyber café, lounges, swimming pool, Athletics, Fitness Center, dance studios, etc.)	3,040	13
Staff Space	4,727	329

Beirut Campus




▼ Housing Spaces

- ▼ LAU's housing services extend to housing facilities in the neighborhood, seven minutes away from LAU, Santana Residence and Berkeley Residence.
- ▼ Rooms are furnished with beds, desks, cupboards, safe boxes, and bed sheets and covers. Cable TV, Internet connection, and internal telephone lines are also provided. The buildings are equipped with heating and cooling systems.
- ▼ Each residence offers separate wings for male and female residents with different room options.

▼ Parking Spaces

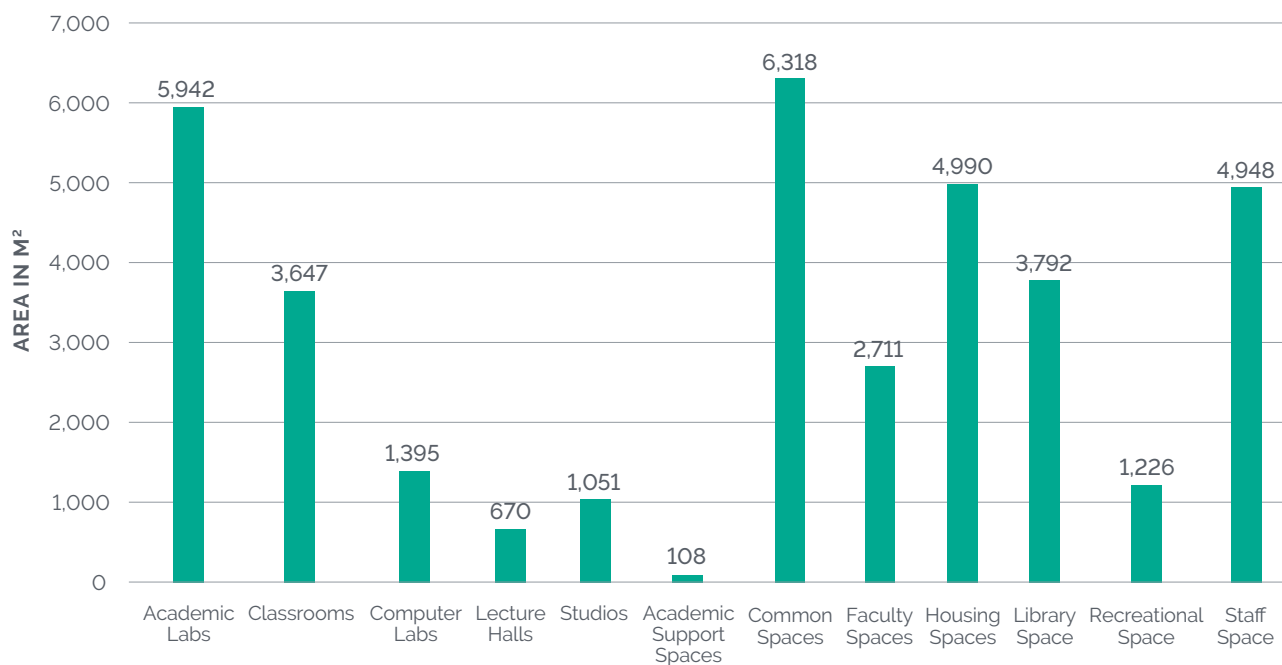
LOCATION	NAME	CAPACITY
Middle Gate Parking (Students/Faculty/Staff)	M	82
Beirut Underground Parking (Faculty/Staff)	U	260
Lower Gate Parking A (Authorized Parking)	L-a	14
Lower Gate Parking B (LAU Vehicles/Authorized Parking)	L-b	18
Total Number of Vehicles		374



BYBLOS CAMPUS SPACE UTILIZATION

FUNCTION	AREA (m ²)	COUNT
Academic Labs	5,941.67	92
Classrooms	3,646.70	52
Computer Labs	1,395.00	22
Lecture Halls	669.80	5
Studios	1,051.00	17
Academic Support Space	107.80	3
Common Space (Auditoriums, exhibition rooms, conference rooms, theater)	6,317.61	N/A
Faculty Spaces	2,711.17	181
Housing Spaces	4,989.80	N/A
Library Space	3,791.70	40
Recreational Space (Cafeteria, cyber cafés, lounges, Athletics, Fitness Center, dance studios, etc.)	1,226.10	9
Staff Space	4,947.59	319

Byblos Campus



▀ Parking Spaces

LOCATION	NAME	CAPACITY
Lower Parking (Students)	A	180
Lower Parking (Students)	B	180
Science Parking (Faculty/Staff/LAU Vehicles)	C	94
Residence Hall B Outdoor Parking (Residents)	D	13
Residence Hall B Underground Parking (Faculty/Staff)	E	79
Block A Underground Parking (Faculty/Staff)	F	18
Byblos Underground Parking (Students/Faculty/Staff)	G	568
Upper Gate (Faculty/Staff)	I	55
Parking in front of Engineering Laboratories & Research Center (Faculty/Staff)	J	44
Parking behind Frem Civic Center (Faculty/Staff)	K	160
Total Number of Vehicles		1,391



CAPITAL PROJECTS

Beirut Campus

PROJECT NAME	PROJECT STATUS	AREA (m ²)
Gezairi Building	Under Execution	18,932
Gulbenkian Amphitheater	Under Execution	1,380

Byblos Campus

PROJECT NAME	PROJECT STATUS	AREA (m ²)
Byblos Athletics Center	Under Design	13,064
Animal Facility	Under Design	176
Fiber Optic Backbone and Block A Data Center Project	Under Execution	124

RENOVATION PROJECTS

Beirut Campus

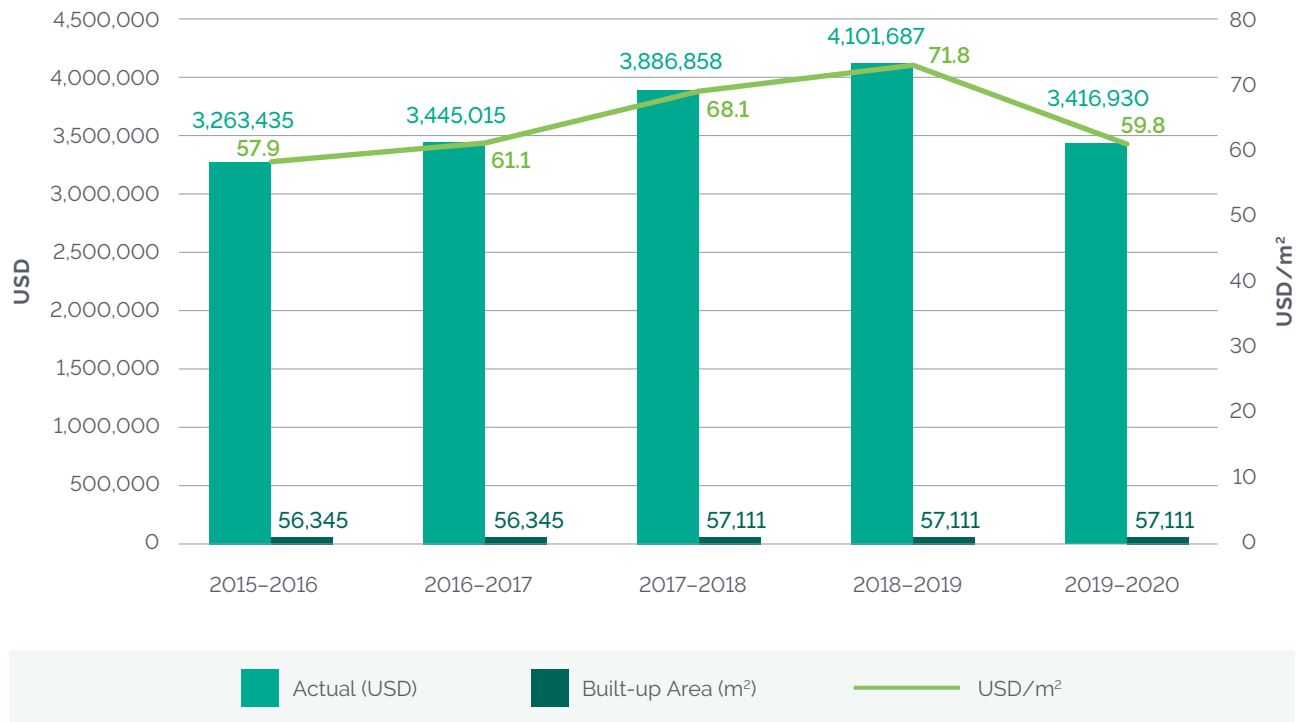
PROJECT NAME	PROJECT STATUS	AREA (m ²)	COST
Sage Hall 408 408 Chemistry Labs & SFA 207 Office	Executed	35	\$43,585

Byblos Campus

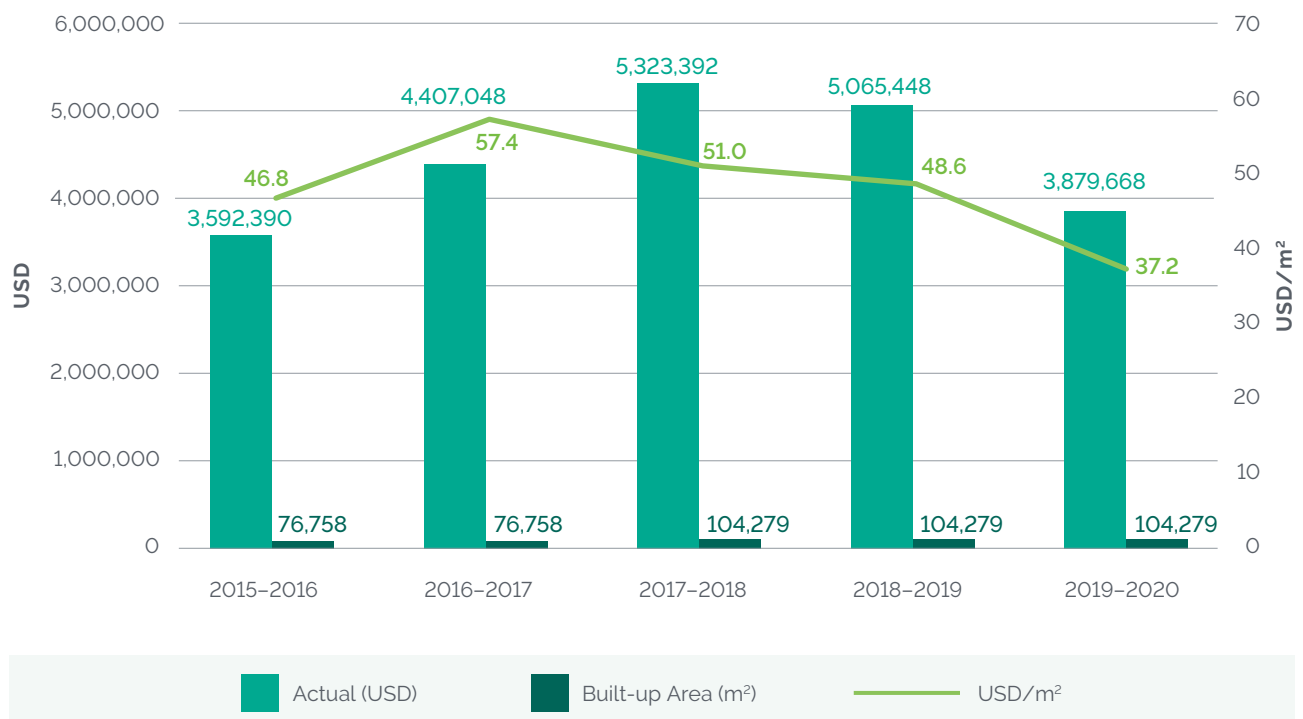
PROJECT NAME	PROJECT STATUS	AREA (m ²)	COST
Site Works, parking Asphalt & Lower Gate Refurbishment	Executed	N/A	\$264,000
Deferred Maintenance Works	Executed	N/A	\$29,000

PHYSICAL PLANT EXPENDITURE VS BUILT-UP AREA (including Operations & Maintenance)

Physical Plant Beirut - Expenses vs Built-up Area 2016–2020




Physical Plant Byblos - Expenses vs Built-up Area 2016–2020

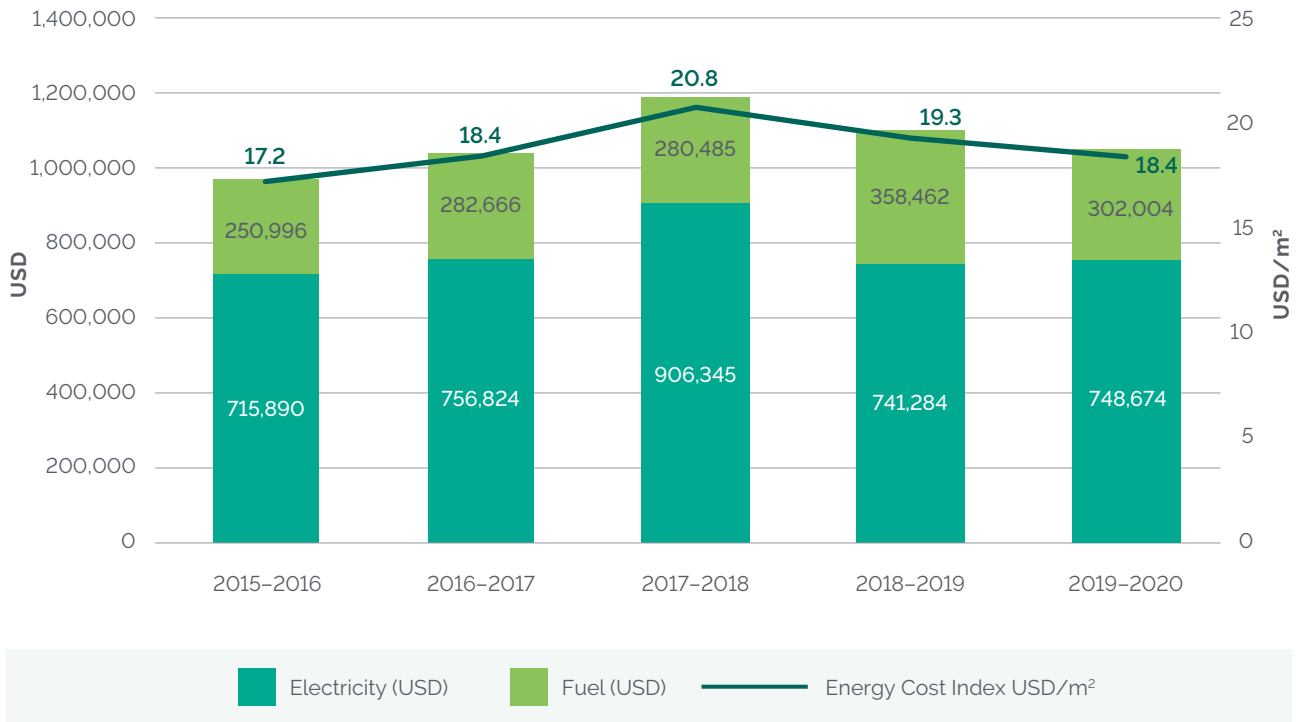


ENERGY CONSUMPTION & EXPENDITURE

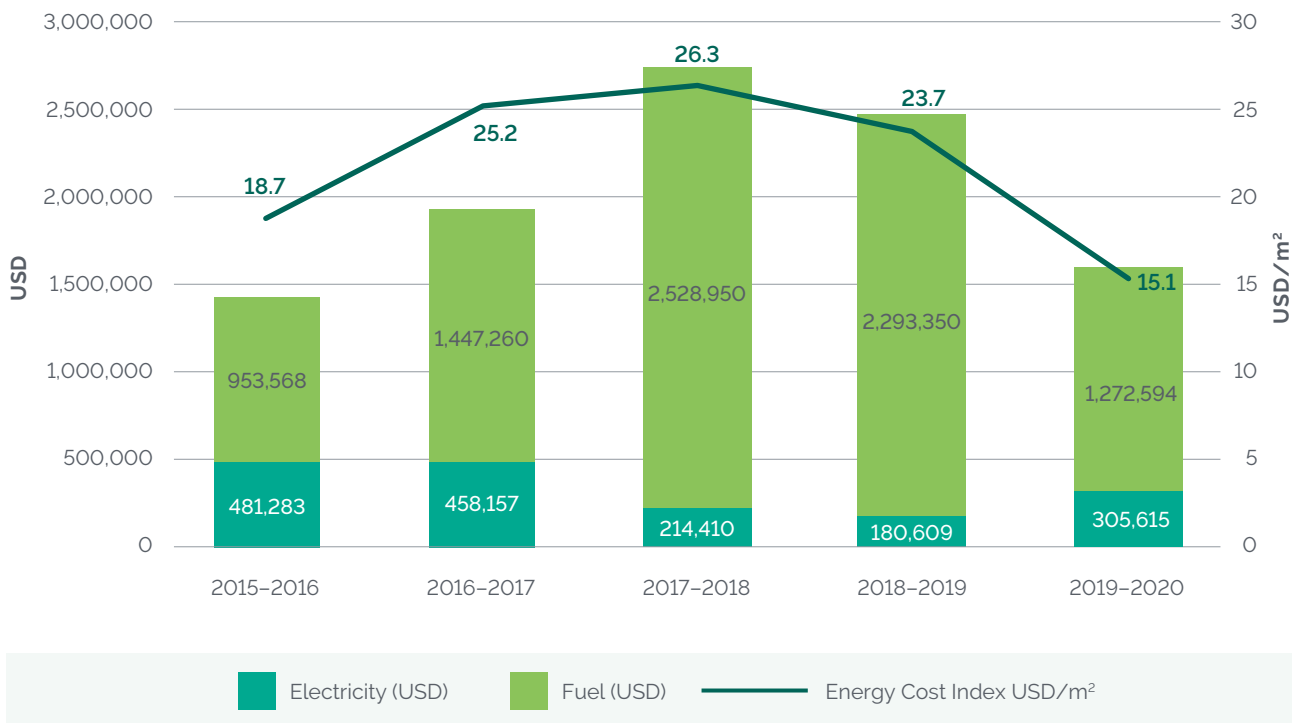
	BEIRUT CAMPUS	BYBLOS CAMPUS
Total Energy Consumption (kWh)	7,503,000	12,363,000
Total Energy Expenditure (\$)	1,050,678	1,578,209
Energy Use Index (kWh/m ² /y)	131.4	118.6
Energy Cost Index (\$/m ² /y)	18.4	15.1
Total CO2 Emissions (Tons CO2)	6,250	8,045



Physical Plant Beirut - Energy Cost 2016–2020



Physical Plant Byblos - Energy Cost 2016–2020

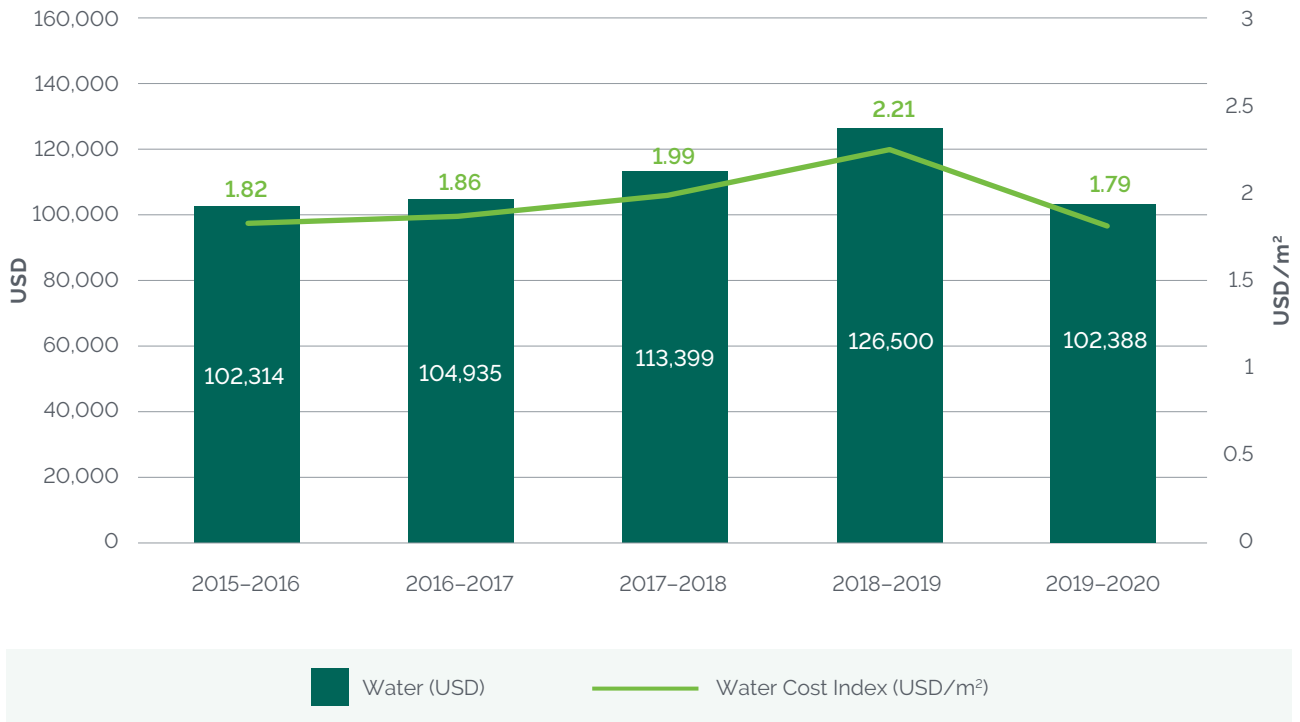


WATER CONSUMPTION & EXPENDITURE

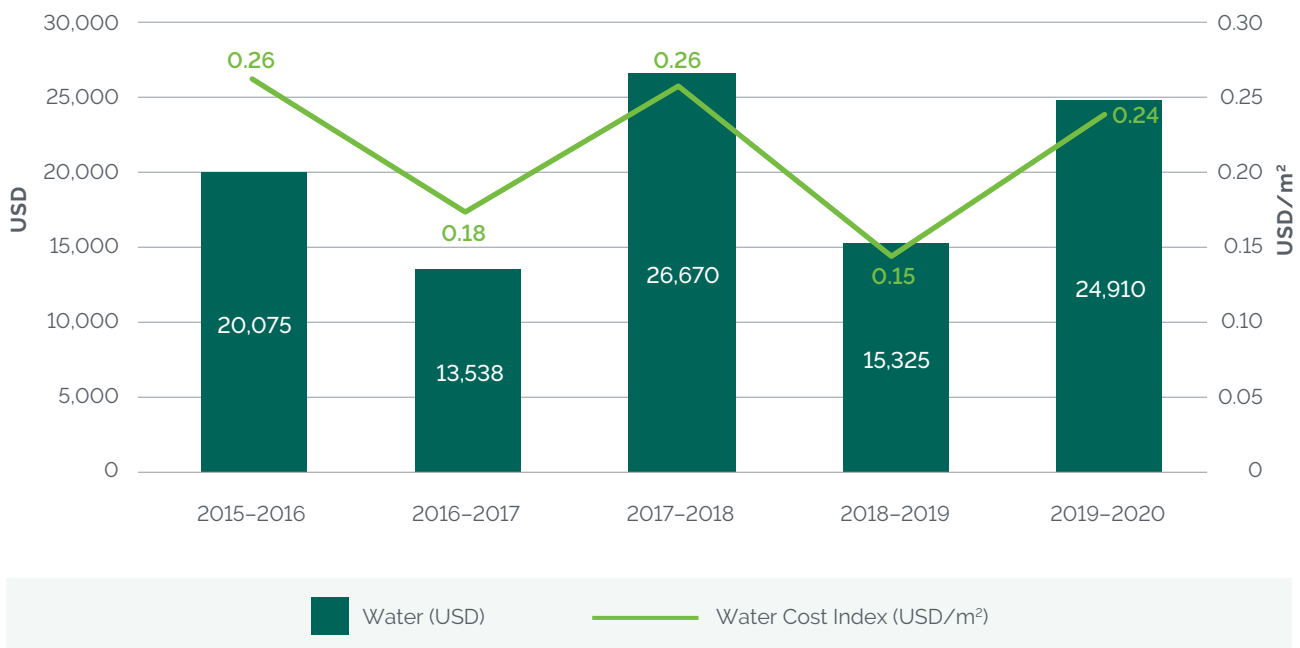
	BEIRUT CAMPUS	BYBLOS CAMPUS
Total Water Consumption (m ³)	18,000	72,000
Total Water Expenditure (\$) excluding treatment & energy	102,388	24,910
Water Use Index WUI (m ³ /student/y)	4.12	19.26
Water Cost Index WCI (\$/student/y)	1.79	0.24



Physical Plant Beirut - Water Cost 2016–2020



Physical Plant Byblos - Water Cost 2016–2020



ENVIRONMENTAL HEALTH & SAFETY

	BEIRUT CAMPUS	BYBLOS CAMPUS
Hazardous moved into interim storage (≈Kg)	–	220

SUSTAINABILITY

Certified Green Buildings to Date

BEIRUT CAMPUS	BYBLOS CAMPUS
Gezairi Building – EDGE	Tohme-Rizk Hall – EDGE
	Joseph G. Jabbra Library & Riyad Nassar Administration Buildings – LEED GOLD

Installed Renewable Energy Projects


BYBLOS CAMPUS
Solar Photovoltaic 25kWp
Solar Hot Water
Library & Riyad Nassar Central Administration Buildings
Solar Hot Water
Residence Hall C

Reclaimed Wastewater for Irrigation

BYBLOS CAMPUS
2,280 m ³

Harvested Rainwater

BEIRUT CAMPUS	BYBLOS CAMPUS
550m ³	1,050 m ³







**DEPARTMENT OF INSTITUTIONAL
RESEARCH AND ASSESSMENT**

Lebanese American University
P.O. Box 13-5053 Beirut, Lebanon

Beirut Campus, Orme Gray, Level 3
Tel +961 1 786 456 Ext. 1232
E-mail: dira@lau.edu.lb
www.dira.lau.edu.lb