


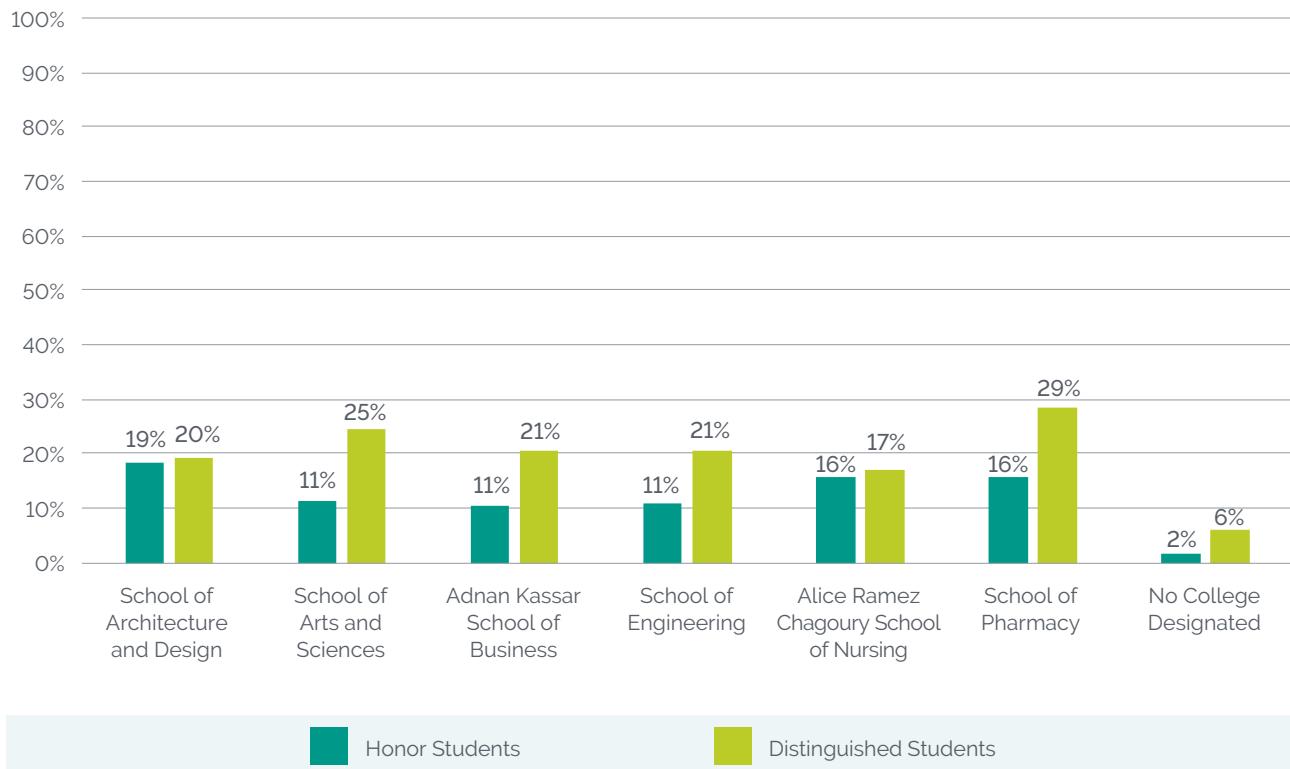
ACADEMIC AND STUDENT RELATED INFORMATION



HONOR AND DISTINGUISHED UNDERGRADUATE STUDENTS FALL 2018

	Undergraduate Enrolled Students	Honor Students		Distinguished Students	
		Number of Students	% of Enrolled Students	Number of Students	% of Enrolled Students
School of Architecture and Design	888	166	19%	175	20%
School of Arts and Sciences	2,309	263	11%	575	25%
Adnan Kassar School of Business	2,236	242	11%	461	21%
School of Engineering	1,475	163	11%	306	21%
Alice Ramez Chagoury School of Nursing	93	15	16%	16	17%
School of Pharmacy	445	71	16%	129	29%
No College Designated	112	2	2%	7	6%
Total	7,558	922	12%	1,669	22%

Honor and Distinguished Undergraduate Students



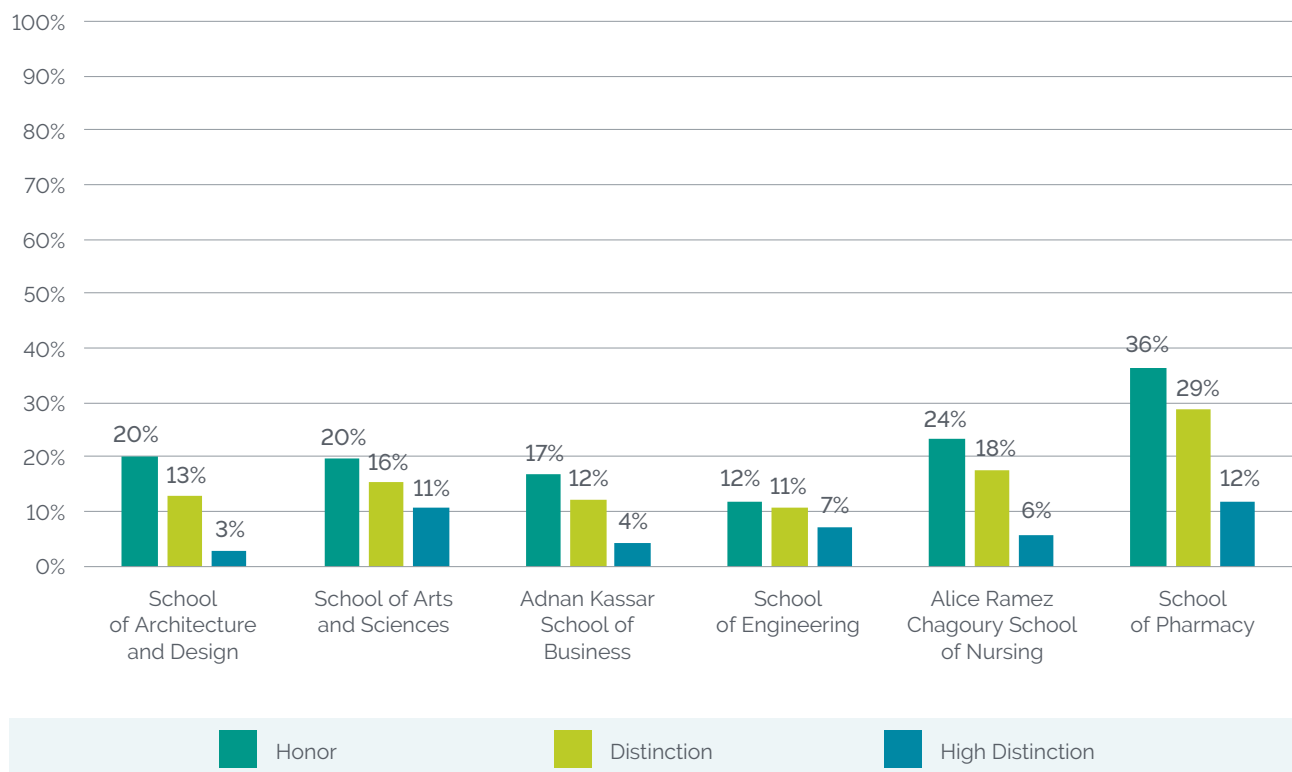
HONOR, DISTINCTION AND HIGH DISTINCTION GRADUATING STUDENTS

ACADEMIC YEAR 2017-2018*

	Graduating Students	Honor		Distinction		High Distinction	
		Number of Students	% of Graduating Students	Number of Students	% of Graduating Students	Number of Students	% of Graduating Students
School of Architecture & Design	199	40	20%	26	13%	6	3%
School of Arts & Sciences	508	101	20%	80	16%	56	11%
Adnan Kassar School of Business	651	110	17%	81	12%	29	4%
School of Engineering	241	29	12%	26	11%	18	7%
Alice Ramez Chagoury School of Nursing	17	4	24%	3	18%	1	6%
School of Pharmacy	66	24	36%	19	29%	8	12%
Total	1,682	308	18%	235	14%	118	7%

* Includes only undergraduate students.

Honor, Distinction and High Distinction Graduating Students

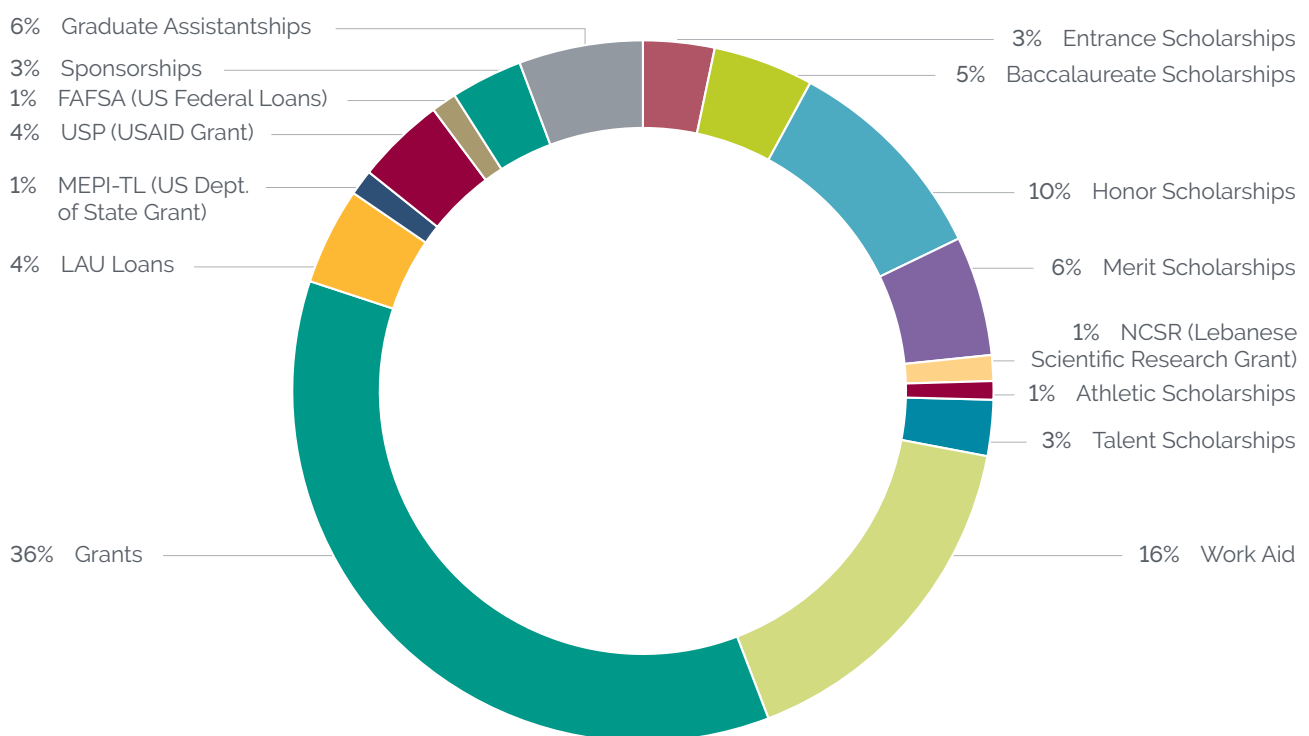


STUDENT FINANCIAL AID PROGRAM ACADEMIC YEAR 2017-2018

Type	Count	Amount in \$
Entrance Scholarships	278	\$ 1,120,868.30
Baccalaureate Scholarships	166	\$ 1,576,363.00
Honor Scholarships	851	\$ 3,381,217.65
Merit Scholarships	115	\$ 1,879,087.50
NCSR (Lebanese Scientific Research Grant)	21	\$ 403,817.00
Athletic Scholarships	122	\$ 290,634.45
Talent Scholarships	154	\$ 879,996.25
Work Aid	2,716	\$ 5,515,026.13
Grants	2,945	\$ 12,227,586.04
LAU Loans	1,083	\$ 1,523,973.19
MEPI-TL (US Dept. of State Grant)	84	\$ 403,016.50
USP (USAID Grant)	240	\$ 1,391,311.80
FAFSA (US Federal Loans)	44	\$ 395,329.00
Sponsorships	189	\$ 1,127,130.11
Graduate Assistantships	314	\$ 1,948,183.40
Total	4,605	\$ 34,063,540.32

** Duplicates occur at the level of the number of awards as a student may benefit from more than one type of financial aid, yet the total financial aid headcount is unduplicated.

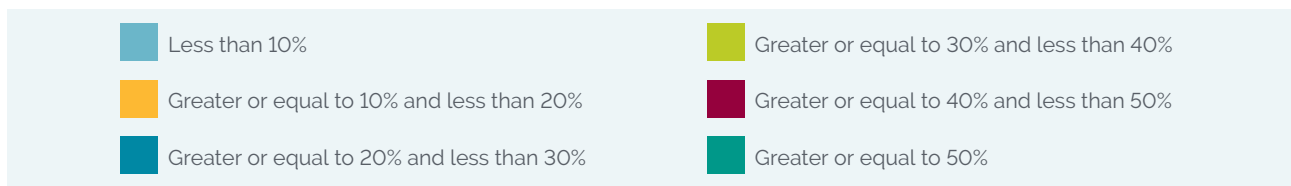
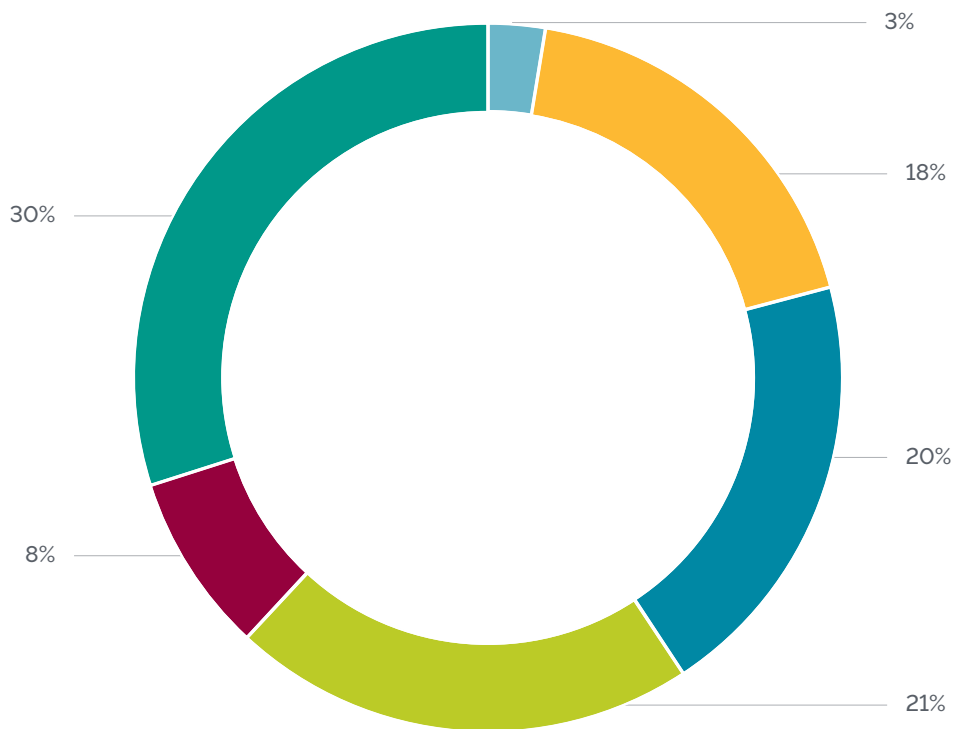
Student Financial Aid Program



DISTRIBUTION OF FINANCIAL AID AWARDS ACADEMIC YEAR 2017-2018

	Number of Students	Total Yearly Tuition	Total Yearly Financial Aid in \$
Less than 10%	111	\$1,625,718	\$133,359
Greater or equal to 10% and less than 20%	782	\$13,193,975	\$1,902,117
Greater or equal to 20% and less than 30%	848	\$15,385,633	\$3,687,215
Greater or equal to 30% and less than 40%	906	\$16,968,761	\$5,701,762
Greater or equal to 40% and less than 50%	350	\$6,608,051	\$2,879,207
Greater or equal to 50%	1279	\$23,838,539	\$17,416,368
Total	4276	77,620,677	31,720,028

Distribution of Financial Aid Awards

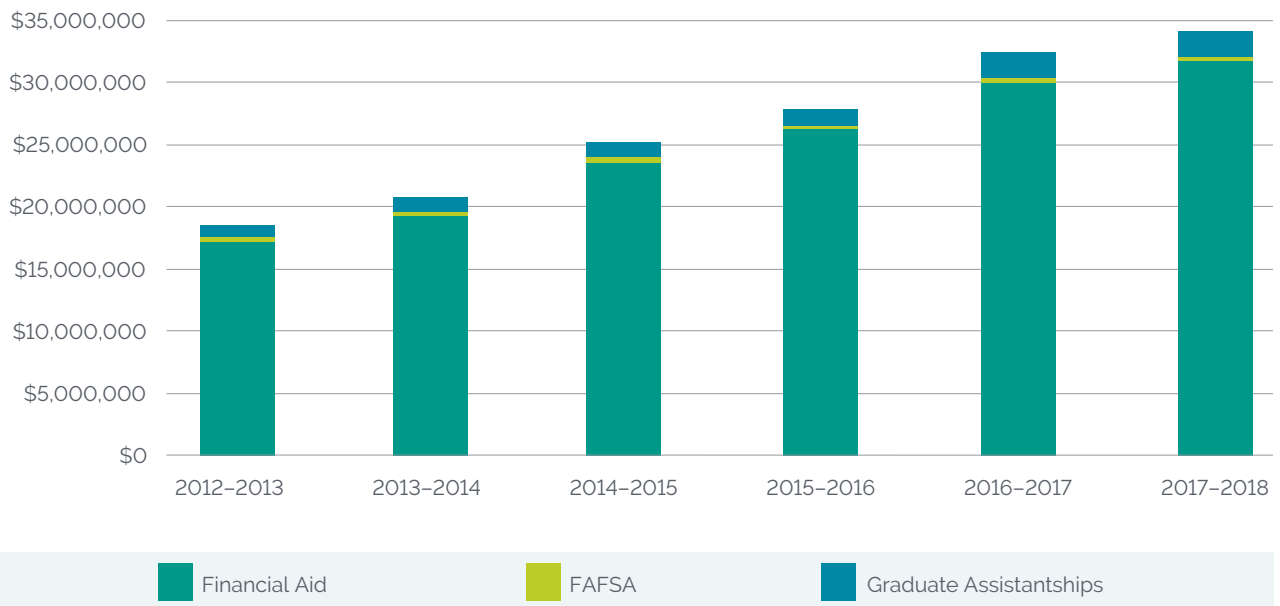


TRENDS IN FINANCIAL AID BUDGET

ACADEMIC YEAR 2017-2018

Type	2012-2013	2013-2014	2014-2015	2015-2016	2016-2017	2017-2018
Financial Aid	\$17,230,919.79	\$19,252,078.91	\$23,552,807.00	\$26,254,274.77	\$30,043,644.84	\$31,720,027.92
FAFSA	\$377,377.00	\$398,566.00	\$418,986.00	\$329,811.00	\$361,484.00	\$395,329.00
Graduate Assistantships	\$921,240.15	\$1,133,394.00	\$1,181,898.72	\$1,249,609.62	\$2,103,827.25	\$1,948,183.40
Total	\$18,529,536.94	\$20,784,038.91	\$25,153,691.72	\$27,833,695.39	\$32,508,956.09	\$34,063,540.32

Trends in Financial Aid Budget



TUITION AND FEES

ACADEMIC YEAR 2018–2019

The average undergraduate tuition for the academic year 2018–2019 is \$19,602 per year and the average graduate tuition is \$14,618 per year. Annual tuition fees for doctoral/professional practice programs amount to \$32,837 for students in the School of Medicine and \$25,620 for Pharm.D. students. Tuition varies depending on the degree program.

PROGRAM	Undergraduate Per Term Rate (*)	Per Credit Rate
SCHOOL OF ARCHITECTURE & DESIGN		
Undergraduate Program		
Bachelor of Architecture	\$9,897	\$829
B.A. in Fashion Design	\$9,897	\$829
B.A. in Fine Arts	\$9,897	\$829
B.S. in Graphic Design	\$9,897	\$829
B.A. in Interior Architecture	\$9,897	\$829
B.S. in Interior Design	\$9,897	\$829
Graduate Program (**)		
M.A. in Islamic Art and Architecture	–	\$842
M.A. in Visual Narrative	–	\$850



PROGRAM	Undergraduate Per Term Rate (*)	Per Credit Rate
SCHOOL OF ARTS AND SCIENCES		
B.A. in Arabic Language and Literature	\$8,138	\$678
B.A. in Communication Arts/Communication	\$9,048	\$756
B.A. in Education	\$8,138	\$678
B.A. in English	\$8,138	\$678
B.A. in History	\$8,138	\$678
B.A. in Multimedia Journalism	\$9,048	\$756
B.A. in Performing Arts	\$9,048	\$756
B.A. in Philosophy	\$8,138	\$678
B.A. in Political Science	\$8,138	\$678
B.A. in Political Science/International Affairs	\$8,138	\$678
B.A. in Psychology	\$8,138	\$678
B.A. in Social Work	\$8,138	\$678
B.A. in Television and Film	\$9,048	\$756
B.A. in Translation	\$8,138	\$678
B.S. in Bioinformatics	\$9,048	\$756
B.S. in Biology	\$9,048	\$756
B.S. in Chemistry	\$9,048	\$756
B.S. in Computer Science	\$9,005	\$752
B.S. in General Science	\$9,048	\$756
B.S. in Mathematics	\$9,005	\$752
B.S. in Nutrition	\$9,048	\$756
B.S. in Nutrition and Dietetics (Coordinated Program)	-	\$750
Bridge-Arts	\$8,138	\$678
Bridge-Science	\$9,048	\$756
Dietetics Internship	-	\$750
Freshman	\$8,178	\$681
Intensive English	\$7,669	\$639
Teaching Diploma	\$9,048	\$756
Regent's College Degree	\$9,048	\$756
Graduate programs (**)		
Education	-	\$757
Interdisciplinary Gender Studies	-	\$757
International Affairs	-	\$757
Migration Studies	-	\$757
Applied and Computational Mathematics	-	\$790
Molecular Biology	-	\$790
Computer Science	-	\$790

PROGRAM	Undergraduate Per Term Rate (*)	Per Credit Rate
ADNAN KASSAR SCHOOL OF BUSINESS		
Undergraduate Programs	\$9,300	\$774
Bridge program	\$9,300	\$774
Graduate Programs (**)		
Executive Master of Business Administration (**)	-	\$840
LL.M. in Business Law	-	\$825
M.A. in Applied Economics	-	\$825
Master of Business Administration (M.B.A.)	-	\$825
M.S. in Human Resources Management	-	\$856
QBA (Remedial MBA Course)	-	\$856
Interdisciplinary		
Executive M.A. in Actuarial Science	-	\$874
SCHOOL OF ENGINEERING		
Undergraduate Program		
B.E. in Civil Engineering	\$9,858	\$823
B.E. in Computer Engineering	\$9,858	\$823
B.E. in Industrial Engineering	\$9,858	\$823
B.E. in Electrical Engineering	\$9,858	\$823
B.E. in Mechanical Engineering	\$9,858	\$823
B.E. in Petroleum Engineering	\$9,858	\$823
Graduate Program (**)		
M.S. in Civil and Environmental Engineering	-	\$865
M.S. in Computer Engineering	-	\$865
M.S. in Industrial Engineering and Engineering Management	-	\$865
ALICE RAMEZ CHAGOURY SCHOOL OF NURSING		
B.S in Nursing		
New students AY 2018–2019	\$6,926	\$580
Continuing students AY 2017–2018	\$6,676	\$559
Continuing students AY 2016–2017	\$6,450	\$540
Continuing students AY 2015–2016	\$6,084	\$510
Continuing students AY 2014–2015	\$6,084	\$510
SCHOOL OF PHARMACY		
B.S in Pharmacy	\$10,520	\$880

PROGRAM	Undergraduate Per Term Rate (*)	Per Credit Rate
OTHER		
New York Academic Center	-	\$945
Special Students	\$10,648	\$885
Doctoral Research Fees, Sciences	\$4,642	-
Doctoral Research Fees, Humanities	\$1,202	-
Undecided Major	\$9,048	\$756

PROGRAM	Annual Tuition
GILBERT AND ROSE-MARIE CHAGOURY SCHOOL OF MEDICINE	
M.D. Program	
New students AY 2018–2019	\$32,837
Continuing students AY 2017–2018	\$31,650
Continuing students AY 2016–2017	\$30,430
Continuing students AY 2015–2016	\$28,704
Continuing students AY 2014–2015	\$28,704

SCHOOL OF PHARMACY	
Doctor of Pharmacy – Pharm.D.	\$25,620

(*) 12 or more credit hours per term

(**) Graduate Programs per credit

(***) Research Doctoral fees are offered to PhD candidates of other universities using the lau labs.

Exchange rate: 1 US Dollar = Lebanese Pounds 1,507.50



STUDENT HOUSING

FALL 2018

	Number of Rooms Available	Number of Residents	Number of Rooms Occupied	Occupancy Rate
RESIDENCE HALL FOR FEMALES				
Beirut campus				
Santona Residence	45	76	31	69%
Berkeley Hotel	24	46	21	88%
Byblos campus				
Residence Hall Block B	61	97	60	98%
Nacouzi (LAU-sponsored)	12	23	12	100%

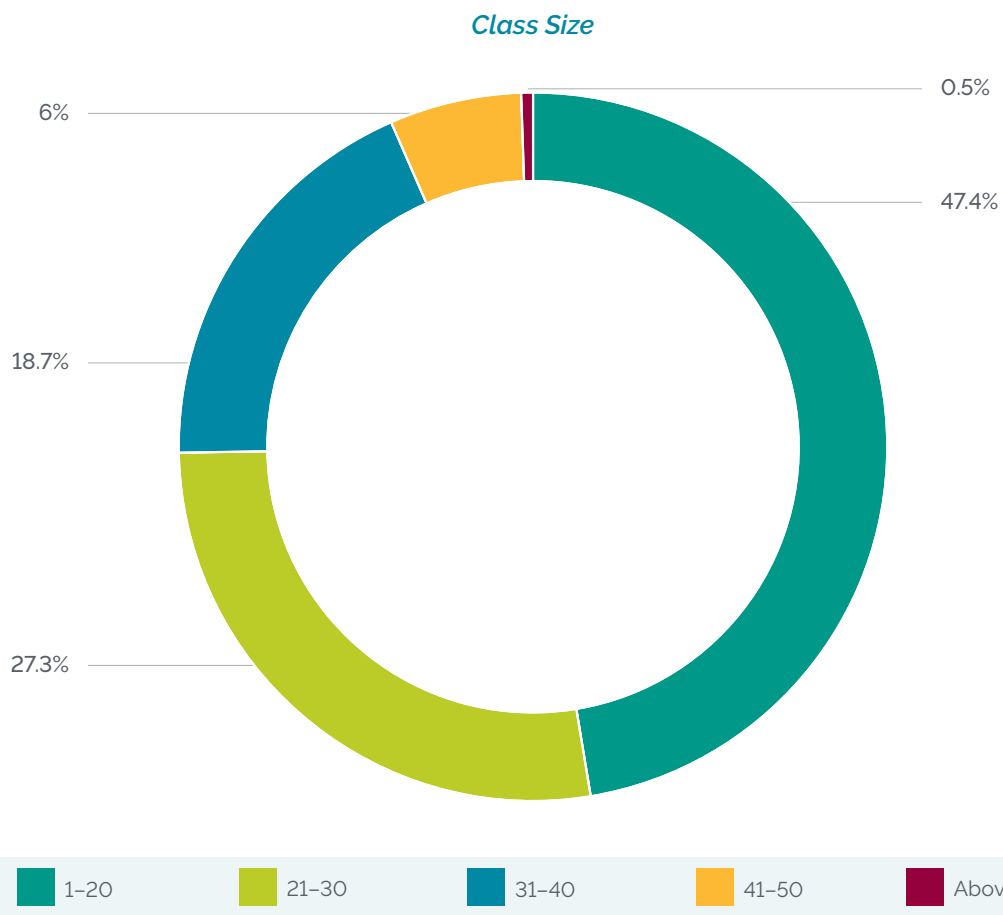
RESIDENCE HALL FOR MALES				
Beirut campus				
Capital Suites Residence Hal (Leased)	19	28	13	63%
Berkeley Hotel	21	43	19	90%
Byblos campus				
Residence Hall Block B	45	69	45	100%
Residence Hall Block C	12	23	12	100%

Average Housing Fees per Year AY 2018–2019			
	Beirut campus	Byblos campus	University wide
Single Room	\$10,020	\$6,670	\$8,345
Shared Room	\$6,630	\$4,355	\$5,493

CLASS SIZE

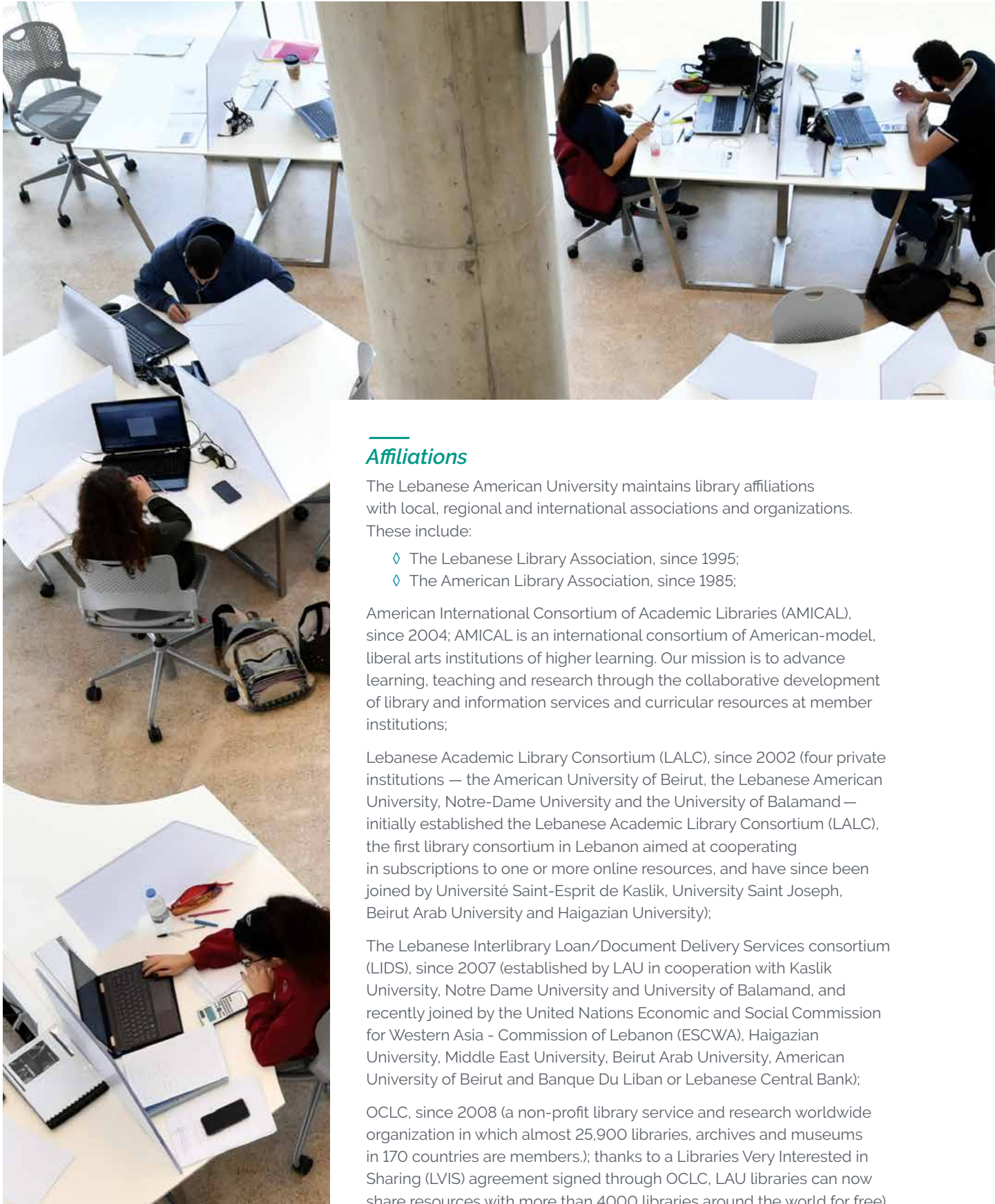
FALL 2018

Schedule Type	1 – 20	21 – 30	31 – 40	41 – 50	Above 50
Lab	214	36	2	1	-
Language	78	217	3	-	-
Lecture	488	283	382	124	11
Seminar	11	4	-	-	-
Studio	192	27	1	-	-
Total	983	567	388	125	11



LIBRARY AND OTHER INFORMATION RESOURCES

ACADEMIC YEAR 2017-2018



Affiliations

The Lebanese American University maintains library affiliations with local, regional and international associations and organizations. These include:

- ◆ The Lebanese Library Association, since 1995;
- ◆ The American Library Association, since 1985;

American International Consortium of Academic Libraries (AMICAL), since 2004; AMICAL is an international consortium of American-model, liberal arts institutions of higher learning. Our mission is to advance learning, teaching and research through the collaborative development of library and information services and curricular resources at member institutions;

Lebanese Academic Library Consortium (LALC), since 2002 (four private institutions — the American University of Beirut, the Lebanese American University, Notre-Dame University and the University of Balamand — initially established the Lebanese Academic Library Consortium (LALC), the first library consortium in Lebanon aimed at cooperating in subscriptions to one or more online resources, and have since been joined by Université Saint-Esprit de Kaslik, University Saint Joseph, Beirut Arab University and Haigazian University);

The Lebanese Interlibrary Loan/Document Delivery Services consortium (LIDS), since 2007 (established by LAU in cooperation with Kaslik University, Notre Dame University and University of Balamand, and recently joined by the United Nations Economic and Social Commission for Western Asia - Commission of Lebanon (ESCWA), Haigazian University, Middle East University, Beirut Arab University, American University of Beirut and Banque Du Liban or Lebanese Central Bank);

OCLC, since 2008 (a non-profit library service and research worldwide organization in which almost 25,900 libraries, archives and museums in 170 countries are members.); thanks to a Libraries Very Interested in Sharing (LVIS) agreement signed through OCLC, LAU libraries can now share resources with more than 4000 libraries around the world for free).



Library and Other Information Resources 2017–2018

Expenditures / FTE Student

Materials	\$183.41
Salaries & Wages	\$215.51
Other Operating	\$3.37

Collections

Total print volumes	424,573
Electronic books	556,586
Print/microform serial subscriptions (title number)	473
Print/microform serial subscriptions (volume number)	61,818
Full-text electronic journals	131,038
Microforms – Byblos Campus	12 titles in 150 reels
Total media materials	16,421

Personnel (FTE)

Librarians – Beirut Campus	9.0
Librarians – Byblos Campus	6.0
Other Personnel – Beirut Campus	13.0
Other Personnel – Byblos Campus	8.0

Library Instruction

Total Sessions – Beirut Campus	56
Total Sessions – Byblos Campus	128
Total Attendance – Beirut Campus	104
Total Attendance – Byblos Campus	1,012

Library and Other Information Resources

Reference and Reserves

In-person reference questions/day	61
Virtual reference questions/day	1,579
E-reserves: courses supported	662
E-reserves: items on e-reserve	9,751

Circulation (does not include reserves)

Total/FTE student	23.57
Total number of online searches/FTE	58
Annual basis: Number of hits to library website	361,907
Semester basis: Number of hits to library website	152,129
Student borrowing through consortia or contracts	0.024

Availability / Attendance

Hours of operation/week – Beirut campus	97.5 hours
Hours of operation/week – Byblos campus	81 hours
Gate counts/year – Beirut campus	544,035
Gate counts/year – Byblos campus	449,507

URL of Information Literacy Reports

libguides.lau.edu.lb

INFORMATION TECHNOLOGY RESOURCES ACADEMIC YEAR 2017–2018

Information Technology Resources

COURSE MANAGEMENT SYSTEM

Number of classes using the system	1,746
Number of students (having seats) on system	53,772

BANDWIDTH

On-Campus Network	10 Gbps
Off-Campus Access – Commodity Internet	1.6 Gbps
Wireless Protocol(s)	802.11 b/g/n

Information Technology Resources

NETWORK

Percent of residence halls connected to network

Wired	100%
Wireless	100%

Percent of classrooms connected to network

Wired	100%
Wireless	100%
Public wireless ports	7,000
Public computers connected to network	1,601
Public computers connected to network in libraries	338

MULTIMEDIA CLASSROOMS (PERCENT)

Beirut campus	100%
Byblos campus	100%

SMART CLASSROOMS

Beirut campus	76 classrooms/17 labs
Byblos campus	55 classrooms/63 labs
New York campus	10

COMPUTERS AND LAPTOPS

Beirut campus	589
Byblos campus	1,159

IT PERSONNEL (FTE)

Beirut campus	30.0
Byblos campus	12.0

Software Systems and Versions

Students	Banner 8.13.2
Finances	E-business Suite v 12.1.3
Human Resources	E-business Suite v 12.1.3
Advancement	Raiser's edge 7.96
Library	Olib 9 SP11, Ereserve 5.6, Print Management Plus 8.0, Annahar
Portfolio management	Internally developed for the school of Pharmacy
Interactive Video Conferencing	Hitachi StarBoard

STUDENT CLUBS

Clubs are initiated and organized by students, for students, and focus on a wide range of interests including academic majors, culture, sports, human rights and the arts. They provide students with opportunities to engage in extracurricular pursuits and hobbies and to establish diverse relationships, thereby contributing to LAU's goal of developing the whole person.

Beirut Campus

UNESCO Club	Accounting Club	Fashion Club
Red Cross Club	Animal Care Club	The Page Turner Club
Music Club	Aie Club	Photography Club
Finance Club	Journalism Club	Philosophy Club
Hiking & Camping Club	Astronomy Club	Bioinformatics Club
Social Work Club	Psychology Club	Chess Club (Beirut Chess Club)
Human Rights Club	Computer Science Club	The I in Ethics Club
Debate Club	Cycling Club	Science Club
International Affairs Club	Economics Club	Education Club
Civic Welfare Club	Environment Club	Armenian Club
Nutrition Club	Parkour Club	Syrian Cultural Club
Safety Awareness Club	Citizenship Club	Bahraini Cultural Club
Football Fans Club	TEDxLAU Club	Japanese Group
Pre-Med Club	Gamers Club	
Event Organization Club	Hospitality Club	

Byblos Campus

180 degrees NGO Consulting Club	Drama Club	Medical Student Associations (MSA)
American Society for Civil Engineers Club (ASCE)	Economics Club	Music Club
American Society for Mechanical Engineers Club (ASME)	Emtech Club	NAPHAS Club
Animals Right Club	Empowerment through Integration Club (ETI)	Nursing Club
Armenian Club	Engineers without borders	Nutrition Club
Artificial Intelligence Club (AI)	Entrepreneurship club	Palestinian Club
Association for Computing Machinery (ACM)	Environmental Club	Petroleum Engineering Club
Astronomy Club	First Responder Club	Photography Club
Book Club	Football Fan Club	Pioneers of Hope
Cedars Club	Human Rights Club	Premed Society Club
Chess Club	IEEE	Psychology Club
Civic Welfare Club	Institute of Industrial and System Engineers Club (IISE)	Poetry Club
Consulting Club	International Affairs	Robotics Club
Dance Club	LAU Chem Club	Rotaract Club
	LAU People's Society Club	Safety Awareness Club
		Society Campus Life Club
		Student Volunteering Club

CENTERS AND INSTITUTES

The Lebanese American University boasts a total of 20 specialized centers and institutes, offering vast opportunities for research and training. These centers and institutes hold conferences, workshops, seminars and community outreach programs throughout the year, providing specialized knowledge, training and access to information and resources to students, researchers, faculty and professionals around the globe.

Centers and Institutes

LAU Fouad Makhzoumi Innovation Center – LAU FMIC
Center for Lebanese Heritage
CISCO Institute
Institute for Banking and Finance
Institute for Human Genetics
Institute of Human Resources
Institute for Migration Studies
The Arab Institute for Women
Institute of Family and Entrepreneurial Business
Institute of Hospitality and Tourism Management Studies

Institute of Islamic Art and Architecture
Institute for Media, Research and Training
Software Institute
Teacher Training Institute
Urban Planning Institute
Institute for Social Justice and Conflict Resolution
Center for Lebanese Studies
Center for Innovative Learning
Clinical Simulation Center
Early Childhood Center

