

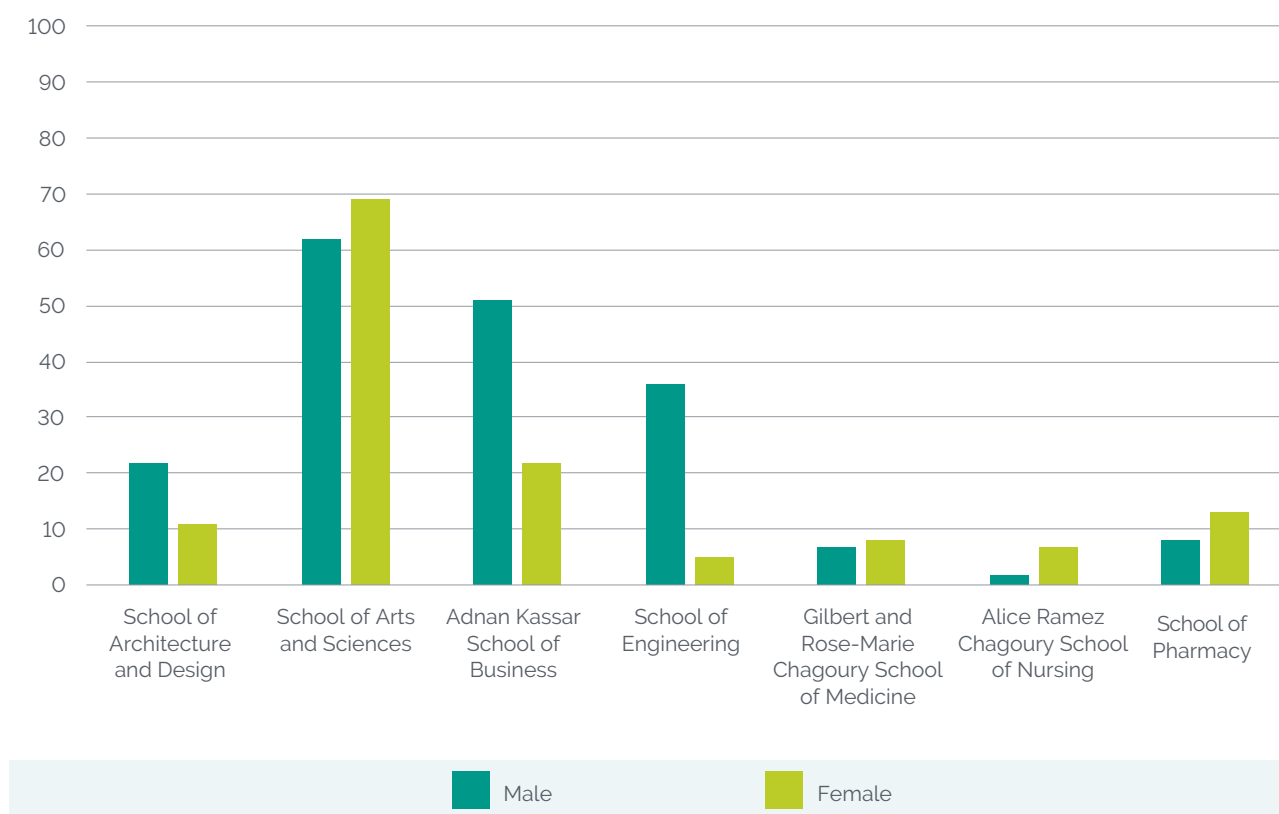
FACULTY AND STAFF



FULL-TIME FACULTY BY GENDER AND SCHOOL FALL 2018

	Male	Female	Total
School of Architecture and Design	22	11	33
School of Arts and Sciences	62	69	131
Adnan Kassar School of Business	51	22	73
School of Engineering	36	5	41
Gilbert and Rose-Marie Chagoury School of Medicine	7	8	15
Alice Ramez Chagoury School of Nursing	2	7	9
School of Pharmacy	8	13	21
Total	188	135	323

Full-time Faculty by Gender and School



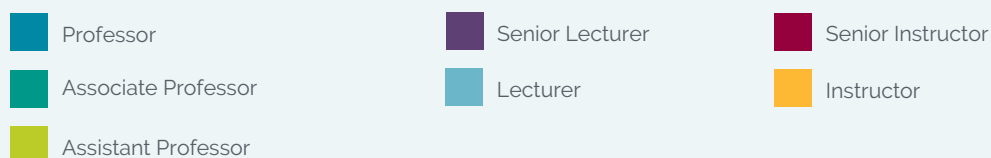
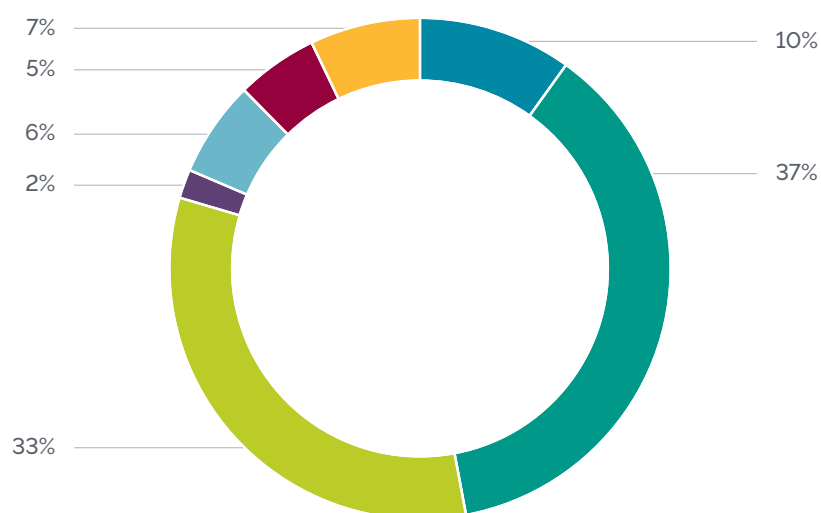
PHYSICIANS AT LAU MEDICAL CENTER-RIZK HOSPITAL ACADEMIC YEAR 2018-2019

	Female	Male	Total
Full-Time Physicians	24	46	70
Part-Time Physicians	21	100	121

FULL-TIME FACULTY BY RANK, GENDER AND SCHOOL FALL 2018

	Gender	Professor	Associate Professor	Assistant Professor	Senior Lecturer	Lecturer	Senior Instructor	Instructor	Total
School of Architecture and Design	Female	-	3	5	-	3	-	-	11
	Male	3	4	7	2	6	-	-	22
School of Arts and Sciences	Female	4	25	19	-	3	7	11	69
	Male	8	28	13	-	3	8	2	62
Adnan Kassar School of Business	Female	-	7	8	1	2	-	4	22
	Male	5	18	20	3	2	2	1	51
School of Engineering	Female	-	3	2	-	-	-	-	5
	Male	6	15	14	-	1	-	-	36
Gilbert and Rose-Marie Chagoury School of Medicine	Female	1	1	6	-	-	-	-	8
	Male	2	2	2	-	-	-	1	7
Alice Ramez Chagoury School of Nursing	Female	1	1	3	-	-	-	2	7
	Male	-	-	-	-	-	-	2	2
School of Pharmacy	Female	-	7	6	-	-	-	-	13
	Male	2	6	-	-	-	-	-	8
Total	Female	6	47	49	1	8	7	17	135
	Male	26	73	56	5	12	10	6	188
	Total	32	120	105	6	20	17	23	323

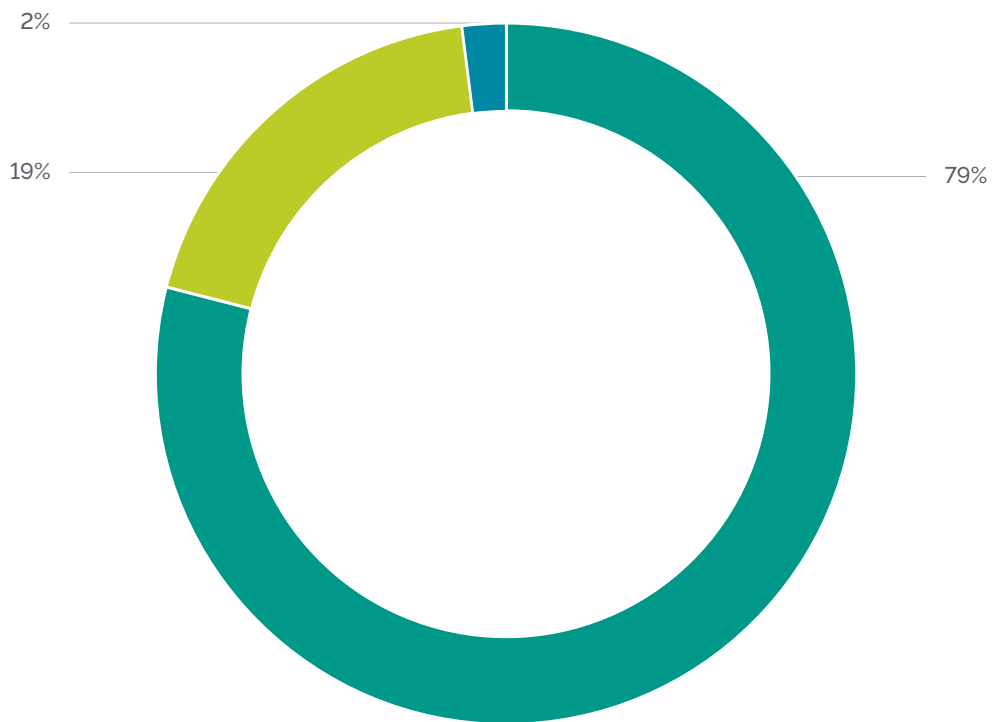
Full-time Faculty by Rank



HIGHEST DEGREE EARNED BY FULL-TIME FACULTY FALL 2018

Rank	Doctoral		Master's		Bachelor's		Total	
	Count	% of Total	Count	% of Total	Count	% of Total	Count	% of Total
Professor	31	9.6%	–	–	1	0.3%	32	9.9%
Associate Professor	116	35.9%	4	1.2%	–	–	120	37.2%
Assistant Professor	97	30.0%	8	2.5%	–	–	105	32.5%
Senior Lecturer	3	0.9%	3	0.9%	–	–	6	1.9%
Lecturer	8	2.5%	9	2.8%	3	0.9%	20	6.2%
Senior Instructor	–	–	16	5.0%	1	0.3%	17	5.3%
Instructor	1	0.3%	22	6.8%	–	–	23	7.1%
Total	256	79.3%	62	19.2%	5	1.5%	323	100.0%

Highest Degree Earned by Full-time Faculty



■ Doctoral
 ■ Master's
 ■ Bachelor's

FULL-TIME FACULTY WITH DOCTORAL DEGREES

FALL 2018

	Count in School	Percent in School	Percent of Total
School of Architecture and Design	13	39.4%	5.1%
School of Arts and Sciences	100	76.3%	39.1%
Adnan Kassar School of Business	61	83.6%	23.8%
School of Engineering	41	100.0%	16.0%
Gilbert and Rose-Marie Chagoury School of Medicine	15	100.0%	5.9%
Alice Ramez Chagoury School of Nursing	5	55.6%	2.0%
School of Pharmacy	21	100.0%	8.2%
Total	256	79.3%	100.0%

FULL-TIME FACULTY AGE RANGE BY RANK

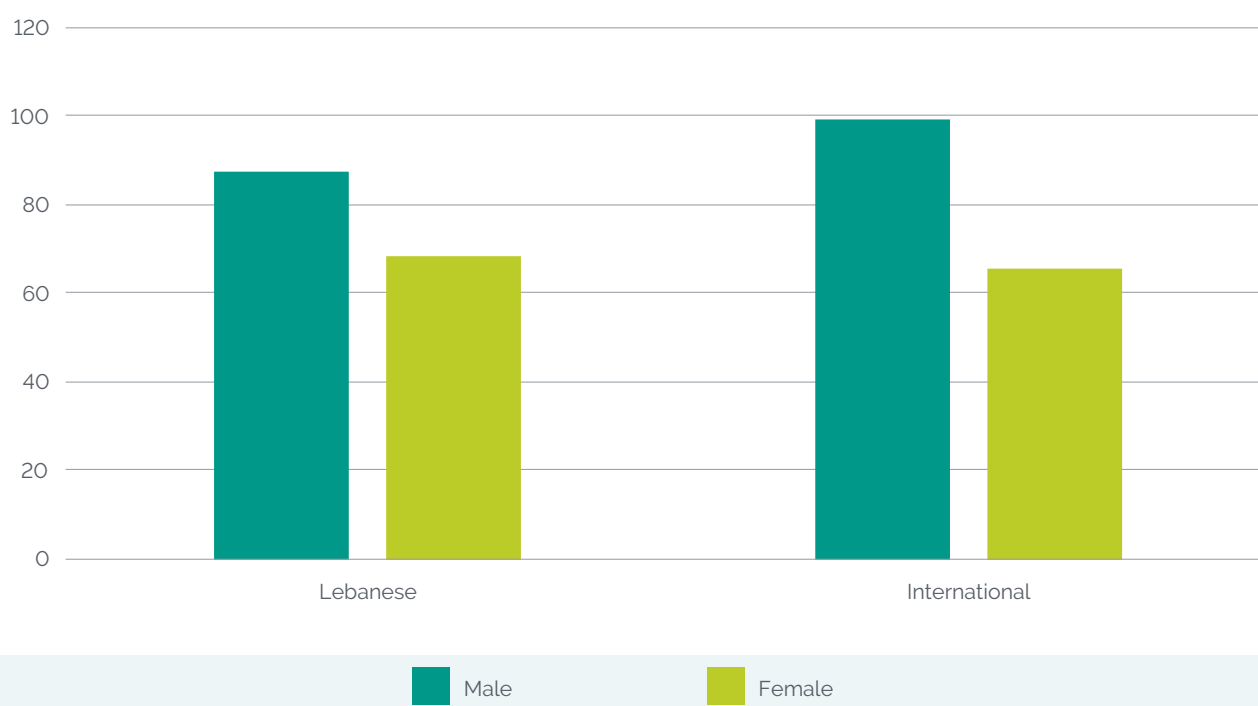
FALL 2018

	20 – 29	30 – 39	40 – 49	50 – 59	60 and above
Professor	–	–	1	17	14
Associate Professor	–	22	44	33	21
Assistant Professor	3	49	40	10	3
Senior Lecturer	–	–	–	5	1
Lecturer	–	3	4	3	10
Senior Instructor	–	–	4	6	7
Instructor	1	7	5	4	6
Total	4	81	98	78	62

FULL-TIME FACULTY BY NATIONALITY FALL 2018

	Female		Male	
	Count	Percent of Total Faculty	Count	Percent of Total Faculty
Lebanese	69	21.4%	88	27.2%
International	66	20.4%	100	31.0%
Total	135	41.8%	188	58.2%

Full-time Faculty by Nationality



FULL-TIME FACULTY AVERAGE BASIC SALARIES BY RANK (IN \$) ACADEMIC YEAR 2018-2019

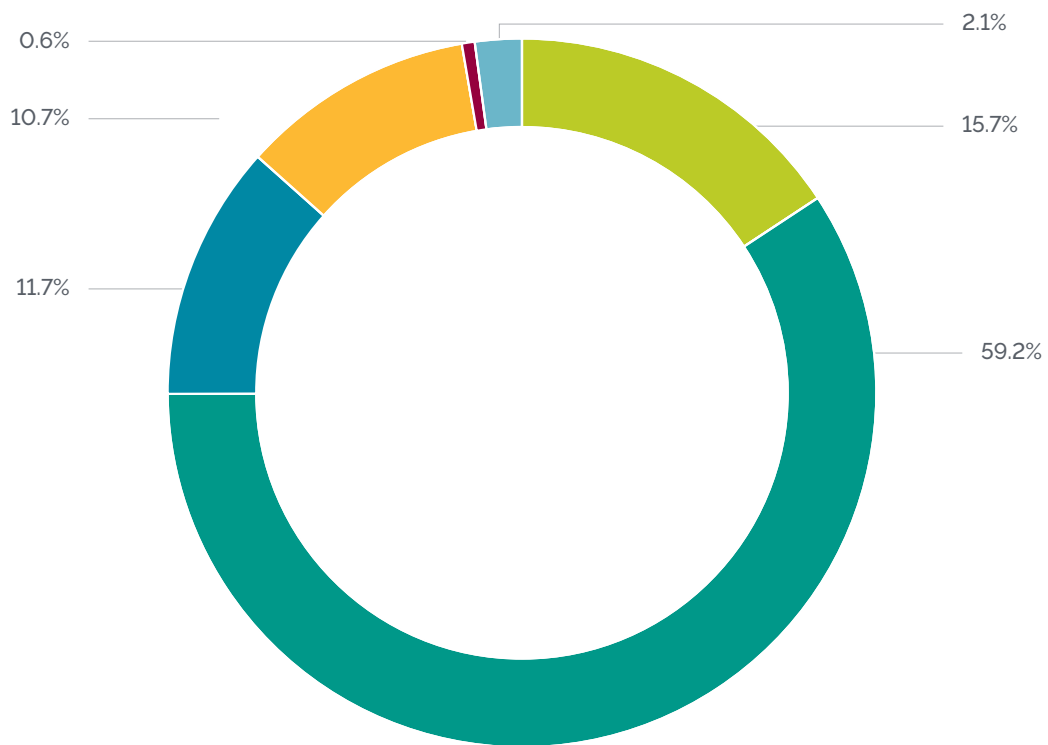
Rank	Average Basic Salary
Professor	\$136,212
Associate Professor	\$88,674
Assistant Professor	\$66,900
Senior Lecturer	\$87,328
Lecturer	\$68,200
Senior Instructor	\$63,773
Instructor	\$45,167

PART-TIME FACULTY BY SCHOOL AND GENDER FALL 2018

	Female	Male	Total
School of Architecture and Design	47	34	81
School of Arts and Sciences	199	106	305
Adnan Kassar School of Business	24	36	60
School of Engineering	23	32	55
Alice Ramez Ghagoury School of Nursing	2	1	3
School of Pharmacy	8	3	11
Total	299	210	509

* Duplicate headcounts occur between schools as faculty may teach in two different schools, yet the total headcount is unduplicated.

Part-time Faculty by School



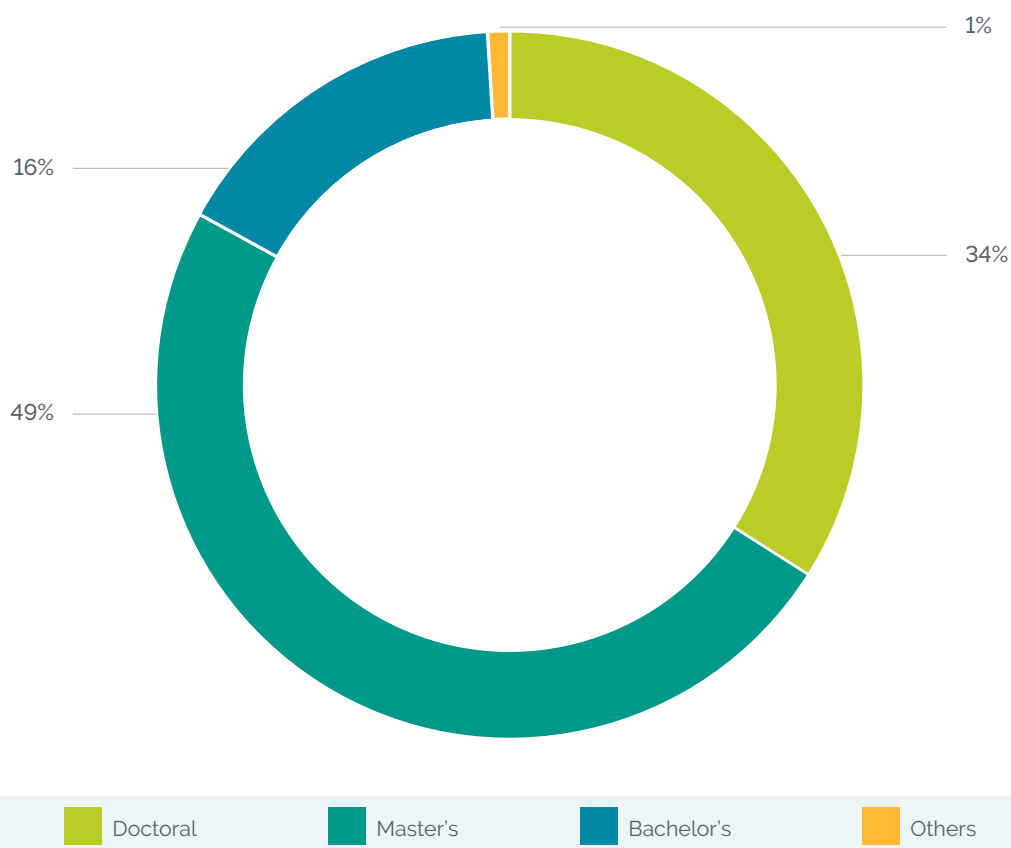
HIGHEST DEGREE EARNED BY PART-TIME FACULTY

FALL 2018

School	Doctoral		Master's		Bachelor's		Others		Total	
	Count	% in School	Count	% in School	Count	% in School	Count	% in School	Count	% in School
School of Architecture and Design	5	6.2%	56	69.1%	18	22.2%	2	2.5%	81	100%
School of Arts and Sciences	113	37.0%	143	46.9%	45	14.8%	4	1.3%	305	100%
Adnan Kassar School of Business	24	40.0%	34	56.7%	1	1.7%	1	1.7%	60	100%
School of Engineering	22	40.0%	15	27.3%	17	30.9%	1	1.8%	55	100%
Alice Ramez Ghagoury School of Nursing	-	0.0%	2	66.7%	1	33.3%	-	-	3	100%
School of Pharmacy	9	81.8%	2	18.2%	-	-	-	-	11	100%
Total	171	33.6%	249	48.9%	82	16.1%	7	1.4%	509	100%

* Duplicate headcounts occur between schools as faculty may teach in two different schools, yet the total headcount is unduplicated.

Highest Degree Earned by Part-Time Faculty



FACULTY FTE BY SCHOOL

FALL 2018

School	FTE
School of Architecture and Design	60.0
School of Arts and Sciences	232.7
Adnan Kassar School of Business	93.0
School of Engineering	59.3
Gilbert and Rose-Marie Chagoury School of Medicine	125.3
Alice Ramez Ghagoury School of Nursing	10.0
School of Pharmacy	24.7
Total	603.0

STUDENT-FACULTY RATIO

FALL 2018

Total Students FTE	7,777.3
Total Faculty FTE	603
Student-Faculty Ratio	13 to 1

(*) Students FTE = full-time students + 1/3 part-time students

(**) Faculty FTE = full-time faculty + 1/3 part-time faculty

(***) Student-Faculty Ratio = Students FTE / Faculty FTE



STAFF BY EMPLOYMENT TYPE AND GENDER FALL 2018

	Full-Time Staff	Part-Time Staff	Total
Female	338	116	454
Male	329	92	421
Total	667	208	875

Staff by Gender

