

FACT BOOK 2017-2018

**DEPARTMENT OF
INSTITUTIONAL
RESEARCH AND
ASSESSMENT**

LEBANESE AMERICAN UNIVERSITY

FACT BOOK 2017-2018

FACT BOOK 2017-2018

TABLE OF CONTENTS

About the department of institutional research and assessment	6
Mission statement	6
Goals	6
Team members	7
General information	8
About the institution	8
The mission, values and vision of the Lebanese American University	11
Charter and accreditation	12
Administration	14
LAU presidents	15
Board of trustees and international advisors	16
University officers	17
Organizational chart – Institution	24
Organizational chart – President	25
Organizational chart – Academic affairs	26
Organizational chart – Student development and enrollment management	27
Organizational chart – Human resources and university services	28
Organizational chart – Finance	29
Organizational chart – University advancement	30
Admissions	31
Admissions profile	32
Student admissions by level	33
Applications from Lebanese high schools	34
Student admissions by school	35
New USAID-USP student cohort	35
First-time undergraduate student admissions by school	36
Average SAT scores of accepted first-time students	36
School type of accepted first-time students	36
Enrollment	37
Enrollment by level	38
Student enrollment by gender and status	39
Enrollment by level and school	40
Enrollment by program	41
Headcount FTE and headcount enrollment for degree seeking and non-degree seeking students	45
Student enrollment by headcount, credit hours and headcount FTE	46
Enrollment by place of origin	47
Retention rates: first-time students	48
Bachelor's degree retention rates: by school	49
Undergraduate degree seeking students year-to-year retention, graduation and attrition rates	50
Enrollment in selective undergraduate programs	51
Enrollment in distance learning programs	51
Enrollment in SINARC program	51
Enrollment in continuing education program (CEP)	51
Degrees conferred	53
Degrees conferred by school	54
Degrees conferred by degree level	55
Undergraduate degree programs and majors offered	56
Graduate degree programs and majors offered	59
Doctoral – professional practice degree programs and majors offered	61
Bachelor's degrees 150% graduation rates	62
Bachelor's degrees six-year graduation rates	63

Academic and Student Related Information	64
Honor and distinguished undergraduate students	65
Honor, distinction and high distinction graduating students	66
Student financial aid program	67
Distribution of financial aid awards	68
Trends in financial aid budget	69
Tuition and fees	70
Student housing	74
Class size	75
Library and other information resources	76
Information technology resources	79
Student clubs	81
Centers and institutes	83
Faculty and Staff	84
Full-time faculty by gender and school	85
Physicians at LAU Medical Center - Rizk Hospital	85
Full-time faculty by rank, gender and school	86
Highest degree earned by full-time faculty	87
Full-time faculty with doctoral degrees	88
Full-time faculty age range by rank	89
Full-time faculty by nationality	90
Full-time faculty average basic salaries by rank	91
Part-time faculty by school and gender	92
Highest degree earned by part-time faculty	93
Faculty FTE by school	94
Student-faculty ratio	94
Staff by employment type and gender	95
Alumni	96
Alumni chapters	97
Alumni by gender	99
Alumni by residence	100
Financial Information	102
Finances	103
Expenses by function	104
Trends in revenues	105
Trends in expenditures	106
University Communication	107
University publications	107
Public disclosure	108
Physical facilities	114



Message from the Assistant to the President for INSTITUTIONAL RESEARCH AND ASSESSMENT

On behalf of the Lebanese American University (LAU), I am pleased to present the LAU Fact Book for 2017-2018. Compiled by the university's Department of Institutional Research and Assessment (DIRA), the Fact Book (which is published annually) portrays the academic year in facts and figures in a way that is easily accessible to anyone interested in learning more about the institution, from both a historical and current perspective.

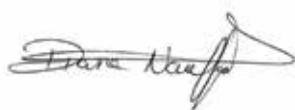
DIRA's mission is to collect, analyze, warehouse, and disseminate data about various aspects of LAU's institutional life. The department ensures the integrity and consistency of available information for official reporting purposes, providing support for administrative planning, policy formulation, assessment, accreditation, and institutional effectiveness initiatives. DIRA is therefore uniquely positioned to prepare the information in the current Fact Book, which is based on meticulous research and analysis and is relied upon by university decision-makers as they strive to advance LAU on all fronts.

The Fact Book puts forward a comprehensive picture of LAU, through various lenses, and serves as a data resource capturing both statistical and historical information about the institution. Those wishing to gain a thorough understanding of the university's academic programs, services, students, faculty, staff, facilities and finances need only open its pages to obtain the necessary data.

As always, a printed copy is available upon request, as is an online downloadable version in PDF format (<http://dira.lau.edu.lb/fact-book/>). Given that LAU is a dynamic and continuously changing institution, I also encourage you to visit the general DIRA website for the most current information about the university (<http://dira.lau.edu.lb/>).

The preparation of the Fact Book involves many members of the LAU community and I am very grateful for the assistance provided to DIRA as we undertake this monumental effort. Each year, the Fact Book incorporates new information as requested by various university constituents. As always, the department welcomes comments and suggestions for the Fact Book's continued enhancement. Please address all comments and inquiries in regard to this year's edition to me at extension 1232 or by e-mail at diane.nauffal@lau.edu.lb. Looking forward hearing from you I remain

Sincerely yours,



Diane I. Nauffal, Ph.D.
Assistant to the President for
Institutional Research and Assessment, LAU

ABOUT THE DEPARTMENT OF INSTITUTIONAL RESEARCH AND ASSESSMENT



MISSION STATEMENT

The Department of Institutional Research and Assessment (DIRA) at the Lebanese American University collects, analyzes, warehouses, and disseminates data about the continuum of functions of the institution – educational, administrative and support. It ensures the integrity and consistency of information for official reporting and provides support for the institution's decision-makers in planning, policy formulation, assessment and institutional effectiveness initiatives.

GOALS

Within the stated mission, the goals of the Department of Institutional Research and Assessment are as follows:

- Support evidence-based decision making.
- Oversee institutional reporting.
- Strengthen assessment culture throughout university.



TEAM MEMBERS

Diane Issa Nauffal, Ph.D.

Assistant to the President for Institutional Research and Assessment
Phone: 961-1-786456 Ext. 1232
E-mail: diane.nauffal@lau.edu.lb

Amal Sawaya, M.E.

Associate Manager for IRA
Phone: 961-1-786456 Ext. 1338
E-mail: amal.sawaya@lau.edu.lb

Nadine Wehbe, M.B.A.

Lead Assessment Officer
Phone: 961-1-786456 Ext. 1384
E-mail: nadine.wehbe@lau.edu.lb

Samer Khoury, M.F.

Lead Institutional Research Officer
Phone: 961-1-786456 Ext. 1783
E-mail: samer.khoury01@lau.edu.lb

Maya Reda, B.S.

Assistant Institutional Research Officer
Phone: 961-1-786456 Ext. 1484
E-mail: maya.reda@lau.edu.lb

Leyla Rizkallah, M.B.A.

Institutional Research Officer
Phone: 961-1-786456 Ext. 1659
E-mail: leyla.rizkallah@lau.edu.lb

GENERAL INFORMATION

ABOUT THE INSTITUTION

History and location

The Lebanese American University (LAU), a leading private higher education institution in Lebanon, operates under a charter from the Board of Regents of the University of the State of New York. LAU is accredited by the Commission on Institutions of Higher Education of the New England Association of Schools and Colleges (NEASC).

LAU is a nonsectarian institution guided by a deeply rooted sense of shared ethical values. The university began as a women's college in 1924, with roots extending back to 1835, when the Ottoman Empire's first school for girls was founded. LAU expanded over the decades, catering to the growing educational needs of Lebanon, the Middle East and around the world. Today LAU boasts seven schools, along with 19 centers and institutes. Dynamic and distinguished faculty members research and teach in a wide range of academic disciplines.

LAU's two main campuses are located on leafy hillsides by the Mediterranean Sea, around 43 kilometers apart, putting LAU within easy reach of all areas of Lebanon. The Byblos and Beirut campuses offer similarly structured programs in the arts, sciences and business. Programs in nursing and medicine, as well as junior and senior-year courses in engineering and pharmacy, are offered exclusively in Byblos.

LAU still continues to expand today. With the establishment of its New York Headquarters and Academic Center and a new executive center in Beirut Central District, LAU continues its journey of perpetual improvement and progression.



ACCREDITATION

LAU was accredited by the Commission on Institutions of Higher Education of the New England Association of Schools and Colleges (CIHE-NEASC) in November 2009. In 2014 LAU underwent a comprehensive evaluation and was re-accredited for a ten-year period.

ACADEMIC SCHOOLS AND COLLEGES

The University comprises seven schools: The school of Architecture and Design, the school of Arts and Sciences, the Adnan Kassas school of Business, the school of Engineering, the Gilbert and Rose-Marie Chagoury school of Medicine, the Alice Ramez Chagoury school of Nursing and the school of Pharmacy.

ACADEMIC PROGRAMS AND DEGREES CONFERRED

Academic offerings include 61 degree programs in 58 different major fields: 39 bachelor's degree programs, 17 master's degree programs, 2 professional degree programs, 1 graduate diploma and 2 postbachelor's diplomas.

During the academic year 2016-2017, the university awarded 1,592 bachelor's degrees, 174 master's degrees, 78 doctoral-professional practice degrees and 41 postbachelor's diplomas.

FACULTY

Full-time faculty for fall 2017 totaled 318, of whom 31 hold the rank of professor, 112 the rank of associate professor and 109 the rank of assistant professor. 77 percent of the full-time faculty hold a doctorate or other terminal degree.

ENROLLMENT

With 7,558 undergraduates, 737 graduates and 233 students in doctoral – professional practice degree programs, enrollments in fall 2017 totaled 8,528. Of the 7,532 full-time students, 94 percent are undergraduates, 3 percent are graduate students and 3 percent of the students are enrolled in doctoral – professional practice degree programs. The undergraduate student body is 50 percent male. Of the total number of students enrolled, 1,535 are from 78 foreign countries.

ADMISSIONS / RETENTION

1,853 first-time students enrolled for the fall 2017. 40 percent of all first-time applicants enrolled. 3,978 or 89 percent of accepted first-time students attended schools within Lebanon. 3,868 or 89 percent of accepted first-time students attended private Lebanese schools. On average, 89 percent of first-time students return for the fall of the next academic year. 147 or 49 percent of all undergraduate transfer applicants were accepted and 63 percent enrolled in fall 2017. 293 or 73 percent of new graduate students were accepted and 64 percent enrolled in fall 2017. Of the students in doctoral – professional practice degree programs, 120 or 49 percent were accepted and 68 percent enrolled in the academic year 2017-2018.

FINANCE

LAU's operating budget for 2016-2017 was \$179,185,659, a 7 percent increase from the 2015-2016 budget, reflecting the university's continued growth and expansion. 17 percent of this was earmarked for student financial aid.

PHYSICAL FACILITIES

LAU campuses occupy 343,763 square meters of space, of which the Beirut campus represents 27,500 square meters and the Byblos campus 316,263 square meters. The university is also a major shareholder in the Lebanese American University Medical Center – Rizk Hospital (LAUMC-RH).





THE MISSION, VALUES AND VISION OF THE LEBANESE AMERICAN UNIVERSITY

MISSION

The Lebanese American University is committed to academic excellence, student centeredness, civic engagement, the advancement of scholarship, the education of the whole person, and the formation of leaders in a diverse world.

VALUES

In both planning for its future and conducting its daily activities, LAU seeks to act in a manner that is guided by a deeply rooted sense of shared ethical values and aspirations. Built upon this foundation, the university is able to draw its fundamental inspiration from the devotion of its Presbyterian Founders to always seek the truth, respect human dignity, promote gender equality and be inclusive. It also provides educational opportunities as one university with multiple campuses, each with distinctive gifts and attributes. As such, LAU is committed to:

- Providing academic and service excellence throughout the institution;
- Demonstrating dignity and respect for and from, the Board, faculty, staff and students, in both word and deed;
- Celebrating the accomplishments and contributions of all the members of the LAU community;
- Succeeding because its people take ownership of, take pride in, and are held accountable for their actions;
- Working together as an extended family community that reflects the highest ethical and moral standards;
- Enabling individuals to find their own spiritual and personal fulfillment, while remaining sensitive to the changing global village in which they live;
- Promoting social connectedness of the students to the country of Lebanon, and encouraging their commitment to social justice and democracy.

VISION

The vision of LAU is driven by its mission and values, and is carried out by:

- Providing access to a superior education for diverse undergraduate and graduate students and lifelong learners;
- Attracting and retaining distinguished faculty who excel in teaching, research and community service;
- Enrolling and retaining academically qualified and diverse students;
- Embracing liberal arts in all curricula;
- Creating opportunities for rigorous research and the dissemination of knowledge;
- Developing a close-knit community that excels academically, is intellectually stimulating, and is religiously, ethnically and socio-economically diverse;
- Attracting and retaining a highly qualified staff committed to excellence in service;
- Fostering collaboration across the university in teaching, learning, research and service;
- Providing state-of-the-art infrastructure and support services that enrich the student, faculty and staff experience;
- Developing world citizens with a deep sense of civic engagement;
- Promoting the values of peace, democracy, and justice.

CHARTER AND ACCREDITATION

Charter

LAU is chartered by the Board of Regents of the University of the State of New York. The University of the State of New York is the sole entity authorized by the State of New York to incorporate higher education institutions and authorize them to confer degrees.

Beirut College for Women (which was to become LAU) was granted a provisional charter by the Board of Regents in 1950, and an absolute charter five years later. Since then, the charter has been amended several times in response to the institution's growth.

The University of the State of New York is a large system of educational services, including thousands of schools, colleges, universities, museums, libraries and other institutions. Its Board of Regents sets overall education policy for the State of New York and chooses a Commissioner of Education, who serves as president of the University of the State of New York and heads the New York State Education Department.



Accreditation

Degrees awarded by the Lebanese American University are officially registered with the Ministry of Higher Education in Lebanon and with the Board of Education in the State of New York.

Institutional accreditation

LAU is accredited by the Commission on Institutions of Higher Education of the New England Association of Schools and Colleges (CIHE-NEASC) www.neasc.org.

Program accreditation

The **Lebanese American University School of Pharmacy's Doctor of Pharmacy program** is accredited by the Accreditation Council for Pharmacy Education, 135 S. LaSalle Street, Suite 4100, Chicago, Illinois 60603-4810; Phone (312) 664-3575, Fax (866) 228-2631, www.acpe-accredit.org

The Doctor of Pharmacy program at LAU School of Pharmacy received its continued accreditation in January 2015 by the Accreditation Council for Pharmacy Education (ACPE).

The **Bachelor of Engineering** degree program in **Civil Engineering** is accredited by the Engineering Accreditation Commission of ABET, www.abet.org.

The **Bachelor of Engineering** degree program in **Computer Engineering** is accredited by the Engineering Accreditation Commission of ABET, www.abet.org.

The **Bachelor of Engineering** degree program in **Electrical Engineering** is accredited by the Engineering Accreditation Commission of ABET, www.abet.org.

The **Bachelor of Engineering** degree program in **Industrial Engineering** is accredited by the Engineering Accreditation Commission of ABET, www.abet.org.

The **Bachelor of Engineering** degree program in **Mechanical Engineering** is accredited by the Engineering Accreditation Commission of ABET, www.abet.org.

The **Bachelor of Science** degree program in **Computer Science** is accredited by the Computing Accreditation Commission of ABET, www.abet.org.

The **Bachelor of Science in Nursing** at the Lebanese American University-Alice Ramez Chagoury School of Nursing is accredited by the Commission on Collegiate Nursing Education (CCNE), www.aacn.nche.edu/ccne-accreditation.

The **Adnan Kassar School of Business**, has been accredited by the Association to Advance Collegiate Schools of Business (AACSB) www.aacsb.edu since April 2016. Accredited programs include: B.S. in Business, B.S. in Economics, B.S. in Hospitality and Tourism Management, Master of Business Administration (MBA) and Executive Master of Business Administration (EMBA).

The **Bachelor of Architecture** is officially recognized by the French government, as equivalent to the professional diploma entitling its holders to practice and apply for professional licensure.

The Bachelor of Architecture has been granted continuing candidacy as of 2018, by the National Architectural Accrediting Board (NAAB), www.naab.org which accredits all architecture programs in the United States.

ADMINISTRATION

GILBERT AND ROSE
HEALTH SCIENCE

GILBERT AND ROSE-MARIE CH
ALICE RAMEZ CHAGOURY SCH
SCHOOL OF PHARMACY



LAU PRESIDENTS

President's Name	Years of Service
Frances Irwin	1924 – 1935
Winifred Shannon	*1935 – 1937
William A. Stoltzfus	1937 – 1958
James H. Nicol	*1941 – 1943
Rhoda Orme	*1954 – 1955
Grace Loucks Elliot	*1958 – 1959
Frances M. Gray	1959 – 1965
Salwa Nassar	1965 – 1967
Cornellius B. Houk	*1967
Marie Sabri	1967 – 1969
William H. Schechter	1969 – 1973
Albert Y. Badre	1973 – 1982
Riyad F. Nassar	1982 – 2004
Joseph G. Jabbra	2004 – present

* Acting president

BOARD OF TRUSTEES AND INTERNATIONAL ADVISORS

BOARD OF TRUSTEES	BOARD OF INTERNATIONAL ADVISORS
Mr. Philip Stoltzfus, Chairman	Dr. Jihad Azour, Chairman
Dr. George N. Faris, Vice-Chairman	Dr. Mahmoud Kreidie, Vice-Chairman
Mr. Mike Ahmar, Secretary	Mrs. Adalat Audeh-Nakkash, Secretary
Mr. Thomas G. Abraham	Dr. Raymond Audi
Mrs. Taline Avakian	Mr. Zuhair Boulos
Dr. Joseph Aoun	Mrs. Abla Chammas
Mr. George Doumet	Mr. Bassem F. Dagher
Dr. Charles Elachi	Mr. Fouad El-Abd
Mr. Antoine Frem	Mrs. Hala Fadel
Dr. Robert D. Harrington	Mr. Neemat G. Frem
Rev. Cynthia A. Jarvis	Mr. Enan Galaly
Sheikh Walid Katibah	Mrs. Doha el Zein Halawi
Honorable Ray Lahood	Mrs. Maha Kaddoura
Mr. Charles Muller	Mrs. Laura Lahoud
Dr. Cheryl G. Murer	Mrs. May Makhzoumi
Mrs. Mona Nehmé	Dr. Mary Mikhael
HE Mrs. Moza Saaed Al Otaiba	Mrs. Wafa Saab
Mr. Clay Pell	Mrs. Youmna Salame
Mr. Nick Joe Rahall II	Mr. Shwan Taha
Mr. Ghassan Saab	Mr. Talal K. Shair
Sheikha Intisar Salem Al Ali Al Sabah	
Mr. Nicolas A. Tamari	
Mr. Peter Tanous	
Mr. Robert Worley	
Ex-officio Members	Ex-officio Members
Dr. Jihad Azour, Chairman of the Board of International Advisors	Rev. Joseph Kassab
Rev. Elmarie Parker	Dr. Joseph Jabbra, LAU President
Rev. Joseph Kassab	Dr. Mazen Tabbara, Senate Chair
Dr. Mazen Tabbara, Senate Chair	
Dr. Joseph Jabbra, LAU President	

UNIVERSITY OFFICERS

FALL 2017

UNIVERSITY OFFICERS		
Officer	Highest Degree Earned	Administrative Title
Joseph G. Jabbra	Ph.D.	President
George Najjar	Ph.D.	Provost
Elise Salem	Ph.D.	Vice President for Student Development and Enrollment Management
Roy Majdalani	M.B.A.	Vice President for Human Resources and University Services
Charles Abou Rjeily	License, CPA	Vice President for Finance
Nour Hajjar	LL.B.	Legal Counsel

DEANS OF SCHOOLS		
Officer	Highest Degree Earned	Administrative Title
Elie Haddad	Ph.D.	Dean of the School of Architecture & Design
Nashat Mansour	Ph.D.	Dean of the School of Arts & Sciences
Said Ladki	Ph.D.	Interim Dean of the Adnan Kassar School of Business
George E. Nasr	Ph.D.	Dean of the School of Engineering
Michel Mawad	M.D.	Dean of the Gilbert and Rose-Marie Chagoury School of Medicine
Anahid Kulwicki	Ph.D.	Dean of the School of Nursing
Imad Btaiche	Ph.D.	Dean of the School of Pharmacy
Samer Saab	Ph.D.	Interim Dean of the office of Graduate Studies & Research

ACADEMIC AFFAIRS OFFICERS

Officer	Highest Degree Earned	Administrative Title
Mona Majdalani	Ph.D.	Assistant Provost for Academic Affairs
Wassim Shahin	Ph.D.	Assistant Provost for Special External Projects

SCHOOL OF ARCHITECTURE & DESIGN

Elie Haddad	Ph.D.	Dean
Farid Jureidini	B.Arch.	Assistant Dean
Rachid Chamoun	Ph.D.	Interim Chair, Architecture & Interior Design
Lee Frederix	M.Arch.	Interim Chair, Art & Design
Sophie Khayat	D.E.S.	Associate Chair, Architecture & Interior Design
Melissa Sinclair Khoury	M.F.A.	Associate Chair, Art & Design

SCHOOL OF ARTS & SCIENCES

Nashat Mansour	Ph.D.	Dean
Costantine Daher	Ph.D.	Assistant Dean
Samer Habre	Ph.D.	Assistant Dean
Iman Osta	Ph.D.	Assistant Dean
Jad Melki	Ph.D.	Chair, Communication Arts
Danielle Azar	Ph.D.	Chair, Computer Science & Mathematics
Iman Osta	Ph.D.	Acting Chair, Education
Rula Diab	Ph.D.	Chair, English
Paul Tabar	Ph.D.	Chair, Humanities
Sima Tokajian	Ph.D.	Chair, Natural Sciences
Marwan Rowayheb	Ph.D.	Chair, Social Sciences
Nadra Assaf	Ed.D.	Associate Chair, Communication Arts & Humanities
Rony Touma	Ph.D.	Associate Chair, Computer Science & Mathematics
George Sadaka	Ph.D.	Associate Chair, English
Ralph Abi Habib	Ph.D.	Associate Chair, Natural Sciences
Imad Salamey	Ph.D.	Associate Chair, Social Sciences

ADNAN KASSAR SCHOOL OF BUSINESS

Said Ladki	Ph.D.	Interim Dean
Abdallah Dah	Ph.D.	Associate Dean
Salpie Djoundourian	Ph.D.	Associate Dean
Ghassan Dibeh	Ph.D.	Chair, Economics
Elias Raad	Ph.D.	Chair, Finance & Accounting
Khodor Fakih	SJ.D.	Chair, Information Technology & Operations Management
Silva Karkouljian	Ed.D.	Chair, Management Studies
Maya Farah	Ph.D.	Co-Chair, Hospitality & Marketing

ACADEMIC AFFAIRS OFFICERS

Officer	Highest Degree Earned	Administrative Title
Guy Assaker	Ph.D.	Co-Chair, Hospitality & Marketing
Walid Marrouch	Ph.D.	Associate Chair, Economics
Armond Manassian	Ph.D.	Associate Chair, Finance & Accounting

SCHOOL OF ENGINEERING

George E. Nasr	Ph.D.	Dean
Raymond Ghajar	Ph.D.	Associate Dean
Barbar Akle	Ph.D.	Assistant Dean
Caesar Abi Shdid	Ph.D.	Chair, Civil Engineering
Zahi Nakad	Ph.D.	Chair, Electrical and Computer Engineering
Michel Khoury	Ph.D.	Chair, Industrial and Mechanical Engineering
Jean Chatila	Ph.D.	Coordinator, Beirut Campus Engineering Programs

GILBERT AND ROSE-MARIE CHAGOURY SCHOOL OF MEDICINE

Michel Mawad	M.D.	Dean
Zeinab Hijazi	M.B.B.ch., DCH	Associate Dean
Selim Nasser	M.D.	Director for Medical Education
Sola Bahous	M.D., Ph.D.	Assistant Dean, Clinical Affairs
Rajaa Chatila	M.D.	Assistant Dean, Graduate Medical Education
Vanda Abi Raad	M.D.	Assistant Dean, Continuing Medical Education
Naji Riachi	M.D.	Assistant Dean, Clinical Research
Nabil Alain Sabri	M.D.	Assistant Dean, Faculty Recruitment
Tony Zreik	M.D.	Assistant Dean, Faculty Development
Elie Abi Nader	M.D.	Acting Chair, Anesthesiology
Zeina Tannous	M.D.	Chair, Dermatology
Jacques Mokhbat	M.D.	Chair, Internal Medicine

ACADEMIC AFFAIRS OFFICERS

Officer	Highest Degree Earned	Administrative Title
Hussein Farhat	M.D.	Acting Chair, Laboratory Medicine
Tony Zreik	M.D.	Chair, Obstetrics and Gynecology
Nicola Ghazi	M.D.	Chair, Ophthalmology
Nabil Alain Sabri	M.D.	Chair, Otolaryngology
Noha Doueihi	M.D.	Acting Chair, Pathology
Gerard Wakim	M.D.	Acting Chair, Pediatrics
Daniel Mahfoud	M.D.	Acting Chair, Radiology
Anis Nassif	M.D.	Vice-Chair, Radiology
Adnan Awdeh	M.D.	Interim Chair, Surgery

ALICE RAMEZ CHAGOURY SCHOOL OF NURSING

Anahid Kulwicki	Ph.D.	Dean
Myrna Abi-Abdallah Doumit	Ph.D.	Assistant Dean

SCHOOL OF PHARMACY

Imad Btaiche	Pharm.D.	Dean
Roy Kanbar	Pharm.D., Ph.D.	Associate Dean, Academic Affairs
Anthony Capomacchia	Ph.D.	Assistant Dean, Student Affairs
Soumana Nasser	Pharm.D.	Chair, Pharmacy Practice
Roy Kanbar	Pharm.D., Ph.D.	Chair, Pharmaceutical Sciences
Lamis Karaoui	Pharm.D.	Director, Experiential Education

OFFICE OF GRADUATE STUDIES & RESEARCH

Samer Saab	Ph.D.	Interim Dean
------------	-------	--------------

LIBRARY

Cendrella Habre	M.S.	University Librarian
Marie-Therese Mitri	M.A.	Acting Director, Byblos

CONTINUING EDUCATION PROGRAM (CEP)

Mona Majdalani	Ph.D.	Interim Director
----------------	-------	------------------

STUDENT DEVELOPMENT AND ENROLLMENT MANAGEMENT OFFICERS

Officer	Highest Degree Earned	Administrative Title
---------	-----------------------	----------------------

ENROLLMENT MANAGEMENT

Abdo Ghié	M.A.P.	Assistant Vice President
-----------	--------	--------------------------

DEAN OF STUDENTS

Raed Mohsen	Ph.D.	Dean, Beirut
-------------	-------	--------------

Makram Ouass	Ph.D.	Dean, Byblos
--------------	-------	--------------

ADMISSIONS

Nada Hajj	M.S.	University Director
-----------	------	---------------------

STUDENT RECRUITMENT

Michel Najjar	M.S.	Executive Director
---------------	------	--------------------

ATHLETICS

Sami Garabedian	M.S.Ed.	Director, Beirut
-----------------	---------	------------------

Joe Moujaes	M.S.	Director, Byblos
-------------	------	------------------

FINANCIAL AID AND SCHOLARSHIPS

Ghada Abi Fares	M.B.A.	University Director
-----------------	--------	---------------------

OUTREACH AND CIVIC ENGAGEMENT

Elie Samia	M.A.	Assistant Vice President
------------	------	--------------------------

REGISTRAR

Annie Lajinian-Magarian	M.Ed.	University Registrar
-------------------------	-------	----------------------

Fouad Salibi	B.A.	Deputy Registrar
--------------	------	------------------

RESIDENCE HALLS

Rima Rahal	B.S.	Supervisor, Beirut
------------	------	--------------------

Assia Kanaan	M.Ed.	Senior Supervisor, Beirut
--------------	-------	---------------------------

Suzy Saba	T.S.	Coordinator, Byblos
-----------	------	---------------------

SUMMER INSTITUTE FOR INTENSIVE ARABIC AND CULTURE (SINARC)

Mimi Melki Jeha	Ph.D.	Director
-----------------	-------	----------

UNIVERSITY TESTING SERVICES

Mimi Melki Jeha	Ph.D.	Director
-----------------	-------	----------

HUMAN RESOURCES AND UNIVERSITY SERVICES OFFICERS

Officer	Highest Degree Earned	Administrative Title
BUSINESS SERVICES		
Jassem Othman	B.E.	Director, Auxiliary Services
Ghassan Atwi	B.A., B.S.	Director, Procurement, Beirut
Antoine Faris	M.S.	Director, Procurement, Byblos
Jean Rizk	M.B.A.	Director, Supply
FACILITIES MANAGEMENT		
George Hamouche	M.S.	Assistant Vice President
Shaheen Bou Jawdeh	B.E.	Executive Director, Project Management and Contract Administration
Joseph Shebaya	Diplome	Executive Director, Planning and Renovations
Roger Haddad	M.B.A.	Director, Physical Plant, Beirut
Ziad Haddad	M.B.A.	Director, Physical Plant, Byblos
Nabil Bedran	B.E.	Director, Capital Construction Management, Beirut
Toufic Smayra	Ph.D.	Director, Capital Construction Management, Byblos
HUMAN RESOURCES		
Charbel Aoun	M.B.A.	Assistant Vice President
Nicolas Majdalani	License	Director, BPR & HRA
Ruba Nassar Tohme	M.B.A.	Director, Compensation & Benefits
Antoinette Daher	License	Deputy Director, Compensation & Benefits
Grace Lebbos	E.M.B.A.	Deputy Director, Staff Relations & Development
INFORMATION TECHNOLOGY		
Camille Abou-Nasr	B.E.	Assistant Vice President
Roula Hage	Diplome	Director, IT Applications & Solutions
Hamid Saliba	Diplome	Director, IT Network, Telecom & Multimedia
Rodolph Aouad	License	Deputy Director, IT Security
Hady Tanissa	M.S.	Deputy Director, IT Support
PROTECTION		
Major Ahmad Hassouna	Lieutenant	Director

FINANCE OFFICERS

Officer	Highest Degree Earned	Administrative Title
---------	-----------------------	----------------------

BUDGET AND FINANCIAL PLANNING

Sonia Hajjar	Ph.D.	Assistant Vice President, Budget & Grants
--------------	-------	---

GRANTS AND CONTRACTS

Sonia Hajjar	Ph.D.	Assistant Vice President, Budget & Grants
--------------	-------	---

COMPTROLLER

Simon Sakr	M.B.A.	Assistant Vice President, University Comptroller
------------	--------	--

Elias Kassis	License	Assistant Vice President, Operations
--------------	---------	--------------------------------------

BUSINESS OFFICE

Naji Medlej	D.E.A.	Comptroller, Beirut
-------------	--------	---------------------

Farid El Daoud	M.B.A.	Comptroller, Beirut
----------------	--------	---------------------

Michel Chahine	M.S.	Comptroller, Byblos
----------------	------	---------------------

UNIVERSITY ADVANCEMENT OFFICERS**DEVELOPMENT**

Robert Hollback	B.S.	Assistant Vice President, New York
-----------------	------	------------------------------------

Nassib Nasr	M.P.H.	Assistant Vice President, Beirut
-------------	--------	----------------------------------

Nicole Barghoud	B.A.	Director, Development
-----------------	------	-----------------------

Lana Abou Teen	M.A.	Director, Development
----------------	------	-----------------------

Ghandi Fala	B.S.	Director, Annual Fund
-------------	------	-----------------------

Shannon Connelly	Ph.D.	Director, Major Gifts
------------------	-------	-----------------------

ADVANCEMENT SERVICES

Amal Abdel Massih	B.S.	Executive Director, Advancement Services, Beirut
-------------------	------	--

Marge Pfeleiderer	B.A.	Executive Director, Operations, New York
-------------------	------	--

ALUMNI AFFAIRS

Abdallah Al Khal	M.B.A.	Assistant Vice President, Alumni Relations, Beirut
------------------	--------	--

Edward Shiner	M.A.	Director, Alumni and Special Projects, New York
---------------	------	---

MARKETING AND COMMUNICATIONS

Gabriel Abiad	M.B.A.	Assistant Vice President, Marketing & Communications
---------------	--------	--

Elida Jbeili	M.A.	Director, Communications & Media, New York
--------------	------	--

Karina Rodriguez	B.A.	Director, Online Communications
------------------	------	---------------------------------

RELATIONS

Nada Torbey	M.A.	Director, Public Relations
-------------	------	----------------------------

INSTITUTIONAL RESEARCH AND ASSESSMENT OFFICERS

Diane Issa Nauffal	Ph.D.	Assistant to the President
--------------------	-------	----------------------------

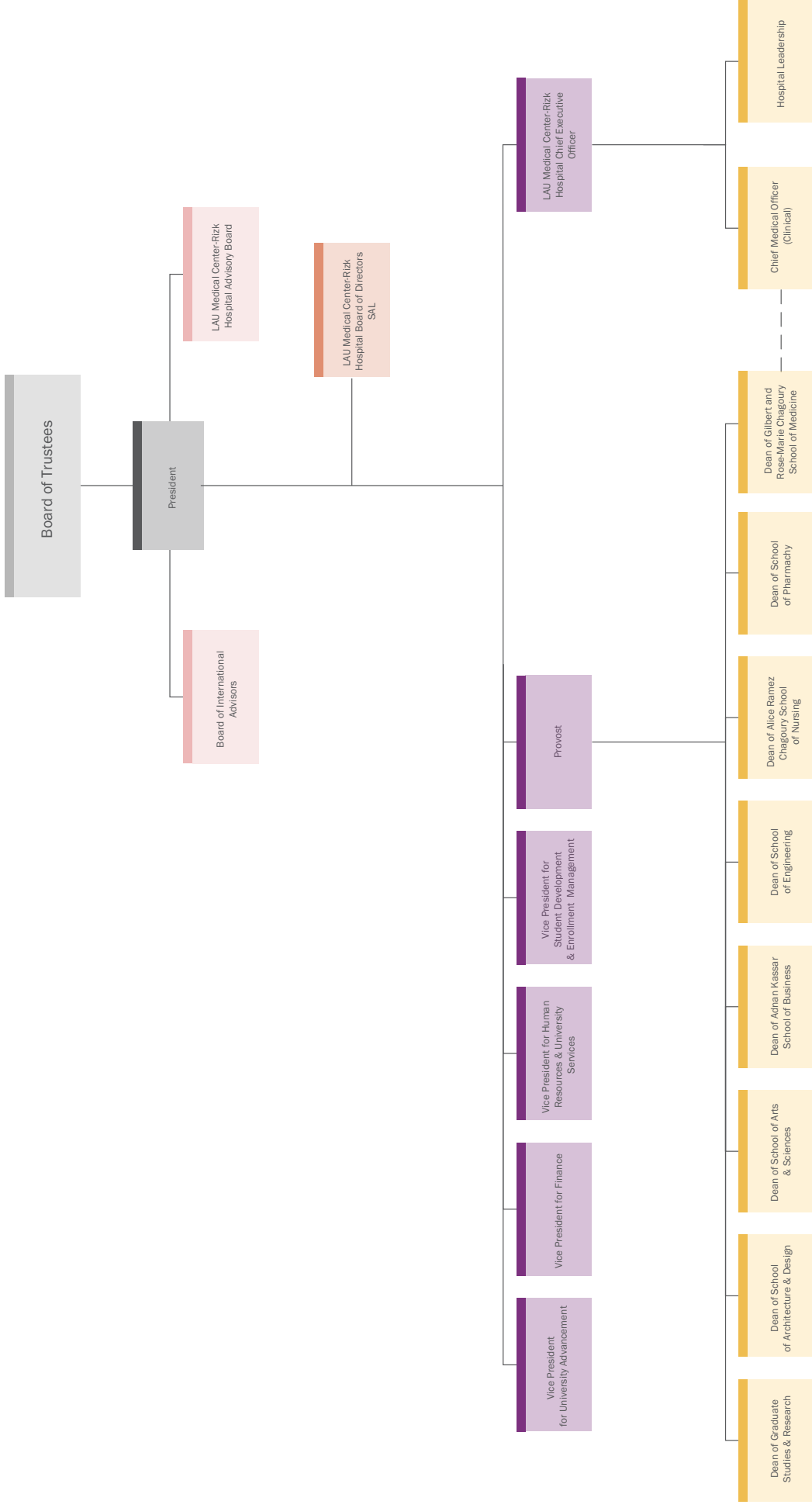
INTERNAL AUDIT OFFICERS

Khaled Abul Husn	M.B.A, C.P.A	Director
------------------	--------------	----------

UNIVERSITY ENTERPRISE OFFICERS

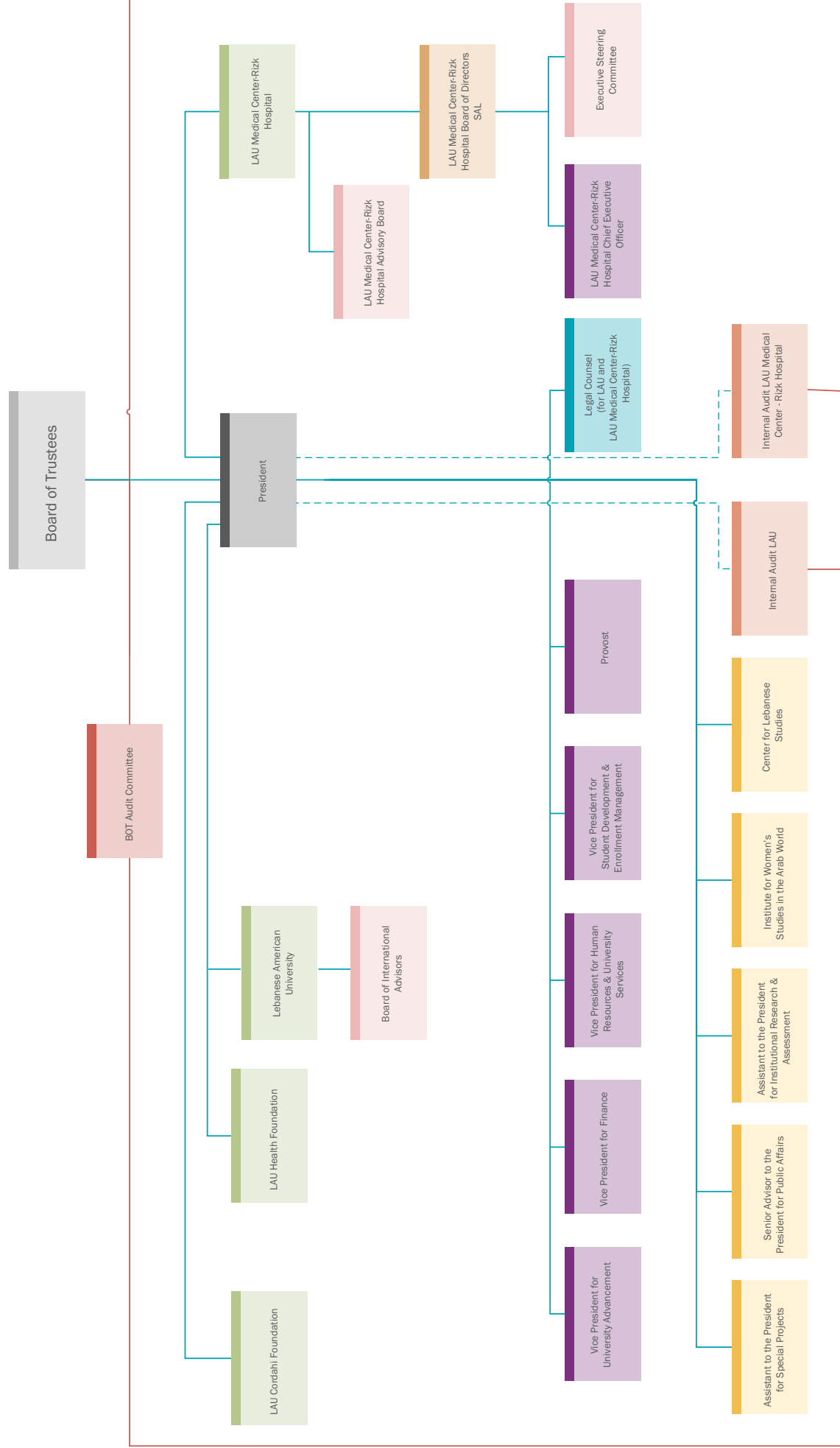
Walid Touma	Ph.D.	Director
-------------	-------	----------

ORGANIZATIONAL CHART – INSTITUTION



** This organizational structure represents a centralized model, which will bring LAU and all its subsidiaries including LAU Medical Center-Rizk Hospital SAL under the same fiduciary duties of the Board of Trustees and the leadership of LAU President

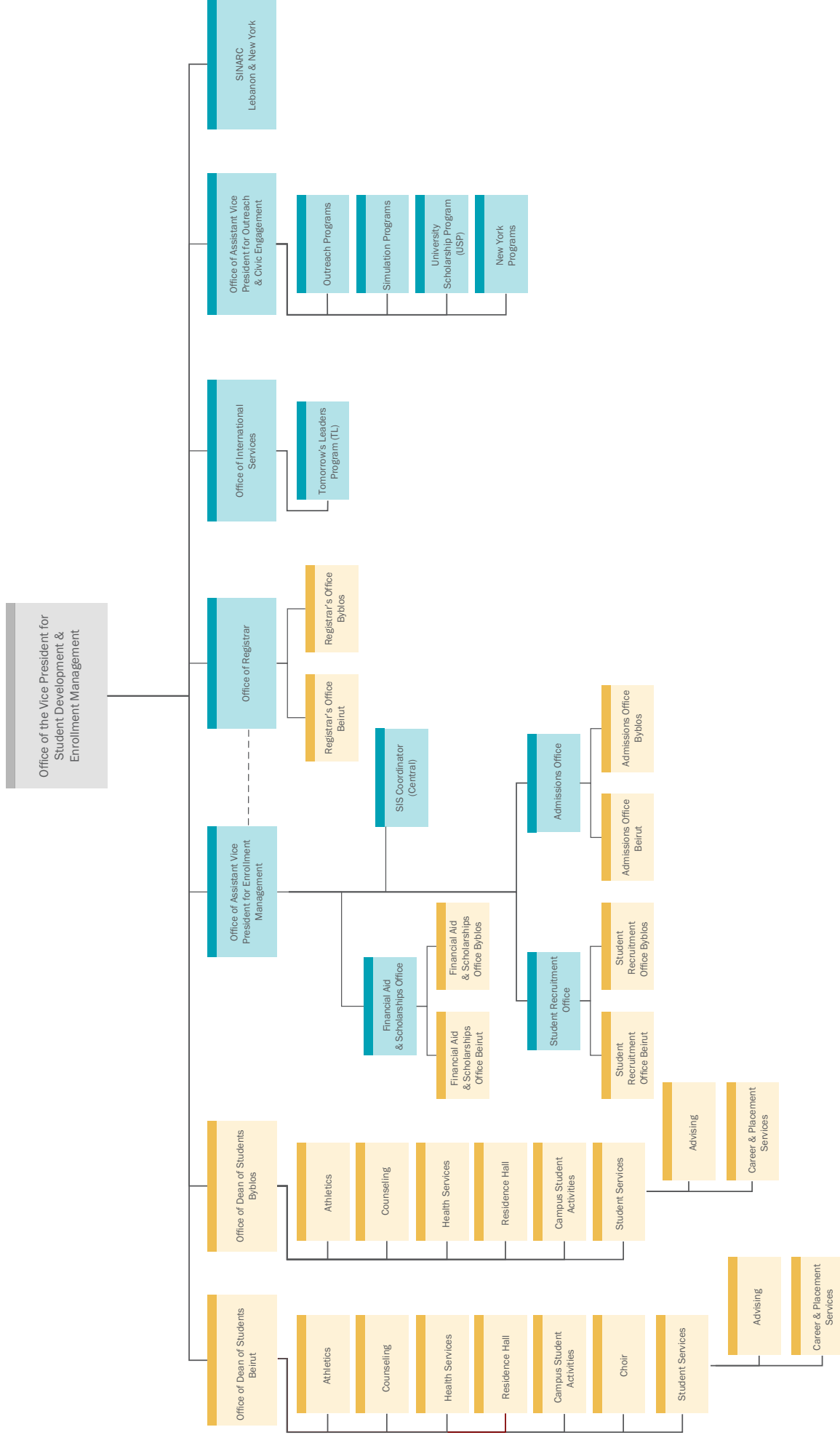
ORGANIZATIONAL CHART – PRESIDENT



ORGANIZATIONAL CHART – PROVOST

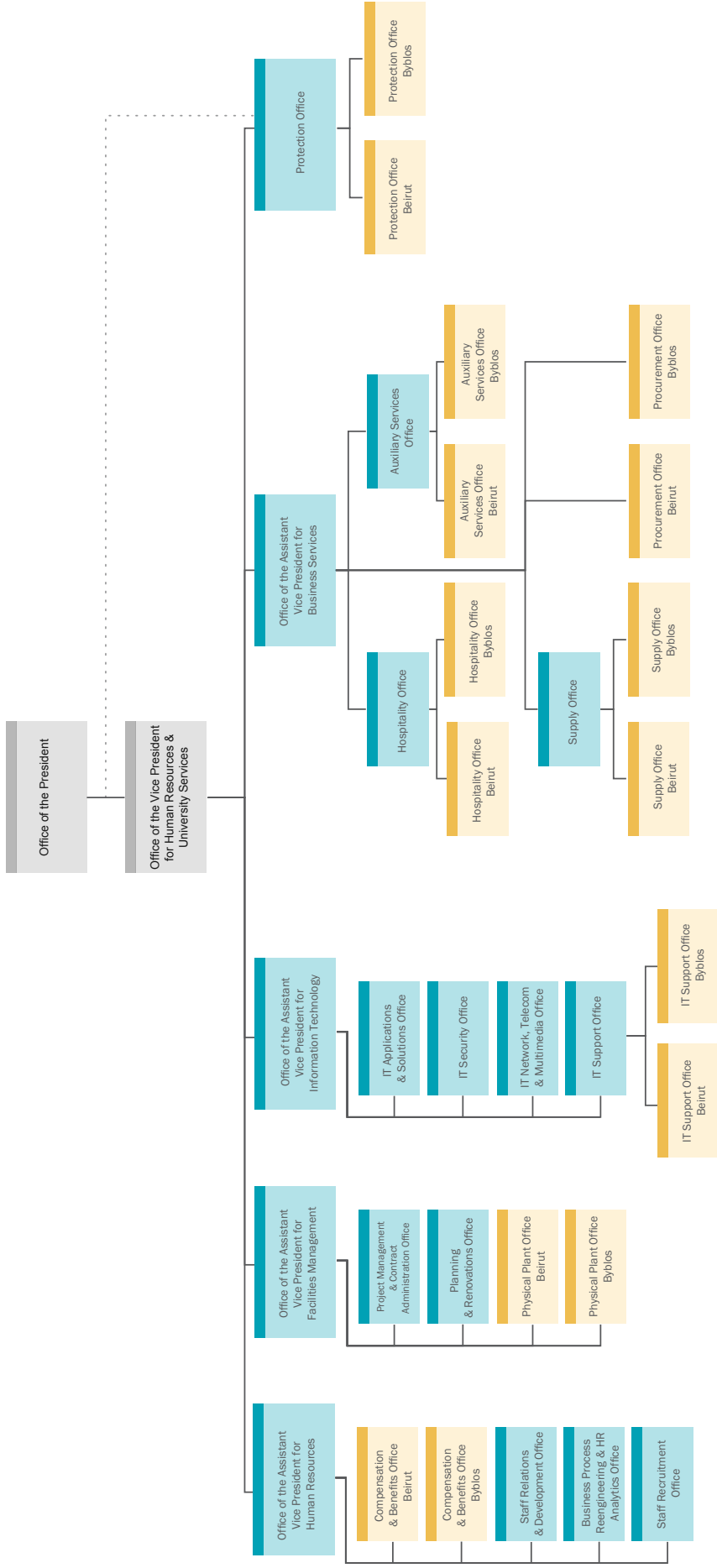


ORGANIZATIONAL CHART – STUDENT DEVELOPMENT AND ENROLLMENT MANAGEMENT

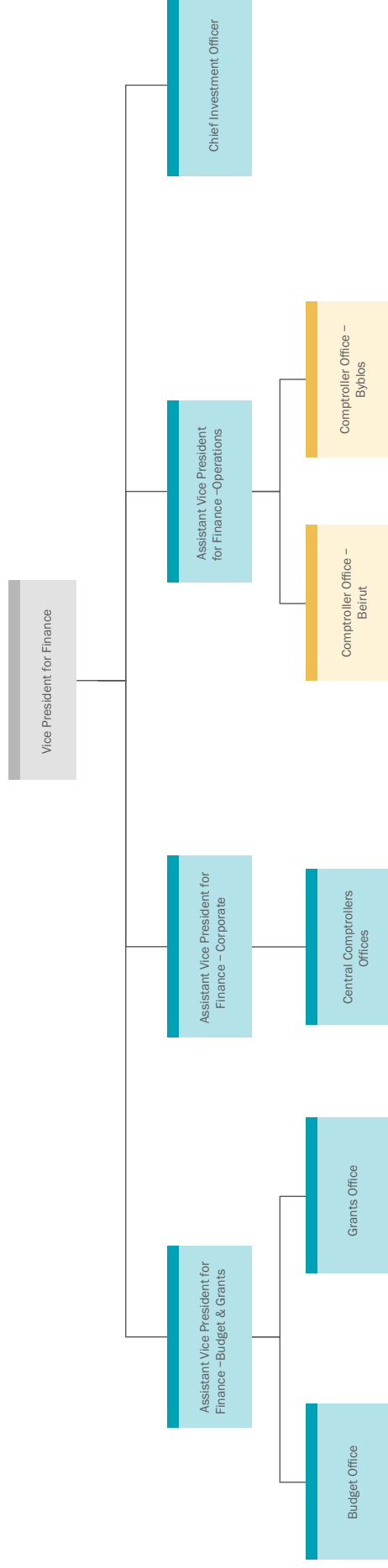


University Offices
Campus Offices

ORGANIZATIONAL CHART – HUMAN RESOURCES AND UNIVERSITY SERVICES

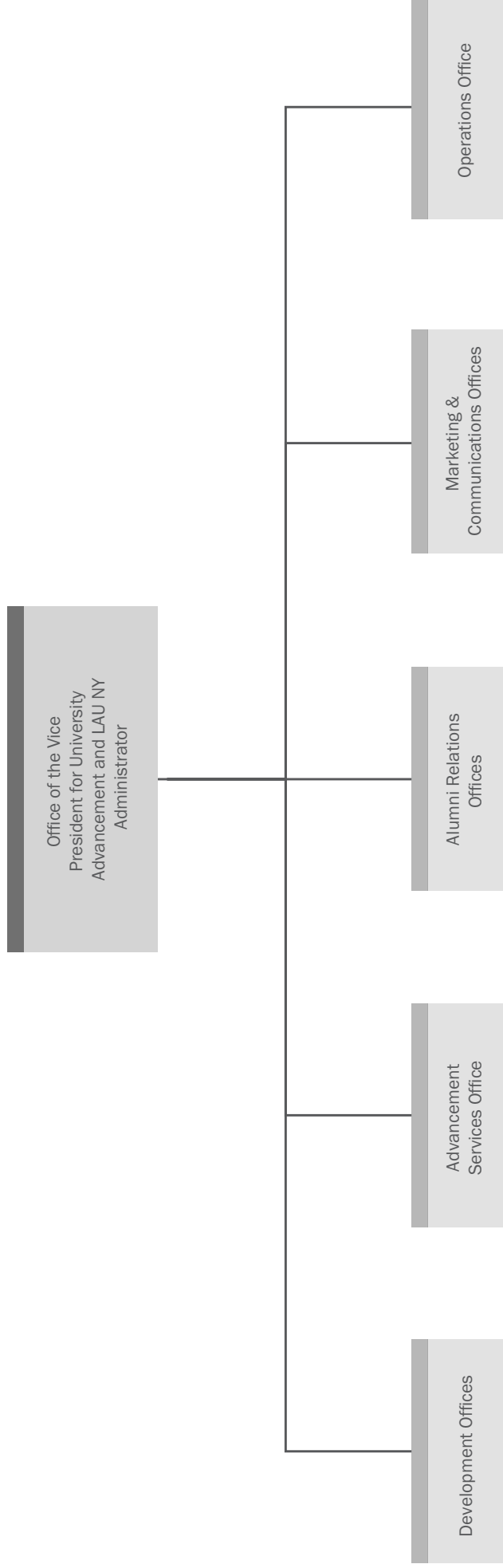


ORGANIZATIONAL CHART – FINANCE



 University Offices
 Campus Offices

ORGANIZATIONAL CHART – UNIVERSITY ADVANCEMENT



Admissions Office

ADMISSIONS



ADMISSIONS PROFILE

ACADEMIC YEAR 2017-2018

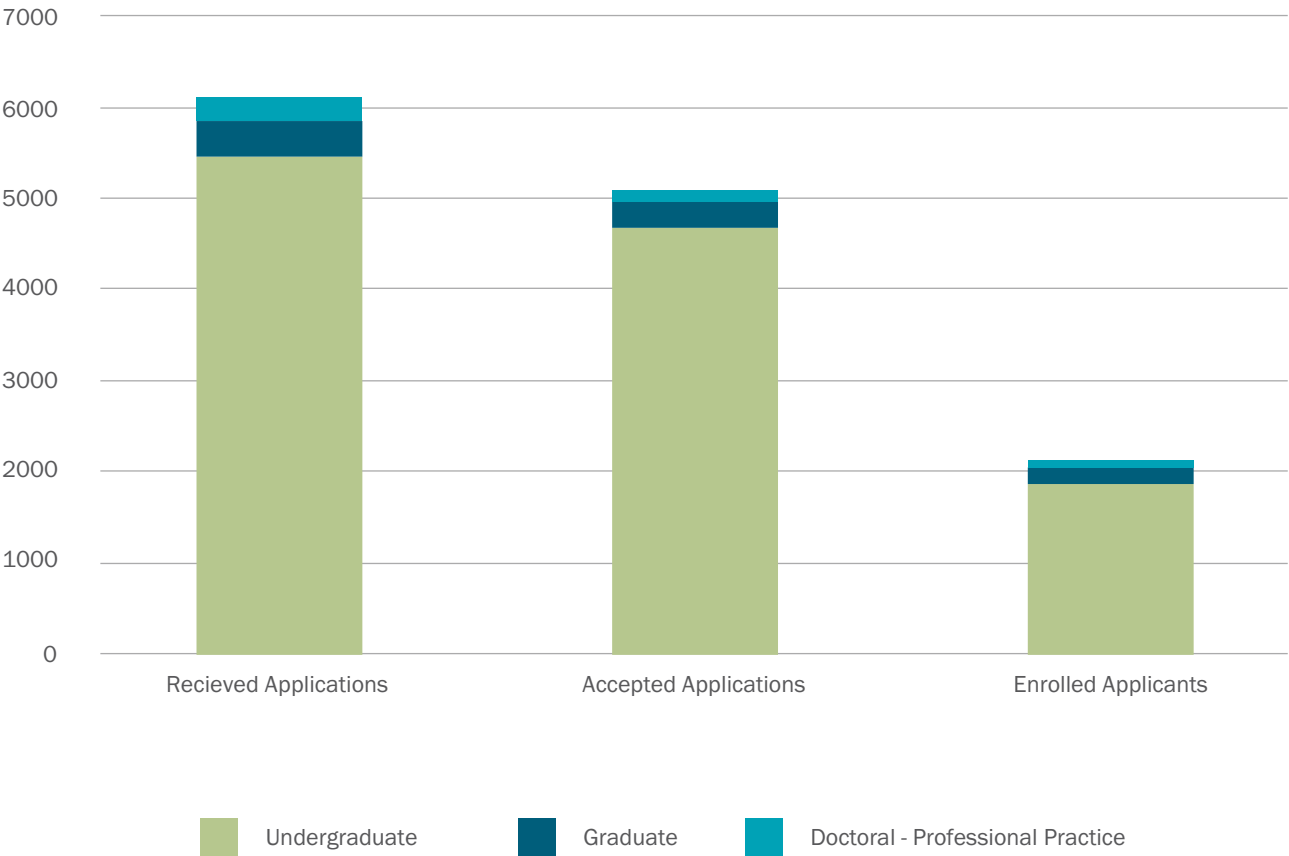
	Very Important	Important	Considered	Not Considered
Academic				
Rigor of secondary school record	√			
Class rank			√	
Academic GPA	√			
Standardized test scores	√			
Application Essay				√
Recommendation			√	
Nonacademic				
Interview				√
Extracurricular activities			√	
Talent/ability			√	
Character/personal qualities				√
First generation				√
Alumni/ae relation			√	
Geographical residence				√
State residency				√
Religious affiliation/commitment				√
Racial/ethnic status				√
Volunteer work				√
Work experience			√	
Level of applicant's interest			√	

STUDENT ADMISSIONS BY LEVEL

FALL 2017

	Received Applications	Accepted Applications	Enrolled Applicants
Undergraduate	5,452	4,679	1,853
Graduate	399	293	186
Doctoral – Professional Practice	246	120	81
Total	6,097	5,092	2,120

STUDENT ADMISSIONS BY LEVEL



APPLICATIONS FROM LEBANESE HIGH SCHOOLS

FALL 2017



STUDENT ADMISSIONS BY SCHOOL

FALL 2017

	Received Applications	Accepted Applications	Enrolled Applicants
School of Architecture and Design	433	353	132
School of Arts and Sciences	2,650	2,261	881
Adnan Kassar School of Business	1,212	1,060	516
School of Engineering	1,060	867	311
Gilbert and Rose-Marie Chagoury School of Medicine	204	79	52
Alice Ramez Chagoury School of Nursing	83	63	33
School of Pharmacy	328	292	142
Office of Graduate Studies & Research	1	1	1
No College Designated	126	116	52
Total	6,097	5,092	2,120

NEW USAID-USP STUDENT COHORT

FALL 2017

	Received Applications	Accepted Applications	Enrolled Applicants
School of Architecture and Design	20	0	0
School of Arts and Sciences	306	41	41
Adnan Kassar School of Business	89	14	14
School of Engineering	194	13	12
Alice Ramez Chagoury School of Nursing	56	8	8
Total	665	76	75

* **USAID University Scholarship Program** aims to provide undergraduate scholarships for promising public high school students from all governorates of Lebanon, with the support of the United States Agency for International Development (USAID).

FIRST-TIME UNDERGRADUATE STUDENT ADMISSIONS BY SCHOOL

FALL 2017

	Received Applications	Accepted Applications	Enrolled Applicants
School of Architecture and Design	387	336	124
School of Arts and Sciences	2,319	2,067	760
Adnan Kassar School of Business	922	829	368
School of Engineering	1,007	840	295
Alice Ramez Chagoury School of Nursing	75	60	31
School of Pharmacy	255	239	109
No College Designated	88	81	29
Total	5,053	4,452	1,716

* **First-time student** is a student who has no prior postsecondary experience attending any institution for the first time at the undergraduate level. It also includes students enrolled in the fall term who attended college for the first time in the prior summer term, and students who entered with advanced standing.

AVERAGE SAT SCORES OF ACCEPTED FIRST-TIME STUDENTS

FALL 2017

	Evidence-Based Reading & Writing	Math	Evidence-Based Reading & Writing + Math
Accepted First-Time Students	521	596	1,117
Average US SAT scores for year 2017 as per College Board Statistics	533	527	1,060

SCHOOL TYPE OF ACCEPTED FIRST-TIME STUDENTS

FALL 2017

		Number of Schools	Percentage of Total	Number of Students	Percentage of Total
Lebanese Schools	Private	312	87%	3,868	97%
	Public	45	13%	110	3%
	Total	357	100%	3,978	100%
Regional and International Schools	Private	175	100%	474	100%
	Total	175	100%	474	100%
Total Schools	Private	487	92%	4342	98%
	Public	45	8%	110	2%
	Total	532	100%	4,452	100%

ENROLLMENT



ENROLLMENT BY LEVEL

FALL TERMS 2010-2017

	2010	2011	2012	2013	2014	2015	2016	2017
BEIRUT CAMPUS								
Undergraduate	4,750	4,827	4,508	4,285	4,126	4,083	3,996	4,088
Graduate	677	538	417	429	441	461	555	592
Total by Campus	5,427	5,365	4,925	4,714	4,567	4,544	4,551	4,680
BYBLOS CAMPUS								
Undergraduate	2,433	2,673	2,949	3,133	3,337	3,470	3,594	3,470
Graduate	126	111	92	95	100	104	117	145
Doctoral – Professional Practice	81	124	172	204	217	230	231	233
Total by Campus	2,640	2,908	3,213	3,432	3,654	3,804	3,942	3,848
UNIVERSITY WIDE								
Undergraduate	7,183	7,500	7,457	7,418	7,463	7,553	7,590	7,558
Graduate	803	649	509	524	541	565	672	737
Doctoral – Professional Practice	81	124	172	204	217	230	231	233
Total by University	8,067	8,273	8,138	8,146	8,221	8,348	8,493	8,528
% Change	3.3%	2.6%	-1.6%	0.1%	0.9%	1.5%	1.7%	0.4%

TRENDS IN ENROLLMENT BY LEVEL

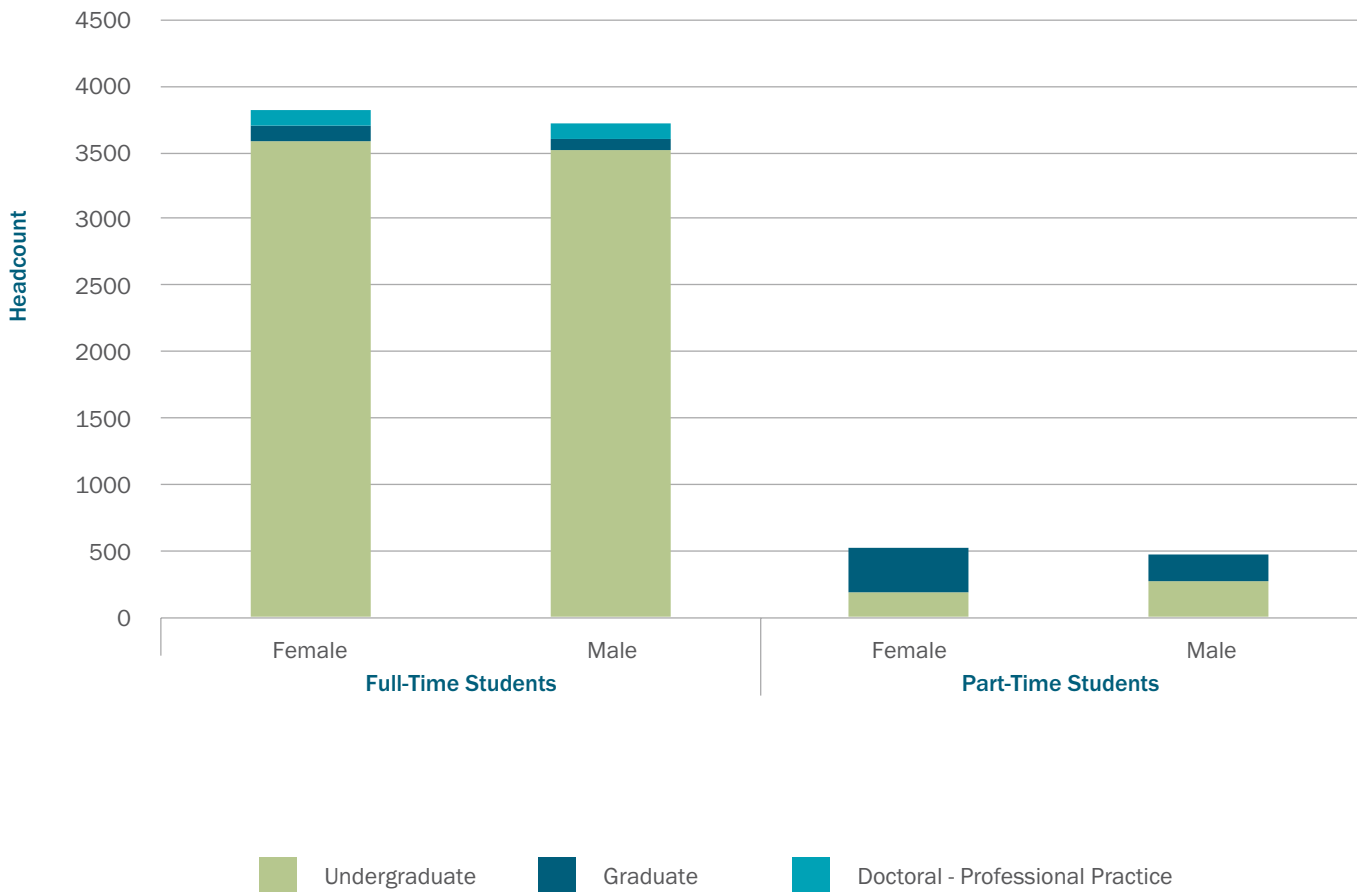


STUDENT ENROLLMENT BY GENDER AND STATUS

FALL 2017

	Full-Time Students		Part-Time Students		Total Students	
	Female	Male	Female	Male	Female	Male
Undergraduate	3,583	3,511	191	273	3,774	3,784
Graduate	119	86	336	196	455	282
Doctoral – Professional Practice	119	114	0	0	119	114
Total	3,821	3,711	527	469	4,348	4,180

STUDENT ENROLLMENT BY GENDER AND STATUS



ENROLLMENT BY LEVEL AND SCHOOL

FALL 2017

School	Number of Enrolled Students
UNDERGRADUATE	
School of Architecture & Design	888
School of Arts & Sciences	2,309
Adnan Kassar School of Business	2,236
School of Engineering	1,475
Alice Ramez Chagoury School of Nursing	93
School of Pharmacy	445
No College Designated	112
Total by Level	7,558
GRADUATE	
School of Architecture & Design	7
School of Arts & Sciences	243
Adnan Kassar School of Business	457
School of Engineering	19
Office of Graduate Studies & Research	6
No College Designated	5
Total by Level	737
DOCTORAL – PROFESSIONAL PRACTICE	
Gilbert and Rose-Marie Chagoury School of Medicine	204
School of Pharmacy	29
Total by Level	233
Total	8,528

ENROLLMENT BY PROGRAM

FALL 2017

	Beirut campus	Byblos campus	University wide
SCHOOL OF ARCHITECTURE & DESIGN			
Graduate			
Mutaz & Rada Sawwaf M.A. in Islamic Art & Architecture	7	-	7
Total by Level	7	-	7
Undergraduate			
Bachelor of Architecture	151	291	442
B.A. in Fashion Design	65	5	70
B.A. in Fine Arts	22	-	22
B.S. in Graphic Design	97	26	123
B.A. in Interior Architecture	111	48	159
B.S. in Interior Design	56	16	72
Total by Level	502	386	888
Total by School	509	386	895

SCHOOL OF ARTS & SCIENCES

Graduate			
M.A. in Education	85	-	85
M.A. in International Affairs	27	17	44
M.A. in Interdisciplinary Gender Studies	10	-	10
M.A. in Migration Studies	21	-	21
M.S. in Computer Science	20	10	30
M.S. in Applied and Computational Mathematics	4	3	7
M.S. in Molecular Biology	-	46	46
Total by Level	167	76	243
Undergraduate			
A.A. in Liberal Arts	1	-	1
B.A. in Arabic Language and Literature	2	-	2
B.A. in Communication Arts	5	2	7
B.A. in Communication	15	3	18
B.A. in Education	78	-	78
B.A. in English	32	6	38
B.A. in History	1	-	1
B.A. in Multimedia Journalism	48	2	50
B.A. in Performing Arts	7	4	11
B.A. in Philosophy	4	-	4

	Beirut campus	Byblos campus	University wide
B.A. in Political Science	18	4	22
B.A. in Political Science/International Affairs	99	44	143
B.A. in Psychology	112	60	172
B.A. in Social Work	3	-	3
B.A. in Social Work & Community Development	15	-	15
B.A. in Television and Film	96	14	110
B.A. in Translation	31	-	31
B.S. in Bioinformatics	26	23	49
B.S. in Biology	312	279	591
B.S. in Chemistry	44	20	64
B.S. in Computer Science	179	72	251
B.S. in Mathematics	58	8	66
B.S. in Nutrition	132	57	189
B.S. in Nutrition and Dietetics Coordinated Program	3	6	9
Freshman Arts	176	49	225
Freshman Science	84	54	138
Teaching Diploma	21	-	21
Total by Level	1,602	707	2,309
Total by School	1,769	783	2,552

ADNAN KASSAR SCHOOL OF BUSINESS

Graduate

Executive Master of Business Administration (E.M.B.A)	80	-	80
Master of Business Administration (M.B.A)	262	50	312
M.A. in Applied Economics	24	-	24
Master of Laws (LL.M.)	39	-	39
M.S. in Economics of the Middle East	2	-	2
Total by Level	407	50	457

Undergraduate

B.S. in Business	1,430	512	1,942
B.S. in Economics	113	93	206
B.S. in Hospitality and Tourism Management	82	6	88
Total by Level	1,625	611	2,236
Total by School	2,032	661	2,693

	Beirut campus	Byblos campus	University wide
SCHOOL OF ENGINEERING			
Graduate			
M.S. in Civil and Environmental Engineering	-	7	7
M.S. in Computer Engineering	-	10	10
M.S. in Industrial Engineering and Engineering Management	-	2	2
Total by Level	-	19	19
Undergraduate			
B.E. in Civil Engineering	68	427	495
B.E. in Computer Engineering	22	144	166
B.E. in Electrical Engineering	11	77	88
B.E. in Industrial Engineering	13	162	175
B.E. in Mechanical Engineering	65	330	395
B.E. in Mechatronics Engineering	16	44	60
B.E. in Petroleum Engineering	6	90	96
Total by Level	201	1,274	1,475
Total by School	201	1,293	1,494

GILBERT AND ROSE-MARIE CHAGOURY SCHOOL OF MEDICINE

Doctoral – Professional Practice

Doctor of Medicine	-	204	204
Total by Level	-	204	204
Total by School	-	204	204

ALICE RAMEZ CHAGOURY SCHOOL OF NURSING

Undergraduate

B.S. in Nursing	17	76	93
Total by Level	17	76	93
Total by School	17	76	93

	Beirut campus	Byblos campus	University wide
SCHOOL OF PHARMACY			
Undergraduate			
B.S. in Pharmacy	58	387	445
Total by Level	58	387	445
Doctoral – Professional Practice			
Doctor of Pharmacy (Pharm.D.)	-	29	29
Total by Level	-	29	29
Total by School	58	416	474
OFFICE OF GRADUATE STUDIES & RESEARCH			
Graduate			
Executive M.A. in Actuarial Science	6	-	6
Total by Level	6	-	6
Total by School	6	-	6
OTHERS			
Graduate			
Exchange Graduate Program	4	-	4
Special Graduate	1	-	1
Total by Level	5	-	5
Undergraduate			
B-Undecided	34	21	55
Bridge program-SAS	9	-	9
Bridge program-SOB	21	6	27
Exchange Undergraduate Program	8	-	8
Special Undergraduate	7	2	9
Study Abroad UG Program	4	-	4
Total by Level	83	29	112
Total by School	88	29	117
GRAND TOTAL	4,680	3,848	8,528

HEADCOUNT FTE AND HEADCOUNT ENROLLMENT FOR DEGREE SEEKING AND NON-DEGREE SEEKING STUDENTS

FALL 2017

	Headcount	Headcount FTE
Degree Seeking Students		
Associate	1	0.3
Bachelor's	7,116	6,856.0
Master's	732	378.0
Doctoral – Professional Practice (Pharm.D., M.D.)	233	233.0
Postbachelor's certificate (T.D.)	21	11.0
Others (Freshman Arts, Freshman Science)	363	331.7
Others (Bridge Programs)	36	35.3
Total Degree Seeking Students	8,502	7,845.3
Non-Degree Seeking Students		
Special Program	10	4.0
Exchange Program	12	11.3
Study Abroad	4	3.3
Total Non-Degree Seeking Students	26	18.7
Total Students	8,528	7,864.0

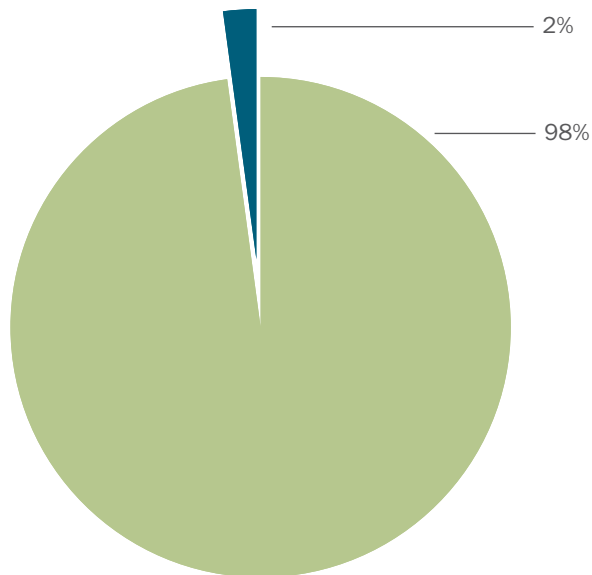
* Non Degree Seeking Students include both Undergraduate & Graduate Students

STUDENT ENROLLMENT BY HEADCOUNT, CREDIT HOURS AND HEADCOUNT FTE

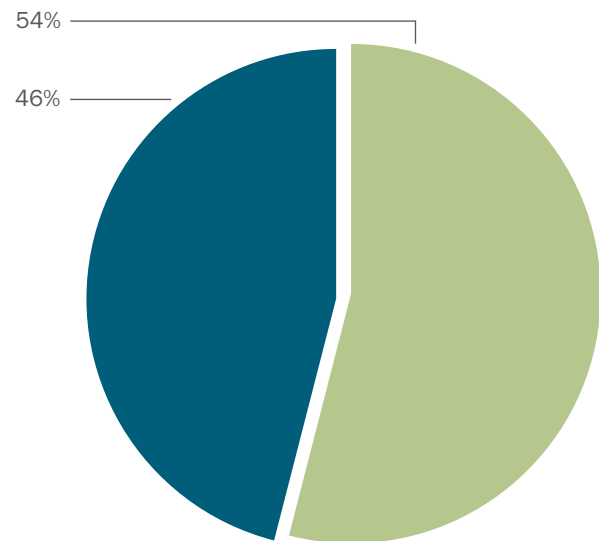
FALL 2017

	Full-Time Students			Part-Time Students			Total Students		
	Headcount	Credit Hours	Headcount FTE	Headcount	Credit Hours	Headcount FTE	Headcount	Credit Hours	Headcount FTE
Undergraduate	7,094	112,298	7,094.0	464	3,657	154.7	7,558	115,955	7,248.7
Graduate	205	1,917	205.0	532	2,273	177.3	737	4,190	382.3
Total	7,299	114,215	7,299.0	996	5,930	332.0	8,295	120,145	7,631.0

UNDERGRADUATE FTE ENROLLMENT



GRADUATE FTE ENROLLMENT



Full-Time Students
 Part-Time Students

ACADEMIC YEAR 2017-2018

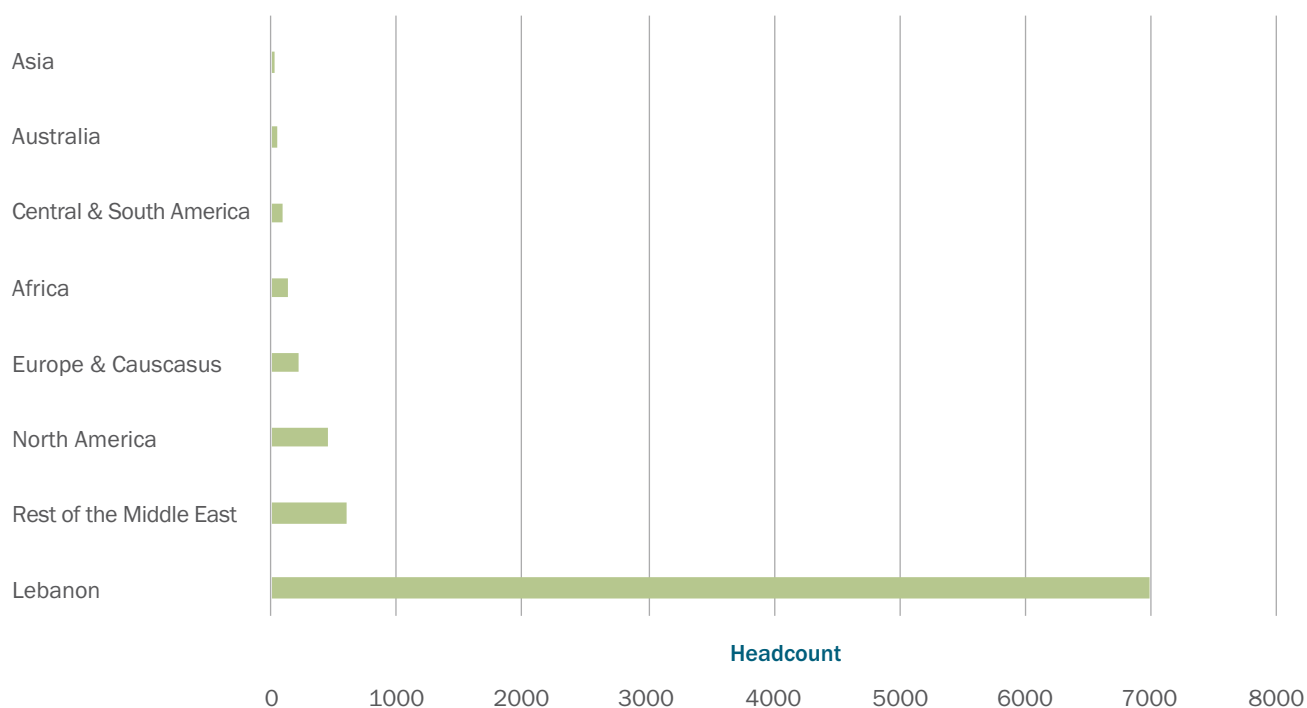
	Full-Time Students		
	Headcount	Credit Hours	Headcount FTE
Doctoral-Professional Practice	233	10,600	233

ENROLLMENT BY PLACE OF ORIGIN

FALL 2017

Place of Origin	Number of Students	Percentage of Total
Lebanon	6,993	82.00%
Rest of Middle East	591	6.93%
North America	450	5.28%
Europe & Caucasus	227	2.66%
Africa	130	1.52%
Central & South America	93	1.09%
Australia	40	0.47%
Asia	4	0.05%
Total	8,528	100%

ENROLLMENT BY PLACE OF ORIGIN



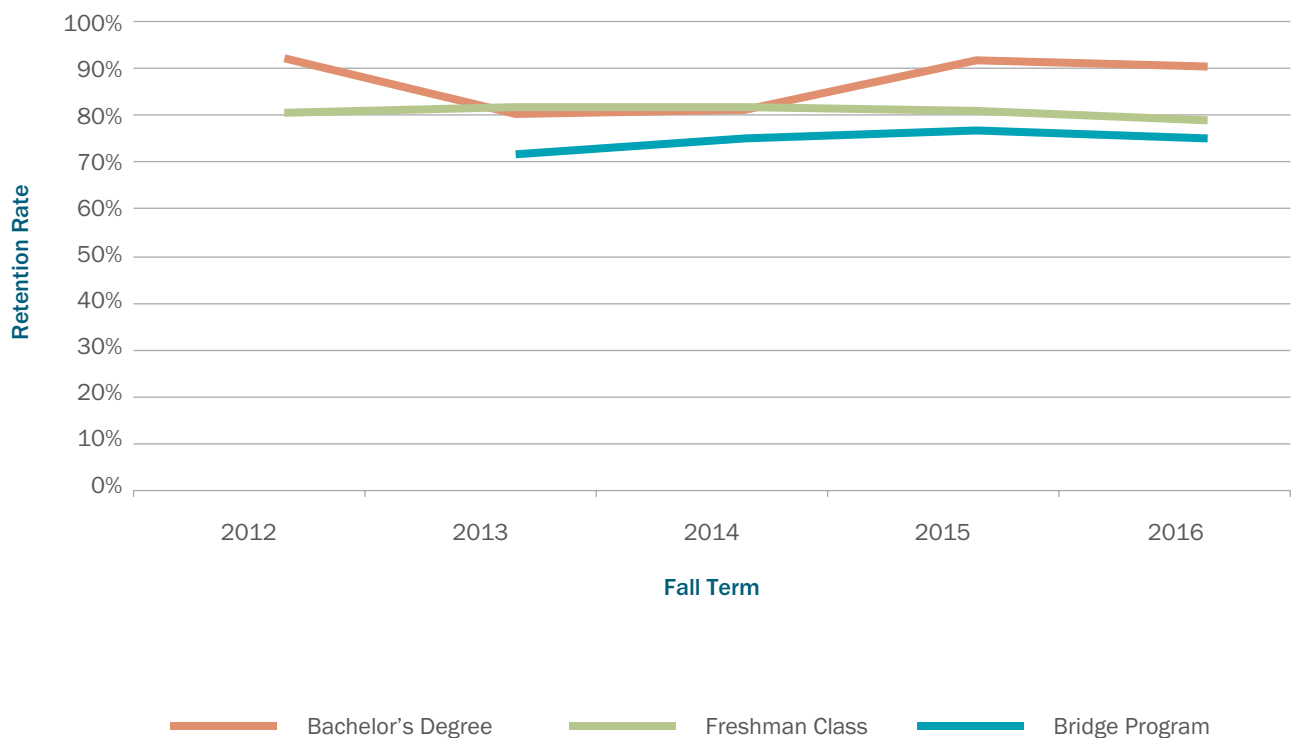
RETENTION RATES: FIRST-TIME STUDENTS

FALL 2012 TO FALL 2016

	2012		2013		2014		2015		2016	
	Entering Cohort	Retention Rate	Entering Cohort	Retention Rate	Entering Cohort	Retention Rate	Entering Cohort	Retention Rate	Entering Cohort	Retention Rate
Bachelor's Degree	1,232	92.3%	1,320	90.8%	1,453	91.1%	1,483	92.1%	1,500	90.7%
Other- Freshman Class	286	80.8%	240	82.1%	265	81.9%	262	81.3%	243	78.6%
Others – Bridge Students	-	-	49	71.4%	44	75.0%	48	77.1%	36	75.0%
Total	1,518	90.1%	1,609	88.9%	1,762	89.3%	1,793	90.1%	1,779	88.8%

* **Retention rate** is the percentage of full time first-time degree-seeking undergraduates from the specified fall cohort who are again enrolled in the next fall.

RETENTION RATES: FIRST-TIME STUDENTS



BACHELOR'S DEGREE RETENTION RATES: BY SCHOOL

FALL 2012 TO FALL 2016

	2012		2013		2014		2015		2016	
	Entering Cohort	Retention Rate	Entering Cohort	Retention Rate	Entering Cohort	Retention Rate	Entering Cohort	Retention Rate	Entering Cohort	Retention Rate
School of Architecture and Design	127	93.7%	131	94.7%	182	92.3%	154	96.8%	162	97.5%
School of Arts and Sciences	406	90.9%	404	89.1%	425	90.8%	481	90.2%	475	86.9%
Adnan Kassar School of Business	352	92.9%	400	91.5%	409	90.7%	356	93.3%	408	90.2%
School of Engineering	250	93.6%	279	92.5%	313	89.1%	377	92.6%	339	92.6%
Alice Ramez Chagoury School of Nursing	21	100.0%	25	84.0%	29	96.6%	22	77.3%	20	100.0%
School of Pharmacy	76	88.2%	81	86.4%	93	96.8%	93	91.4%	96	91.7%
No College Designated	-	-	-	-	2	50.0%	-	-	-	-
Total	1,232	92.3%	1,320	90.8%	1,453	91.1%	1,483	92.1%	1,500	90.7%

UNDERGRADUATE DEGREE SEEKING STUDENTS YEAR-TO-YEAR RETENTION, GRADUATION AND ATTRITION RATES*

FALL 2012 TO FALL 2016

	2012		2013		2014		2015		2016	
	N	%	N	%	N	%	N	%	N	%
Undergraduate Cohort	7,422		7,393		7,448		7,536		7,583	
Year-to-Year Retention Rate	5,197	70%	5,167	70%	5,255	71%	5,344	71%	5,354	71%
Year-to-Year Graduation Rate	1,566	21%	1,666	22%	1,635	22%	1,654	22%	1,586	21%
Year-to-Year Attrition Rate	659	9%	560	8%	558	7%	538	7%	643	8%

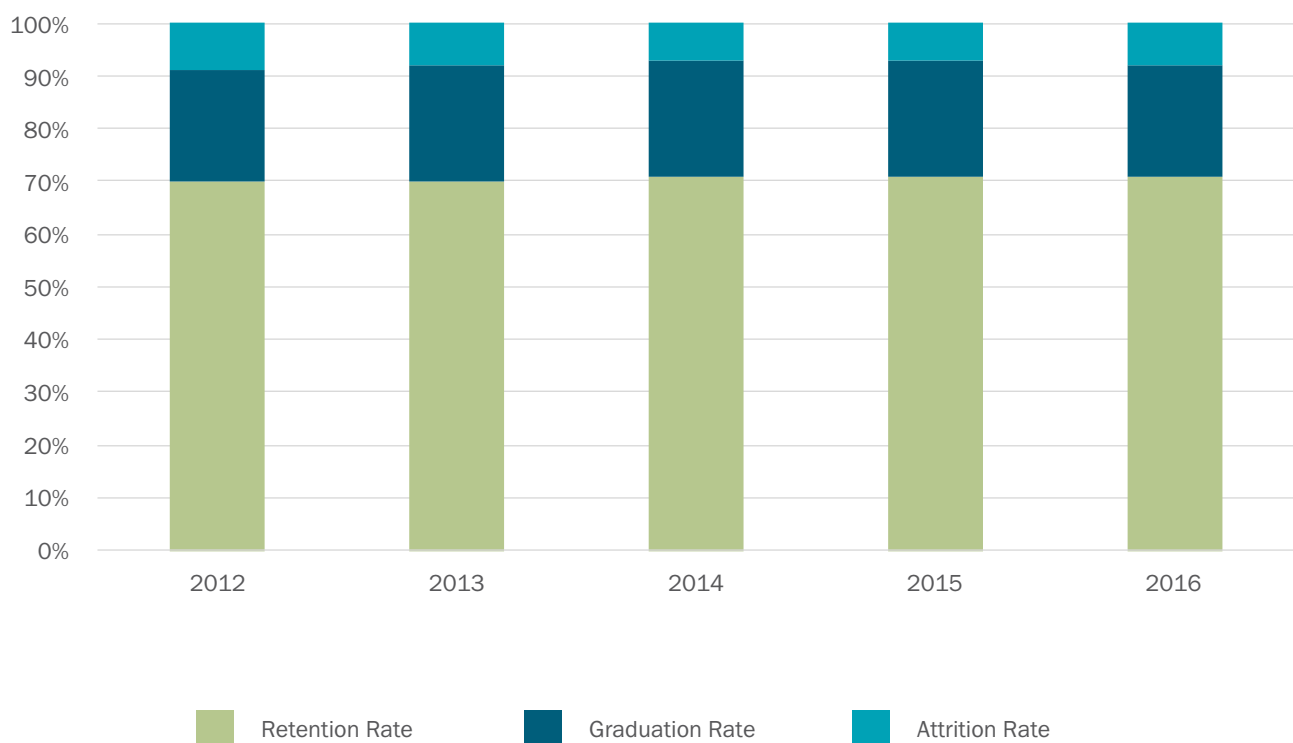
* Only Undergraduate degree seeking students are included

* **Year-to-Year Retention Rate** is the percentage of undergraduates from the specified fall cohort who are again enrolled in the next fall.

* **Year-to-Year Graduation Rate** is the percentage of undergraduates enrolled in the specified fall cohort who graduated during the academic year (current fall, and the following spring, summer I and summer II).

* **Year-to-Year Attrition Rate** is the percentage of students in the specified fall cohort who neither graduate nor continue studying in a degree program at the institution in the next fall.

UNDERGRADUATE, DEGREE SEEKING STUDENT'S YEAR-TO-YEAR RETENTION, GRADUATION AND ATTRITION RATES



ENROLLMENT IN SELECTIVE UNDERGRADUATE PROGRAMS

FALL 2017

Program	Number of Students
Honors Program	182
Tomorrow's Leaders	84
USAID University Scholarship Program	244

* Students enrolled in these programs are regular LAU students.

ENROLLMENT IN DISTANCE LEARNING PROGRAMS

FALL 2017

Program	Number of Students
ProGreen Diploma	36

ENROLLMENT IN THE SINARC PROGRAM

ACADEMIC YEAR 2016-2017


Term	Number of Students	
	Beirut	New York
Fall 2016	17	33
Spring 2017	13	38
Summer 2017	22	23

* SINARC courses are regular LAU courses and credits can be transferrable to the student's institution.

ENROLLMENT IN THE CONTINUING EDUCATION PROGRAM (CEP)

ACADEMIC YEAR 2016-2017

Category	Number of Students
	Beirut campus
Workshops	280
Programs	80
Certificates	191
Language Courses	103
General Courses	82



A photograph of graduates in black gowns and caps celebrating with confetti falling around them. A teal banner with white text is overlaid on the top right.

DEGREES CONFERRED

DEGREES CONFERRED BY SCHOOL

JULY 1, 2016 TO JUNE 30, 2017

	Bachelor's	Master's	Doctoral – Professional Practice	Postbachelor's Certificate	Total
School of Architecture and Design	197				197
School of Arts and Sciences	448	44		41	533
Adnan Kassar School of Business	640	124			764
School of Engineering	203	4			207
Gilbert and Rose-Marie Chagoury School of Medicine			48		48
Alice Ramez Chagoury School of Nursing	35				35
School of Pharmacy	69		30		99
Graduate Studies & Research		2			2
Total	1,592	174	78	41	1,885

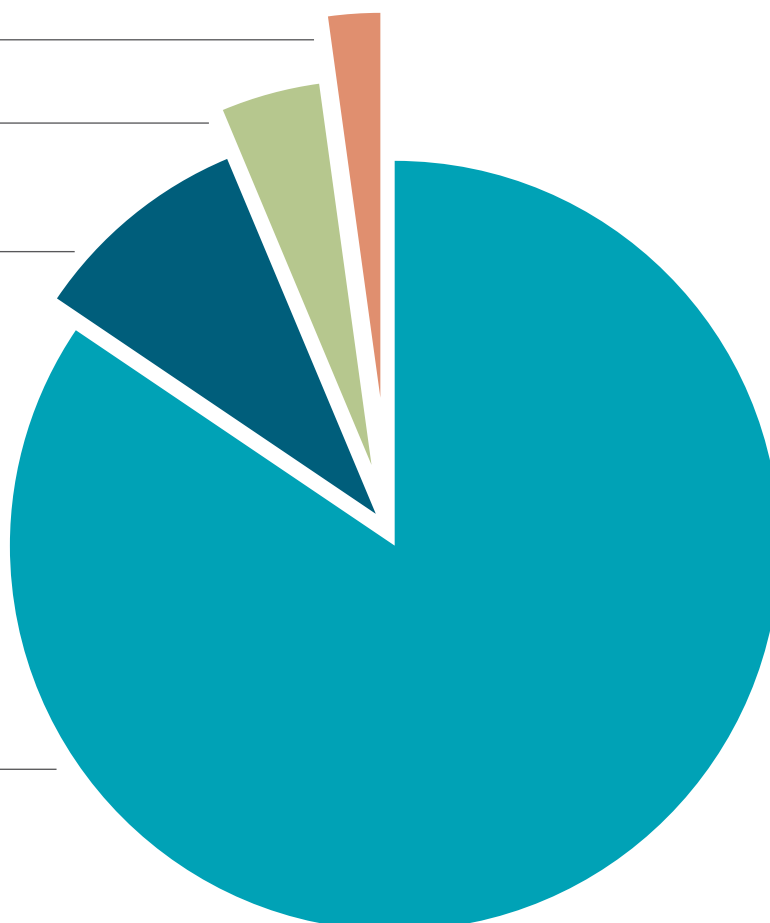
DEGREES CONFERRED

2% Postbachelor's Certificate

4% Doctoral - Professional Practice

9% Master's

85% Bachelor's

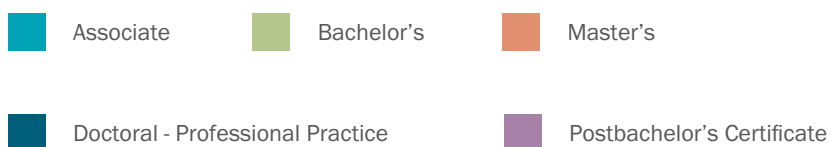
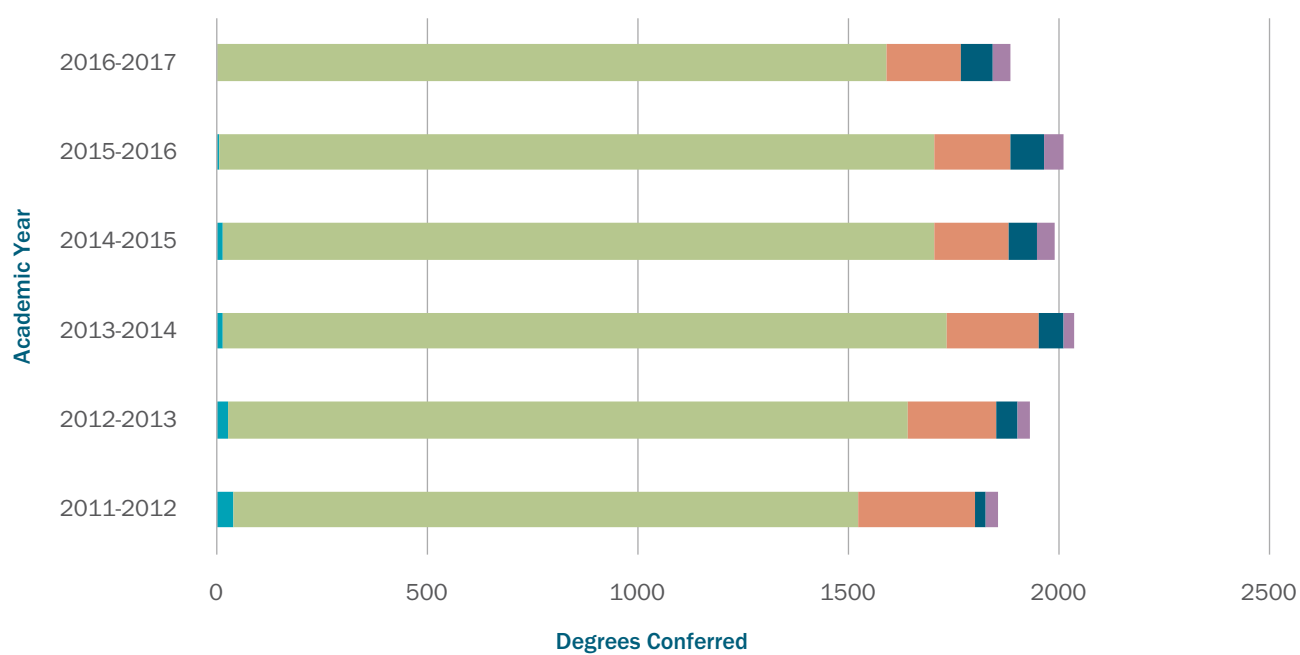


DEGREES CONFERRED BY DEGREE LEVEL

JULY 1, 2016 TO JUNE 30, 2017

	2011-2012	2012-2013	2013-2014	2014-2015	2015-2016	2016-2017
Associate	40	27	15	12	6	-
Bachelor's	1,485	1,615	1,718	1,691	1,699	1,592
Master's	277	210	218	178	180	174
Doctoral - Professional Practice	26	50	61	69	81	78
Postbachelor's Certificate	28	30	25	40	46	41
Total	1,856	1,932	2,037	1,990	2,012	1,885
% change	8.9%	4.1%	5.4%	-2.3%	1.1%	-6.3%

DEGREES CONFERRED BY DEGREE LEVEL



UNDERGRADUATE DEGREE PROGRAMS AND MAJORS OFFERED

FALL 2017-2018

SCHOOL OF ARCHITECTURE AND DESIGN

Bachelor of Architecture (B.ARCH.)

Architecture	176 credits
--------------	-------------

Bachelor of Arts (B.A.)

Fine Arts	92 credits
-----------	------------

Fashion Design	130 credits
----------------	-------------

Interior Architecture	139 credits
-----------------------	-------------

Bachelor of Science (B.S.)

Graphic Design	With emphasis on	Digital Design Print Design	118 credits
----------------	------------------	--------------------------------	-------------

Interior Design	110 credits
-----------------	-------------

SCHOOL OF ARTS AND SCIENCES

Bachelor of Arts (B.A.)

Arabic Language & Literature			92 credits
Communication			92 credits
Education	With emphasis on	Early Childhood Education	95 credits
English	With emphasis on	English Language English Literature	92 credits
History			92 credits
Multimedia Journalism			92 credits
Philosophy			92 credits
Political Science			92 credits
Political Science / International Affairs			92 credits
Psychology			92 credits
Performing Arts			92 credits
Social Work and Community Development			92 credits
Television and Film			92 credits
Translation	With emphasis on	French Translation Business Translation	92 credits

Bachelor of Science (B.S.)

Biology		96 credits
Bioinformatics		104 credits
Chemistry		92 credits
Computer Science		92 credits
Mathematics		92 credits
Nutrition		94 credits
Nutrition & Dietetics – Coordinated Program		121 credits

Special Degree

Diploma in Learning Disabilities and Giftedness		21 credits
Teaching Diploma in	Elementary Level Intermediate and Secondary Level	21 credits

ADNAN KASSAR SCHOOL OF BUSINESS**Bachelor of Science (B.S.)**

Business Studies	With emphasis on	Accounting Banking and Finance Family and Entrepreneurial Business International Business Information Technology Management Management Marketing	92 credits
Economics			92 credits
Hospitality and Tourism Management			92 credits

SCHOOL OF ENGINEERING**Bachelor of Engineering (B.E.)**

Civil Engineering	150 credits
Computer Engineering	150 credits
Electrical Engineering	150 credits
Industrial Engineering	150 credits
Mechanical Engineering	150 credits
Mechatronics Engineering	150 credits
Petroleum Engineering	150 credits

Special Degree

Pro Green Diploma (in collaboration with the American University of Beirut and The American University of Cairo)	18 credits
--	------------

ALICE RAMEZ CHAGOURY SCHOOL OF NURSING**Bachelor of Science (B.S.)**

Nursing	103 credits
---------	-------------

SCHOOL OF PHARMACY**Bachelor of Science (B.S.)**

Pharmacy	174 credits
----------	-------------

GRADUATE DEGREE PROGRAMS AND MAJORS OFFERED

FALL 2017-2018

SCHOOL OF ARCHITECTURE & DESIGN

Mutaz & Rada Sawwaf Master of Arts (M.A.)

Islamic Art & Architecture	30 credits
----------------------------	------------

Master of Arts (M.A.)

Visual Narrative	30 credits
------------------	------------

SCHOOL OF ARTS AND SCIENCES

Master of Arts (M.A.)

Education	30 credits
-----------	------------

International Affairs	30 credits
-----------------------	------------

Interdisciplinary Gender Studies	30 credits
----------------------------------	------------

Migration Studies	30 credits
-------------------	------------

Master of Science (M.S.)

Applied and Computational Mathematics	30 credits
---------------------------------------	------------

Computer Science	30 credits
------------------	------------

Molecular Biology	30 credits
-------------------	------------

ADNAN KASSAR SCHOOL OF BUSINESS

Master of Business Administration (M.B.A.)

Business Administration	39 credits
-------------------------	------------

Executive Master of Business Administration (E.M.B.A.)

Business Administration	36 credits
-------------------------	------------

Master of Arts (M.A.)

Applied Economics	30 credits
-------------------	------------

Master of Law (LL.M.)

Business Law	30 credits
--------------	------------

SCHOOL OF ENGINEERING

Master of Science in Engineering (M.S.)

Civil and Environmental Engineering	Infrastructure and Construction Management Environmental Science, Engineering and Management Engineering Mechanics	30 credits
Computer Engineering	Computer Engineering Computer and Communication Engineering	30 credits
Industrial Engineering and Engineering Management	Engineering Management	30 credits

OFFICE OF GRADUATE STUDIES & RESEARCH

Executive Master of Arts (Executive M.A.)

Actuarial Science	36 credits
-------------------	------------

DOCTORAL – PROFESSIONAL PRACTICE DEGREE PROGRAMS AND MAJORS OFFERED

ACADEMIC YEAR 2017-2018

GILBERT AND ROSE-MARIE CHAGOURY SCHOOL OF MEDICINE

Doctor of Medicine (M.D.)

SCHOOL OF PHARMACY

Doctor of Pharmacy (Pharm.D.)

201 credits*

** Includes 174 credits as required for Bachelor of Science in Pharmacy degree in addition to 27 credits required for Doctor of Pharmacy degree.*

BACHELOR'S DEGREES 150% GRADUATION RATES

ENTERING COHORTS 2006-2011

	2006		2007		2008		2009		2010		2011	
	N	%	N	%	N	%	N	%	N	%	N	%
Bachelor of Arts and Bachelor of Science	613	74.2%	738	77%	701	71.6%	902	75.8%	830	78.2%	887	79.7%
Bachelor of Engineering	113	70.8%	144	75.7%	147	66%	205	76.6%	183	83.6%	262	82.4%
Bachelor of Pharmacy	76	79%	101	81.2%	94	62.8%	110	59.1%	90	n.a.	102	n.a.
Bachelor of Architecture	18	77.8%	24	79.2%	40	80%	58	87.9%	80	n.a.	50	n.a.
Bachelor of Arts in Interior Architecture	2	100%	12	75%	15	86.7%	14	92.9%	33	84.9%	29	86.2%
Total Bachelor's Degrees	822	74.2%	1,019	77.2%	997	70.5%	1,289	66.3%	1,216	68.3%	1,330	n.a.

* **150% Graduation rate** is the percentage of students entering the institution as full-time, first-time, degree seeking undergraduate students in the specified fall cohort who have completed their degree within 150 percent of normal time to completion.

Bachelor of Arts and Bachelor of Science: 4.5 years

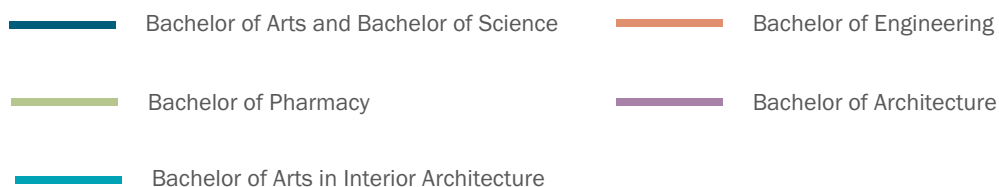
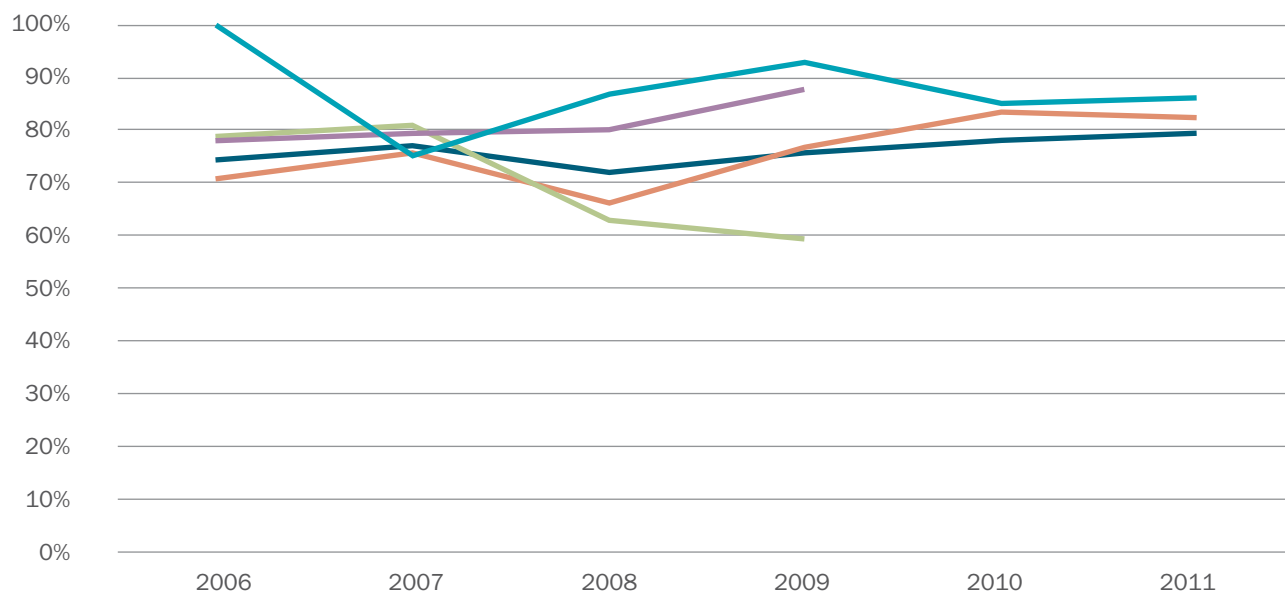
Bachelor of Engineering: 6 years

Bachelor of Pharmacy: 7.5 years

Bachelor of Architecture: 7.5 years

Bachelor of Interior Architecture: 6 years

BACHELOR'S DEGREES 150% GRADUATION RATES



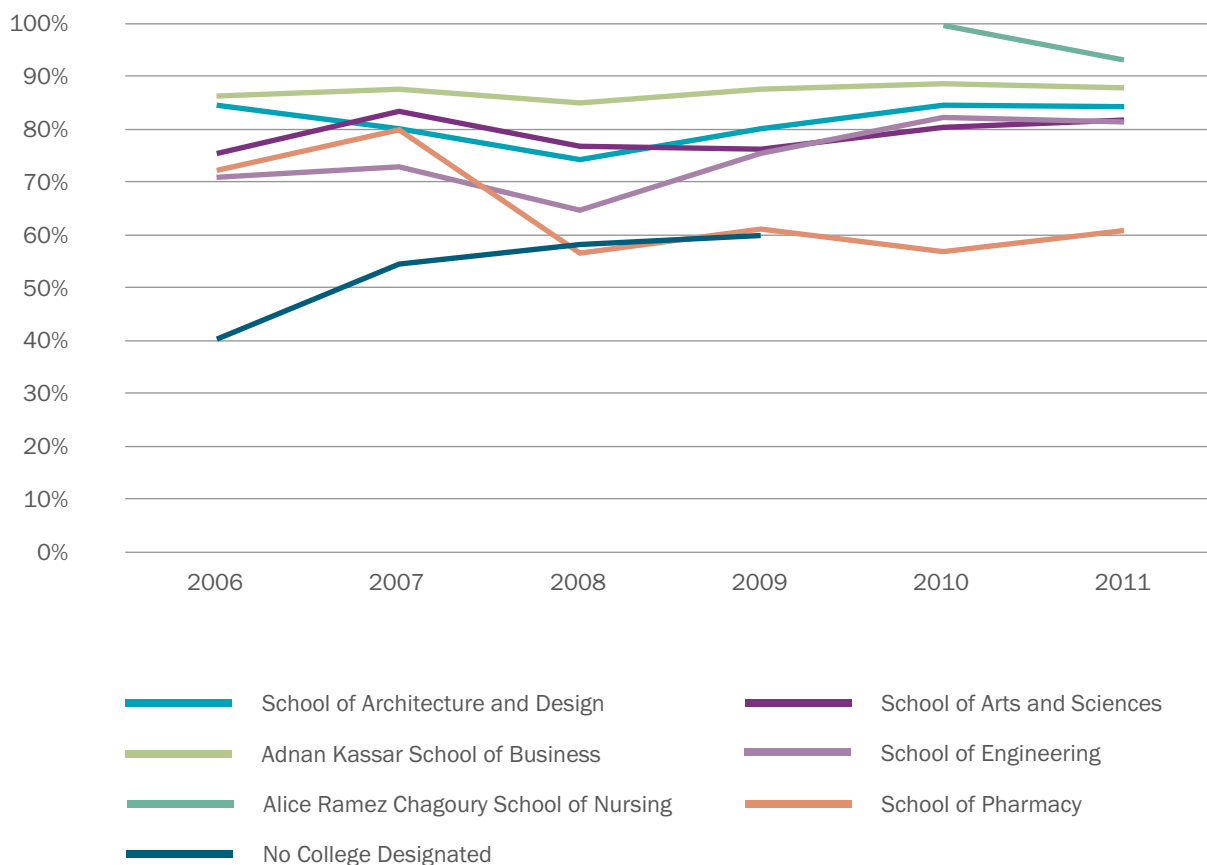
BACHELOR'S DEGREES SIX-YEAR GRADUATION RATES

ENTERING COHORTS 2006-2011

	2006		2007		2008		2009		2010		2011	
	N	%	N	%	N	%	N	%	N	%	N	%
School of Architecture and Design	73	84.9%	105	80%	116	74.1%	177	80.2%	202	84.7%	143	84.6%
School of Arts and Sciences	166	75.3%	172	83.7%	180	76.7%	313	76%	374	80.5%	321	82.1%
Adnan Kassar School of Business	384	86.2%	486	87.7%	448	84.8%	474	87.6%	357	88.8%	358	88.6%
School of Engineering	113	70.8%	144	72.9%	147	64.6%	205	75.6%	183	82.5%	214	81.7%
Alice Ramez Chagoury School of Nursing	-	-	-	-	-	-	-	-	10	100%	26	92.9%
School of Pharmacy	76	72.4%	101	80.2%	94	56.4%	110	60.9%	90	56.7%	77	75.5%
No College Designated	10	40%	11	54.5%	12	58.3%	10	60%	-	-	-	-
Total Bachelor's Degrees	822	79.9%	1,019	83.0%	997	76.1%	1,289	79.4%	1,216	82.3%	1,117	84.0%

* **Six-year graduation rate** is the percentage of students entering the institution as full-time, first-time, degree seeking undergraduate students in the specified fall cohort who have completed their degree within six years.

BACHELOR'S DEGREES SIX-YEAR GRADUATION RATES



ACADEMIC AND STUDENT RELATED INFORMATION

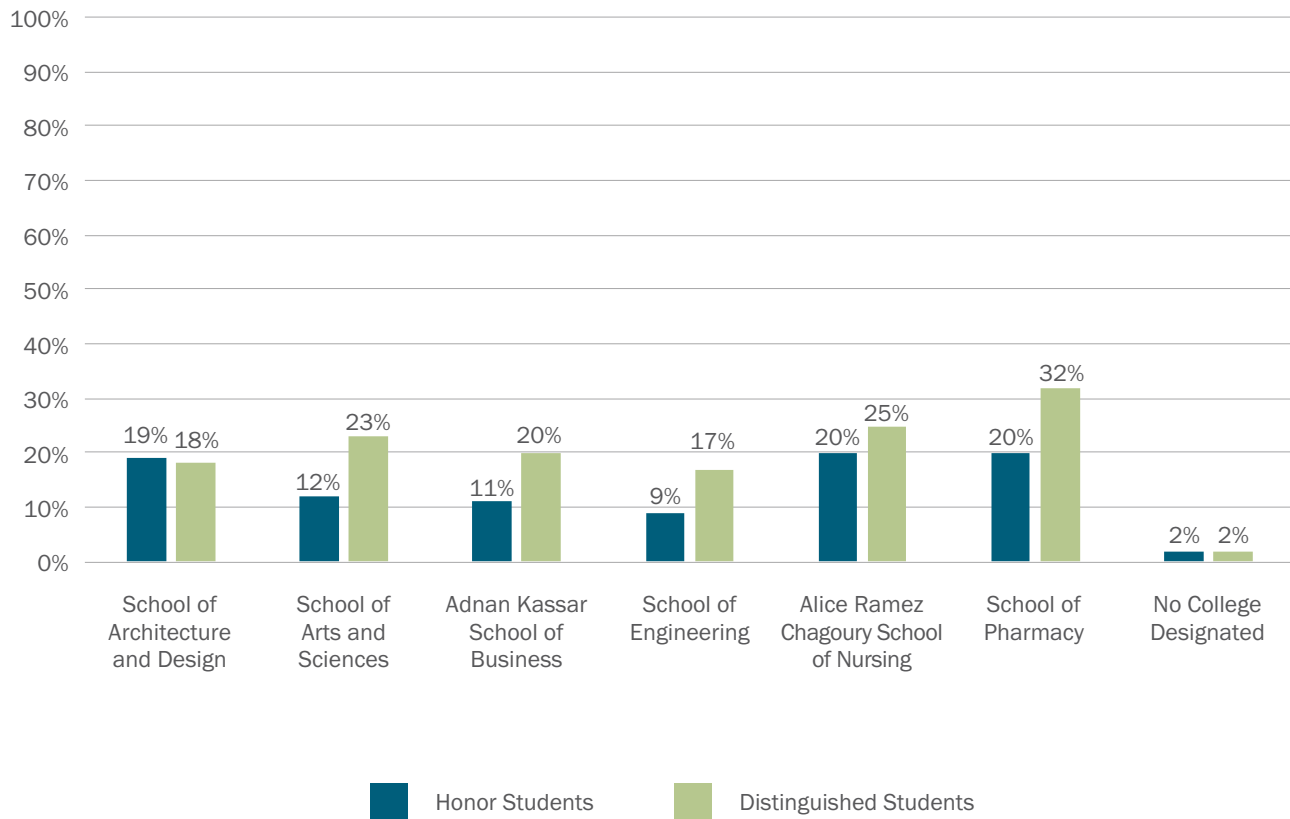


HONOR AND DISTINGUISHED UNDERGRADUATE STUDENTS

FALL 2016

	Undergraduate Enrolled Students	Honor Students		Distinguished Students	
		Number of Students	% of Enrolled Students	Number of Students	% of Enrolled Students
School of Architecture and Design	978	183	19%	174	18%
School of Arts and Sciences	2,290	282	12%	529	23%
Adnan Kassar School of Business	2,208	239	11%	446	20%
School of Engineering	1,465	131	9%	253	17%
Alice Ramez Chagoury School of Nursing	89	18	20%	22	25%
School of Pharmacy	428	85	20%	138	32%
No College Designated	132	2	2%	2	2%
Total	7,590	940	12%	1,564	21%

HONOR AND DISTINGUISHED UNDERGRADUATE STUDENTS



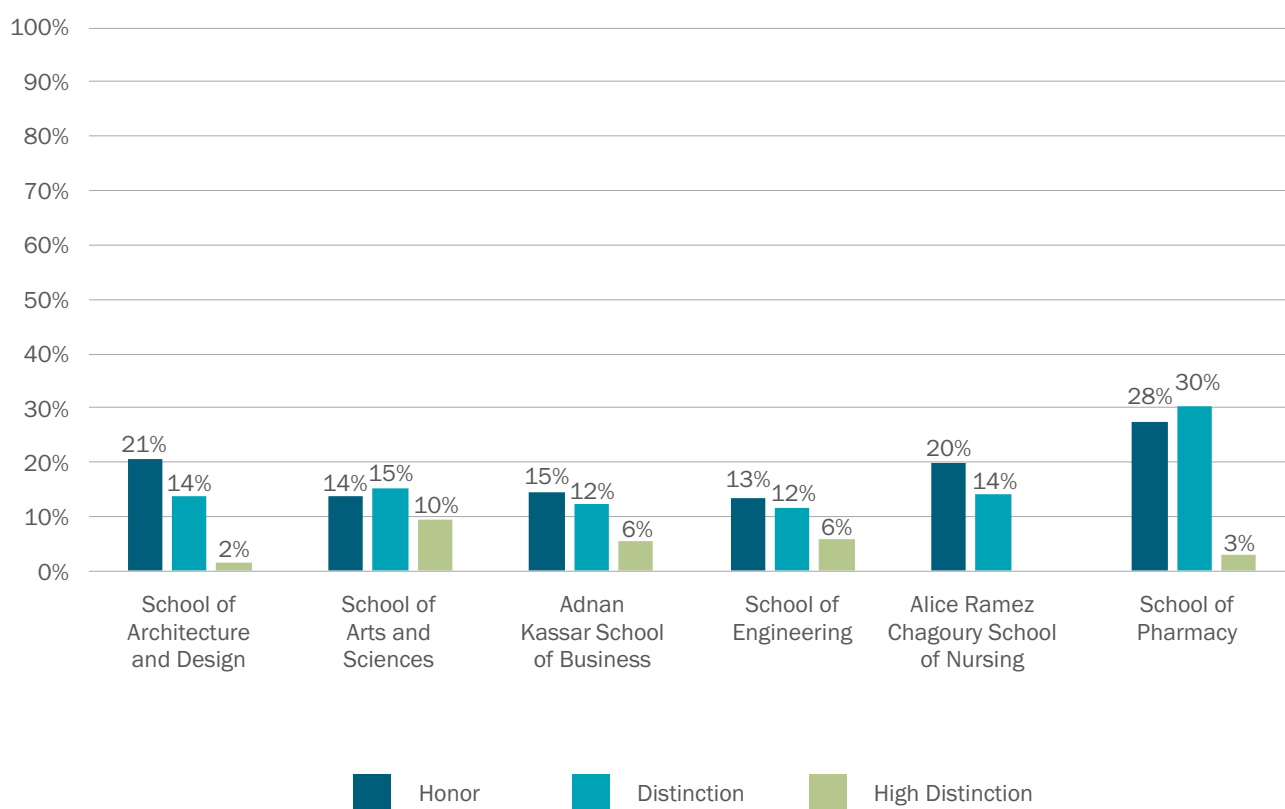
HONOR, DISTINCTION AND HIGH DISTINCTION GRADUATING STUDENTS

ACADEMIC YEAR 2016-2017*

	Graduating Students	Honor		Distinction		High Distinction	
		Number of Students	% of Graduating Students	Number of Students	% of Graduating Students	Number of Students	% of Graduating Students
School of Architecture & Design	197	41	21%	27	14%	3	2%
School of Arts & Sciences	489	68	14%	74	15%	47	10%
Adnan Kassar School of Business	640	93	15%	79	12%	36	6%
School of Engineering	203	27	13%	24	12%	12	6%
Alice Ramez Chagoury School of Nursing	35	7	20%	5	14%		0%
School of Pharmacy	69	19	28%	21	30%	2	3%
Total	1,633	255	16%	230	14%	100	6%

* Includes only undergraduate students.

HONOR, DISTINCTION AND HIGH DISTINCTION GRADUATING STUDENTS



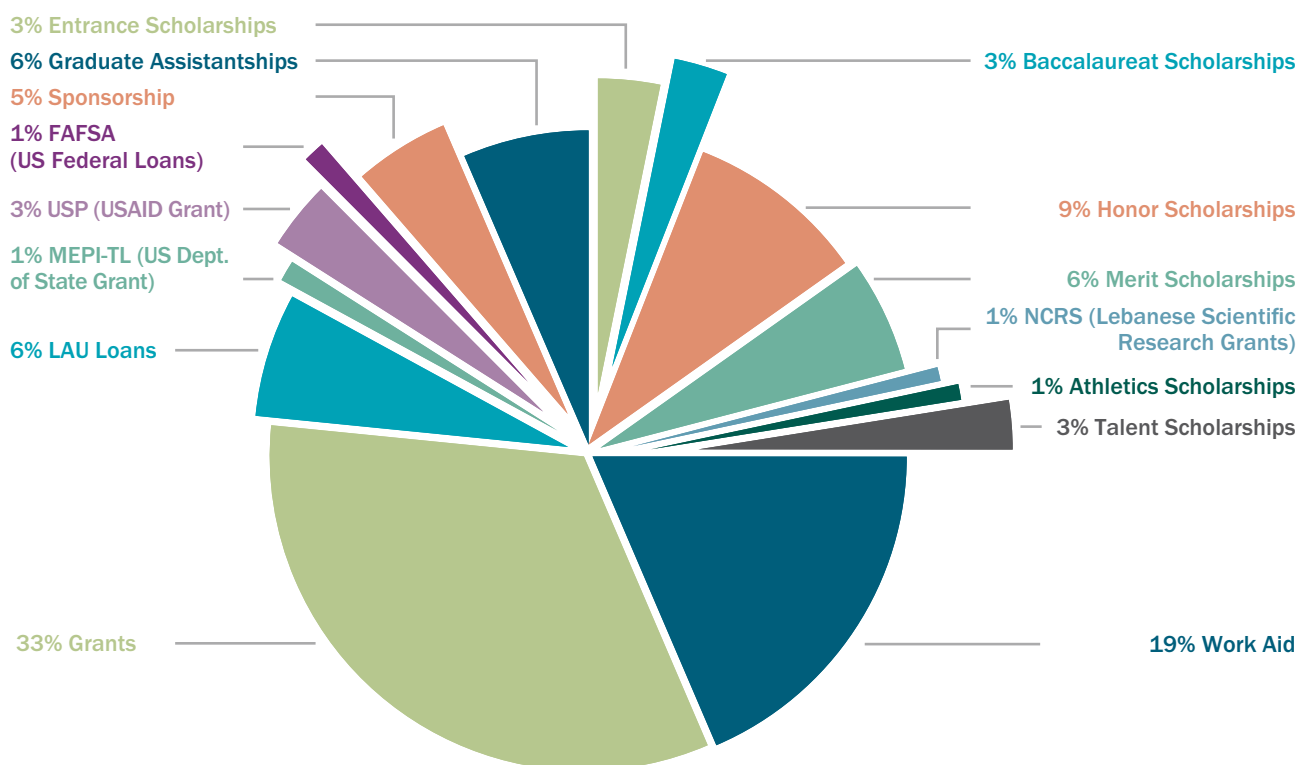
STUDENT FINANCIAL AID PROGRAM

ACADEMIC YEAR 2016-2017

Type	Count	Amount in \$
Entrance Scholarships	263	\$1,037,790.00
Baccalaureat Scholarships	92	\$893,100.00
Honor Scholarships	796	\$3,007,278.72
Merit Scholarships	114	\$1,873,608.25
NCSR (Lebanese Scientific Research Grant)	13	\$232,223.00
Athletic Scholarships	114	\$264,947.25
Talent Scholarships	146	\$822,296.25
Work Aid	2591	\$6,027,560.55
Grants	2555	\$10,737,517.72
LAU Loans	1523	\$2,068,693.65
MEPI-TL (US Dept. of State Grant)	68	\$346,832.50
USP (USAID Grant)	242	\$1,139,998.10
FAFSA (US Federal Loans)	41	\$361,484.00
Sponsorships	372	\$1,591,798.85
Graduate Assistantships	304	\$2,103,827.25
Total	4328	\$32,508,956.09

** Duplicates occur at the level of the number of awards as a student may benefit from more than one type of financial aid, yet the total financial aid headcount is unduplicated.

STUDENT FINANCIAL AID PROGRAM



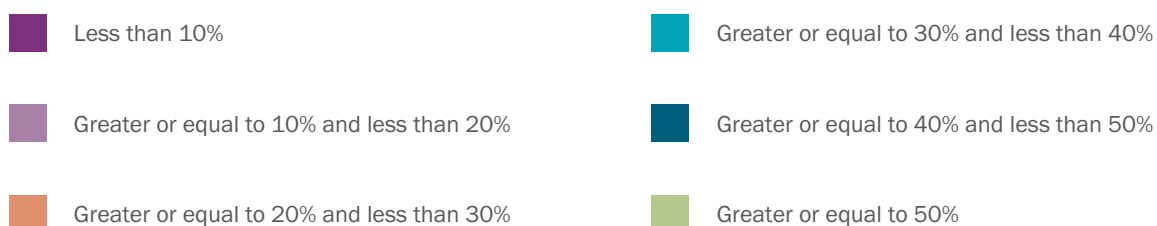
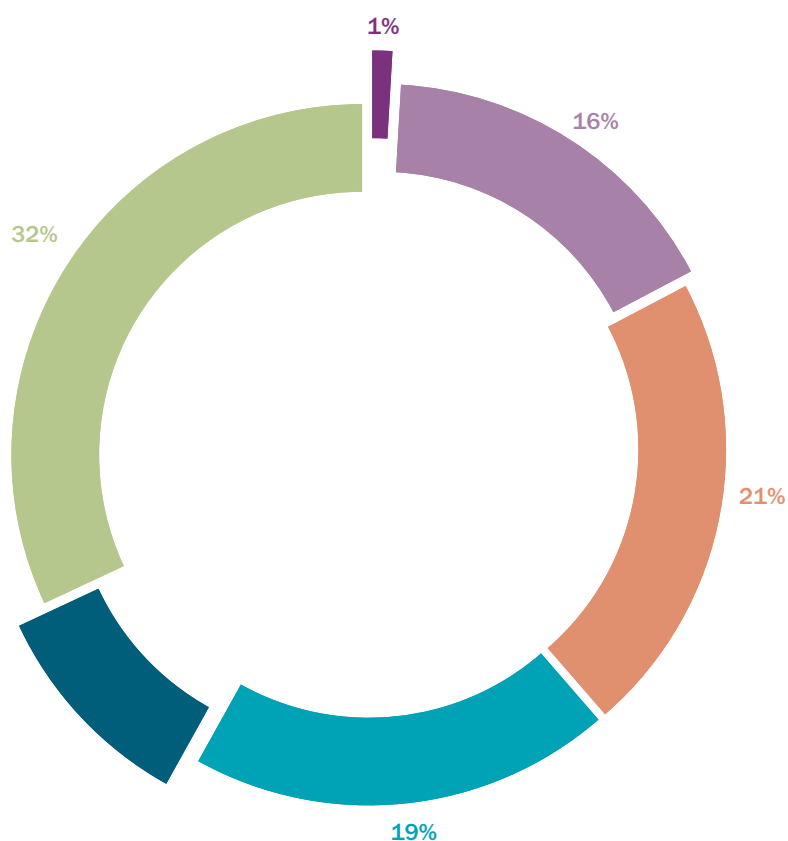
DISTRIBUTION OF FINANCIAL AID AWARDS

ACADEMIC YEAR 2016-2017

	Number of Students	Total Yearly Tuition	Total Yearly Financial Aid in \$
Less than 10%	37	411,620	26,890
Greater or equal to 10% and less than 20%	657	10,654,579	1,510,715
Greater or equal to 20% and less than 30%	857	15,386,913	3,653,901
Greater or equal to 30% and less than 40%	781	14,269,372	4,839,527
Greater or equal to 40% and less than 50%	400	7,132,148	3,072,914
Greater or equal to 50%	1,283	23,252,615	16,939,698
Total	4,015	71,107,247	30,043,645

* Excludes FAFSA (US Federal Loans) and Graduate Assistantships.

DISTRIBUTION OF FINANCIAL AID AWARDS

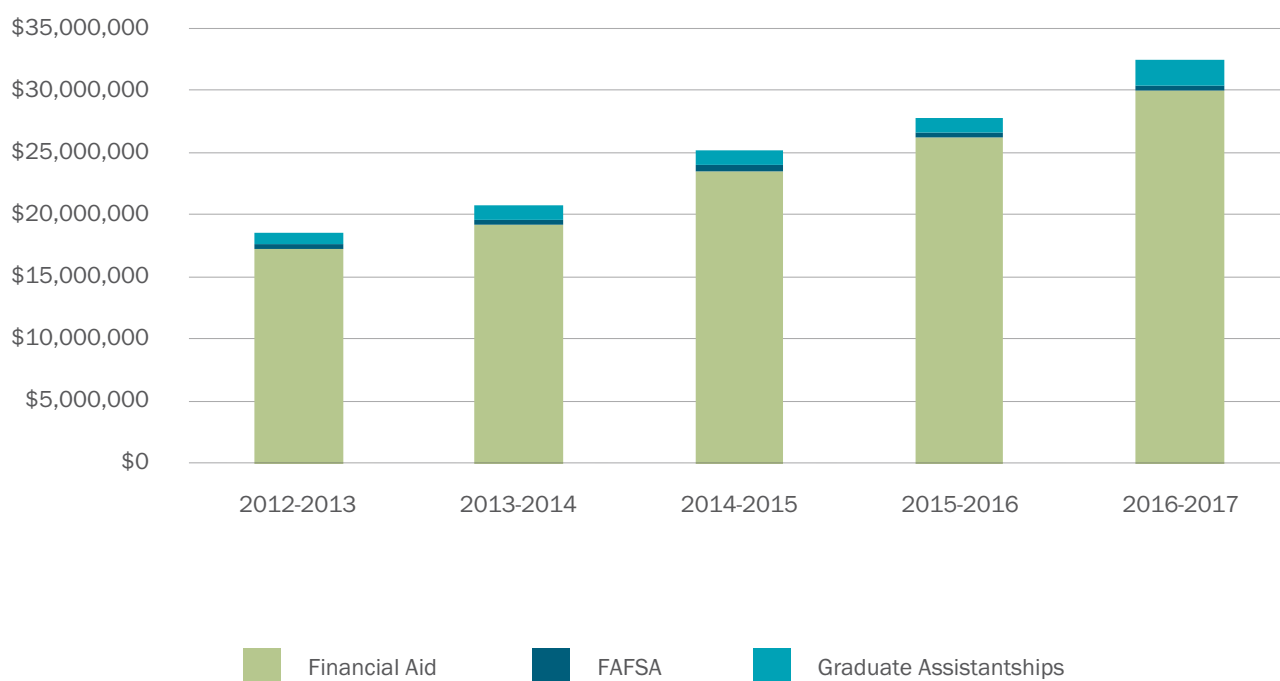


TRENDS IN FINANCIAL AID BUDGET

ACADEMIC YEAR 2016-2017

Type	2012-2013	2013-2014	2014-2015	2015-2016	2016-2017
Financial Aid	\$17,230,919.79	\$19,252,078.91	\$23,552,807.00	\$26,254,274.77	\$30,043,644.84
FAFSA	\$377,377.00	\$398,566.00	\$418,986.00	\$329,811.00	\$361,484.00
Graduate Assistantships	\$921,240.15	\$1,133,394.00	\$1,181,898.72	\$1,249,609.62	\$2,103,827.25
Total	\$18,529,536.94	\$20,784,038.91	\$25,153,691.72	\$27,833,695.39	\$32,508,956.09

TRENDS IN FINANCIAL AID BUDGET



TUITION AND FEES

ACADEMIC YEAR 2017-2018

The average undergraduate tuition for the academic year 2017-2018 is \$17,517 per year and the average graduate tuition is \$14,306 per year. Annual tuition fees for doctoral/professional practice programs amount to \$31,650 for students in the School of Medicine and \$24,635 for Pharm.D. students. Tuition varies depending on the degree program.

PROGRAM	Undergraduate Per Term Rate (*)	Per Credit Rate
SCHOOL OF ARCHITECTURE & DESIGN		
Undergraduate Program		
Bachelor of Architecture	\$9,609	\$805
B.A. in Fashion Design	\$9,609	\$805
B.A. in Fine Arts	\$9,609	\$805
B.S. in Graphic Design	\$9,609	\$805
B.A. in Interior Architecture	\$9,609	\$805
B.S. in Interior Design	\$9,609	\$805
Graduate Program (**)		
M.A. in Islamic Art and Architecture	-	\$817
M.A. in Visual Narrative	-	\$817
SCHOOL OF ARTS AND SCIENCES		
B.A. in Arabic Language and Literature	\$7,863	\$655
B.A. in Communication Arts	\$8,700	\$727
B.A. in Education	\$7,863	\$655
B.A. in English	\$7,863	\$655
B.A. in History	\$7,863	\$655
B.A. in Multimedia Journalism	\$8,700	\$727
B.A. in Performing Arts	\$8,700	\$727
B.A. in Philosophy	\$7,863	\$655
B.A. in Political Science	\$7,863	\$655
B.A. in Political Science/International Affairs	\$7,863	\$655
B.A. in Psychology	\$7,863	\$655
B.A. in Social Work	\$7,863	\$655
B.A. in Television and Film	\$8,700	\$727
B.A. in Translation	\$7,863	\$655
B.S. in Bioinformatics	\$8,700	\$727
B.S. in Biology	\$8,700	\$727
B.S. in Chemistry	\$8,700	\$727
B.S. in Computer Science	\$8,700	\$727
B.S. in General Science	\$8,700	\$727

B.S. in Mathematics	\$8,700	\$727
B.S. in Nutrition	\$8,700	\$727
B.S. in Nutrition and Dietetics (Coordinated Program)	-	\$721
Bridge-Arts	\$7,863	\$655
Bridge-Science	\$8,700	\$727
Dietetics Internship	-	\$721
Freshman	\$7,863	\$655
Intensive English	\$7,410	\$617
Teaching Diploma	\$7,863	\$655

Graduate programs (**)

M.A in Education	-	\$735
M.A. in Interdisciplinary Gender Studies	-	\$735
M.A. in International Affairs	-	\$735
M.A. in Migration Studies	-	\$735
M.S. in Applied and Computational Mathematics	-	\$758
M.S. in Computer Science	-	\$758
M.S. in Molecular Biology	-	\$758

ADNAN KASSAR SCHOOL OF BUSINESS

Undergraduate Programs

Bridge program	\$9,300	\$774
----------------	---------	-------

Graduate Programs (**)

M.A. in Applied Economics		\$825
LL.M. in Business Law		\$825
Master of Business Administration (M.B.A.)		\$825
Executive Master of Business Administration (**)	-	\$840
QBA (Remedial MBA Course)	-	\$825

Interdisciplinary

Executive M.A. in Actuarial Science	-	\$840
-------------------------------------	---	-------

SCHOOL OF ENGINEERING

Undergraduate Program

B.E. in Civil Engineering	\$9,525	\$795
B.E. in Computer Engineering	\$9,525	\$795
B.E. in Industrial Engineering	\$9,525	\$795
B.E. in Electrical Engineering	\$9,525	\$795
B.E. in Mechanical Engineering	\$9,525	\$795
B.E. in Petroleum Engineering	\$9,525	\$795

Graduate Program (**)

M.S. in Civil and Environmental Engineering	-	\$836
M.S. in Computer Engineering	-	\$836
M.S. in Industrial Engineering and Engineering Management	-	\$836

ALICE RAMEZ CHAGOURY SCHOOL OF NURSING

Undergraduate Program

New students AY 2017-2018	\$6,676	\$559
Continuing students AY 2016-2017	\$6,450	\$540
Continuing students AY 2015-2016	\$6,084	\$510
Continuing students AY 2014-2015	\$6,084	\$510
Continuing students AY 2013-2014	\$5,950	\$500

SCHOOL OF PHARMACY

Undergraduate Program

	\$10,140	\$848
--	----------	-------

OTHER

New York Academic Center	-	\$945
Special Students	\$10,238	\$851
Doctoral Research Fees, Sciences	\$4,463	-
Doctoral Research Fees, Humanities	\$1,155	-
Undecided Major	\$8,700	\$727

PROGRAM	ANNUAL TUITION
---------	----------------

GILBERT AND ROSE-MARIE CHAGOURY SCHOOL OF MEDICINE

M.D. Program	
New students AY 2017-2018	\$31,650
Continuing students AY 2016-2017	\$30,430
Continuing students AY 2015-2016	\$28,704
Continuing students AY 2014-2015	\$28,704
Continuing students AY 2013-2017	\$27,600

SCHOOL OF PHARMACY

Doctor of Pharmacy - Pharm.D.	\$24,635
--------------------------------------	----------

(*) 12 Or more credit hours per term
 (**) Graduate Programs per credit
 (***) Research Doctoral fees are offered to PhD candidates of other universities using the LAU labs.
 Exchange rate: 1 US Dollar = Lebanese Pounds 1,507.50

STUDENT HOUSING

FALL 2017

	Number of Rooms Available	Number of Residents	Number of Rooms Occupied	Occupancy Rate
--	------------------------------	------------------------	-----------------------------	-------------------

RESIDENCE HALL FOR FEMALES

Beirut campus

Orme-Gray Residence Hall	39	73	39	100%
Sam's Off –Campus (LAU-sponsored)	33	60	32	97%

Byblos campus

Residence Hall Block B	55	91	54	98%
Nacouzi (LAU-sponsored)	20	39	20	98%

RESIDENCE HALL FOR MALES

Beirut campus

Capital Suites Residence Hall (Leased)	19	44	19	95%
Sam's Off –Campus (LAU-Sponsored)	10	22	10	90%

Byblos campus

Residence Hall Block B	53	62	40	75%
Residence Hall Block C	24	44	23	96%

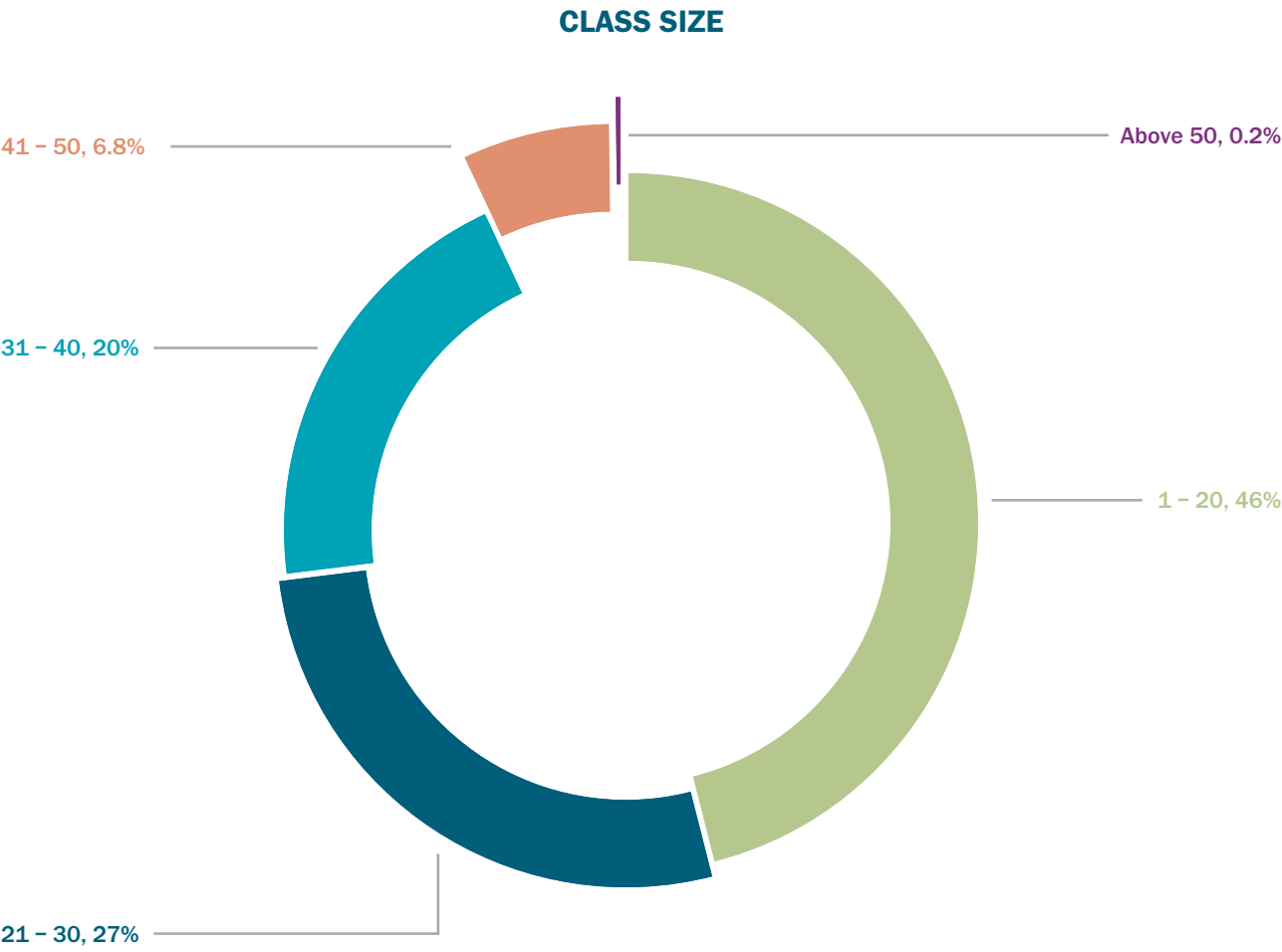
AVERAGE HOUSING FEES PER YEAR AY 2017-2018

	Beirut campus	Byblos campus	University wide
Single Room	\$9,635	\$6,520	\$8,078
Shared Room	\$6,375	\$4,344	\$5,360

CLASS SIZE

FALL 2017

Schedule Type	1 – 20	21 – 30	31 – 40	41 – 50	Above 50
Lab	196	50	3	2	-
Language	58	198	9	-	-
Lecture	422	252	371	128	4
Seminar	8	5	-	-	-
Studio	198	12	-	-	-
Total	882	517	383	130	4



LIBRARY AND OTHER INFORMATION RESOURCES

ACADEMIC YEAR 2016-2017

Affiliations

The Lebanese American University maintains library affiliations with local, regional and international associations and organizations. These include:

The Lebanese Library Association, since 1995;

The American Library Association, since 1985;

American International Consortium of Academic Libraries (AMICAL), since 2004; AMICAL is an international consortium of American-model, liberal arts institutions of higher learning. Our mission is to advance learning, teaching and research through the collaborative development of library and information services and curricular resources at member institutions;

Lebanese Academic Library Consortium (LALC), since 2002 (four private institutions – the American University of Beirut, the Lebanese American University, Notre-Dame University and the University of Balamand— initially established the Lebanese Academic Library Consortium (LALC), the first library consortium in Lebanon aimed at cooperating in subscriptions to one or more online resources, and have since been joined by Université Saint-Esprit de Kaslik, University Saint Joseph, Beirut Arab University and Haigazian University);

The Lebanese Interlibrary Loan/Document Delivery Services consortium (LIDS), since 2007 (established by LAU in cooperation with Kaslik University, Notre Dame University and University of Balamand, and recently joined by the United Nations Economic and Social Commission for Western Asia - Commission of Lebanon (ESCWA), Haigazian University, Middle East University, Beirut Arab University, American University of Beirut and Banque Du Liban or Lebanese Central Bank);

OCLC, since 2008 (a non-profit library service and research worldwide organization in which almost 25,900 libraries, archives and museums in 170 countries are members.); thanks to a Libraries Very Interested in Sharing (LVIS) agreement signed through OCLC, LAU libraries can now share resources with more than 4000 libraries around the world for free).

Library and Other Information Resources

Expenditures / FTE Student

Materials	\$308.77
Salaries & Wages	\$317.57
Other Operating	\$23.00

Collections

Total print volumes	509,382
Electronic books	329,988
Print/microform serial subscriptions (title number)	657
Print/microform serial subscriptions (volume number)	60,875
Full-text electronic journals	75,665
Microforms – Byblos Campus	12 titles in 150 reels
Total media materials	14,382

Personnel (FTE)

Librarians – Beirut Campus	9.0
Librarians – Byblos Campus	6.0
Other Personnel – Beirut Campus	14.0
Other Personnel – Byblos Campus	7.0

Library Instruction

Total Sessions – Beirut Campus	9
Total Sessions – Byblos Campus	54
Total Attendance – Beirut Campus	89
Total Attendance – Byblos Campus	1,122

Library and Other Information Resources

Reference and Reserves

In-person reference questions/day	85.38
Virtual reference questions/day	4.39
E-reserves: courses supported	437
E-reserves: items on e-reserve	9,203

Circulation (does not include reserves)

Total/FTE student	27.12
Total number of online searches/FTE	48.33
Annual basis: Number of hits to library website	365,304
Semester basis: Number of hits to library website	148,781
Student borrowing through consortia or contracts	0.30

Availability / Attendance

Hours of operation/week – Beirut campus	97.5 hours
Hours of operation/week – Byblos campus	82 hours
Gate counts/year – Beirut campus	564,050
Gate counts/year – Byblos campus	497,939

URL of Information Literacy Reports

libguides.lau.edu.lb

INFORMATION TECHNOLOGY RESOURCES

ACADEMIC YEAR 2016-2017

Information Technology Resources	
COURSE MANAGEMENT SYSTEM	
Number of classes using the system	1,325
Number of students (having seats) on system	35,556
BANDWIDTH	
On-Campus Network	10 Gbps
Off-Campus Access – Commodity Internet	1.1Gbps
Wireless Protocol(s)	802.11b/g/n ac
NETWORK	
Percent of residence halls connected to network	
Wired	100%
Wireless	100%
Percent of classrooms connected to network	
Wired	100%
Wireless	100%
Public wireless ports	5,700
Public computers connected to network	1,601
Public computers connected to network in libraries	338
MULTIMEDIA CLASSROOMS (PERCENT)	
Beirut campus	100%
Byblos campus	100%
SMART CLASSROOMS	
Beirut campus	75 classrooms/ 17 labs
Byblos campus	55 classrooms/ 63 labs
New York campus	10
PUBLIC COMPUTERS	
Beirut campus	615
Byblos campus	986
IT PERSONNEL (FTE)	
Beirut campus	30.0
Byblos campus	12.0

Software Systems and Versions

Students	Banner 8.6.6
Finances	E-business Suite v 12.1.3
Human Resources	E-business Suite v 12.1.3
Advancement	Raiser's edge 7.92
Library	Olib 9 SP9, Ereserve 5.6, Print Management Plus 8.0, Annahar
Portfolio management	Internally developped for the school of Pharmacy
Interactive Video Conferencing	Hitachi StarBoard

STUDENT CLUBS

Clubs are initiated and organized by students, for students, and focus on a wide range of interests including academic majors, culture, sports, human rights and the arts. They provide students with opportunities to engage in extracurricular pursuits and hobbies and to establish diverse relationships, thereby contributing to LAU's goal of developing the whole person.

Beirut Campus	Byblos Campus
Accounting Club	180 Degrees NGO Consulting Club
Aie Club	. Net Student Hub
Animal Care Club	Animals right club
Armenian Club	American Society of Civil Engineering Club (ASCE)
Astronomy Club	American Society of Mechanical Engineers Club (ASME)
Cinema Club	Armenian Club
Citizenship Club	Artificial Intelligence and Cognitive Science Club (AICS)
Civic Welfare Club	Association for Computer Machinery Club (ACM)
Cultural Clubs	Astronomy Club
Cycling Club	Book Club
Debate Club	Cedars Club
Drama Club	Chess Club
Economics Club	Civic Welfare Club
Entrepreneurship Club	Consulting Club
Environment Club	Empowerment through integration Club
Event Organization Club	Dance Club
Finance Club	Economics Club
Football Fans Club	Engineers without borders Club
Gamers Club	Environmental Club
Hiking & Camping Club	First responders Club
Hospitality Club	Football fan club
Human Rights Club	Human Rights Club
Information Technology Club	IEEE-Student Branch
International Affairs Club	IISE(Institute of Industrial and Systems Engineers) Club
Intersectional Feminist Club	International Affairs Club
Invention Club	LAU Chem Club

Beirut Campus	Byblos Campus
Japanese Group	LAU's people society Club
Journalism Club	Medical Students Association (MSA)- Byblos Club
Management Club	Music Club
Mathematics Club	Naphas Club
Music Club	Nursing Club
Nutrition Club	Nutrition Club
Palestinian Cultural Club	Palestinian Club
Parkour Club	Petroleum Engineering Club
Pre-Med Club	Photography Club
Psychology Club	Pioneers of hope Club
Red Cross Club	Premed society Club
Safety Awareness Club	Psychology Club
Saudi Arabia Cultural Club	Robotics Club
Social Work Club	Rotaract Club
Syrian Cultural Club	Student volunteering Club
TEDxLAU Club	Social Campus life Club
The Page Turner Club	Survival Team
UNESCO Club	

CENTERS AND INSTITUTES

The Lebanese American University boasts a total of 18 specialized centers and institutes, offering vast opportunities for research and training. These centers and institutes hold conferences, workshops, seminars and community outreach programs throughout the year, providing specialized knowledge, training and access to information and resources to students, researchers, faculty and professionals around the globe.

Centers and Institutes

Center for Lebanese Heritage

Center for Lebanese Studies

Center for Teaching and Learning

CISCO Institute

Institute for Banking and Finance

Institute for Human Genetics

Institute for Migration Studies

Institute for Social Justice and Conflict Resolution

Institute for Women's Studies in the Arab World

Institute of Family and Entrepreneurial Business

Institute of Hospitality and Tourism Management Studies

Institute of Human Resources

Institute of Islamic Art and Architecture

Software Institute

Summer Institute for Intensive Arabic Language and Culture

Teacher Training Institute

University Assessment Resource Cluster

Urban Planning Institute

FACULTY AND STAFF

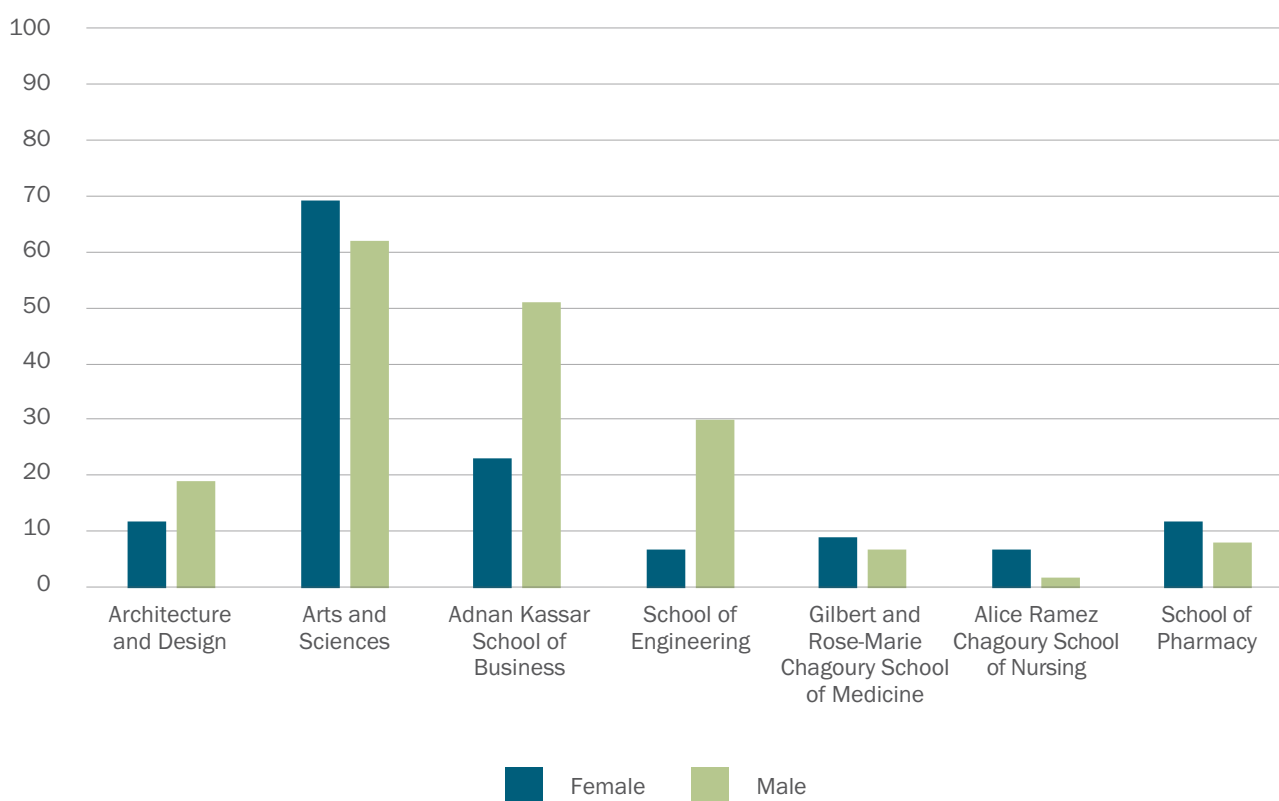


FULL-TIME FACULTY BY GENDER AND SCHOOL

FALL 2017

	Female	Male	Total
School of Architecture and Design	12	19	31
School of Arts and Sciences	69	62	131
Adnan Kassar School of Business	23	51	74
School of Engineering	7	30	37
Gilbert and Rose-Marie Chagoury School of Medicine	9	7	16
Alice Ramez Chagoury School of Nursing	7	2	9
School of Pharmacy	12	8	20
Total	139	179	318

FULL-TIME FACULTY BY GENDER AND SCHOOL



PHYSICIANS AT LAU MEDICAL CENTER-RIZK HOSPITAL

ACADEMIC YEAR 2017-2018

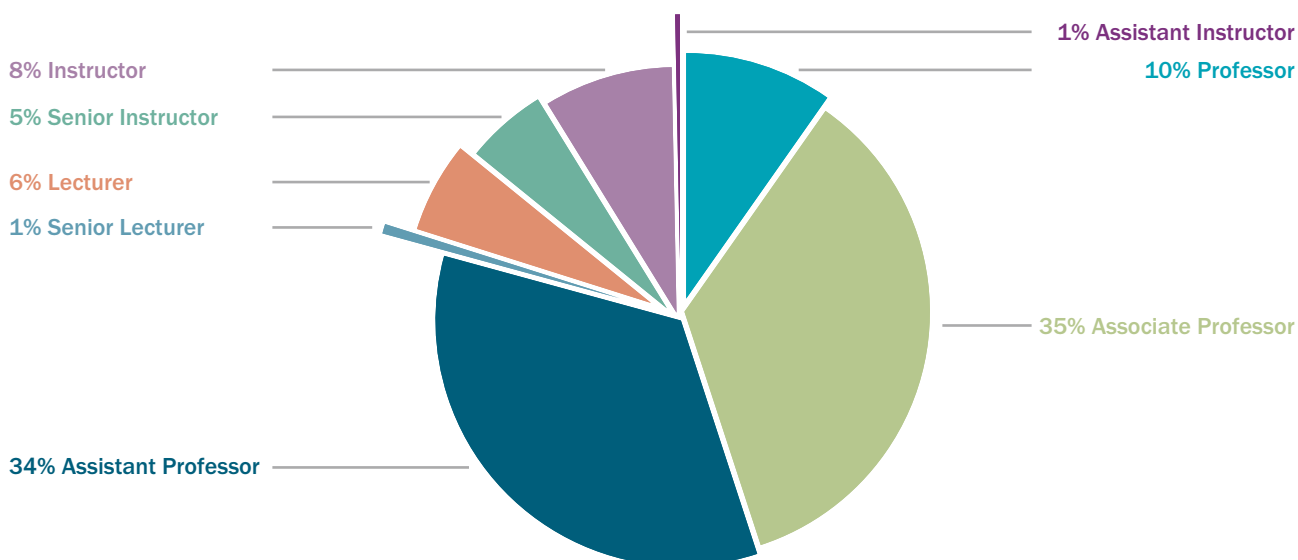
	Female	Male	Total
Full-Time Physicians	22	40	62
Part-Time Physicians	37	74	111

FULL-TIME FACULTY BY RANK, GENDER AND SCHOOL

FALL 2017

	Gender	Professor	Associate Professor	Assistant Professor	Senior Lecturer	Lecturer	Senior Instructor	Instructor	Assistant Instructor	Total
School of Architecture and Design	Female	-	4	6	-	2	-	-	-	12
	Male	1	4	8	2	4	-	-	-	19
School of Arts and Sciences	Female	4	24	19	-	2	7	13	-	69
	Male	9	26	13	-	4	8	2	-	62
Adnan Kassar School of Business	Female	-	7	8	-	4	-	4	-	23
	Male	5	17	22	-	3	2	1	1	51
School of Engineering	Female	-	3	4	-	-	-	-	-	7
	Male	6	13	11	-	-	-	-	-	30
Gilbert and Rose-Marie Chagoury School of Medicine	Female	1	1	6	-	-	-	1	-	9
	Male	2	1	3	-	-	-	1	-	7
Alice Ramez Chagoury School of Nursing	Female	1	1	2	-	-	-	3	-	7
	Male	-	-	-	-	-	-	2	-	2
School of Pharmacy	Female	-	6	6	-	-	-	-	-	12
	Male	2	5	1	-	-	-	-	-	8
Total	Female	6	46	51	-	8	7	21	-	139
	Male	25	66	58	2	11	10	6	1	179
	Total	31	112	109	2	19	17	27	1	318

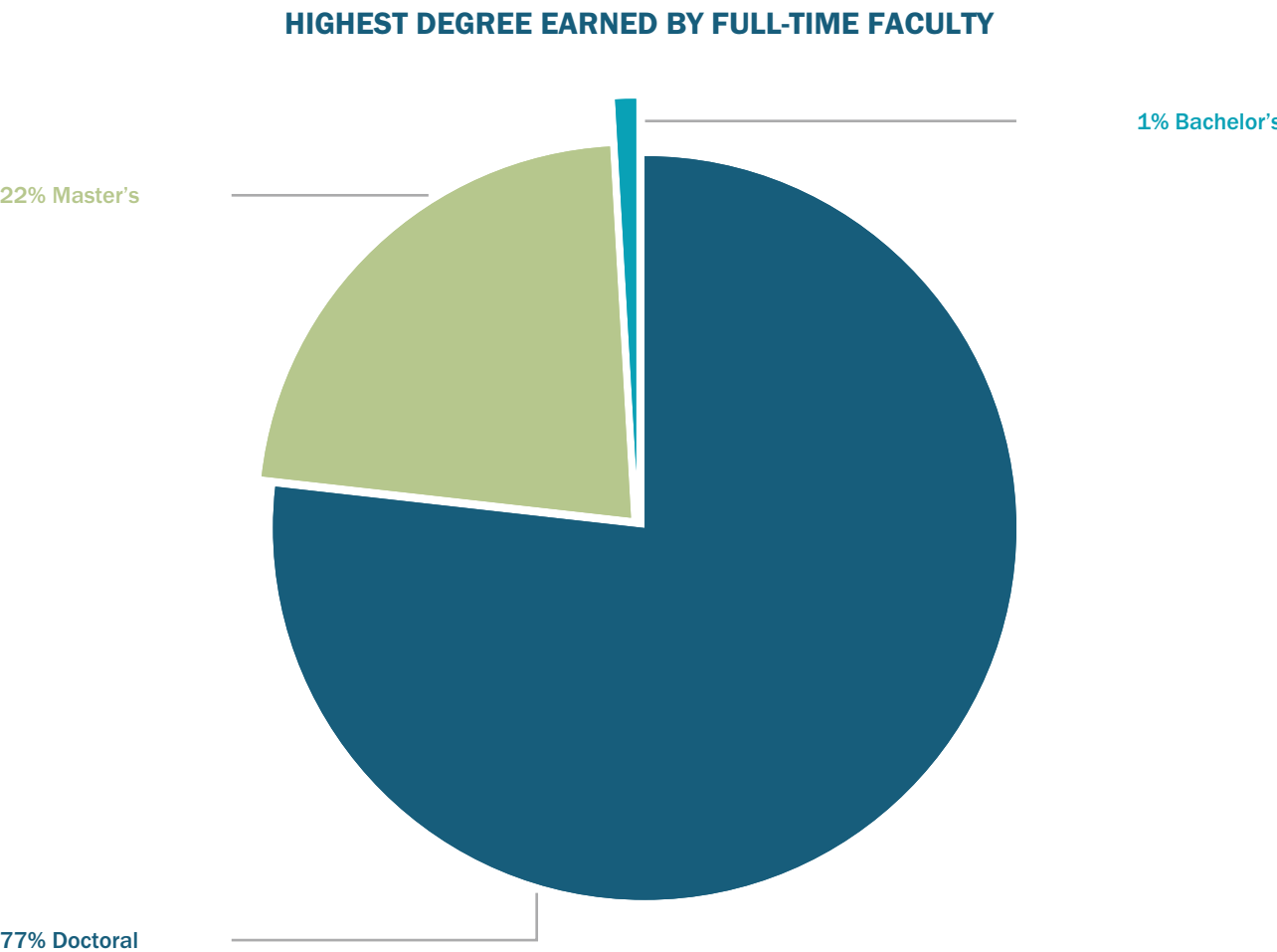
FULL-TIME FACULTY BY RANK



HIGHEST DEGREE EARNED BY FULL-TIME FACULTY

FALL 2017

Rank	Doctoral		Master's		Bachelor's		Total	
	Count	% of Total	Count	% of Total	Count	% of Total	Count	% of Total
Professor	31	9.7%					31	9.7%
Associate Professor	107	33.6%	5	1.6%			112	35.2%
Assistant Professor	96	30.2%	13	4.1%			109	34.3%
Senior Lecturer	1	0.3%	1	0.3%			2	0.6%
Lecturer	7	2.2%	10	3.1%	2	0.6%	19	6.0%
Senior Instructor			16	5.0%	1	0.3%	17	5.3%
Instructor	2	0.6%	25	7.9%			27	8.5%
Assistant Instructor			1	0.3%			1	0.3%
Total	244	76.7%	71	22.3%	3	0.9%	318	100.0%



FULL-TIME FACULTY WITH DOCTORAL DEGREES

FALL 2017

	Count in School	Percent in School	Percent of Total
School of Architecture and Design	10	32.3%	4.1%
School of Arts and Sciences	98	74.8%	40.2%
Adnan Kassar School of Business	59	79.7%	24.2%
School of Engineering	37	100%	15.2%
Gilbert and Rose-Marie Chagoury School of Medicine	16	100%	6.6%
Alice Ramez Chagoury School of Nursing	4	44.4%	1.6%
School of Pharmacy	20	100%	8.2%
Total	244	76.7%	100%

FULL-TIME FACULTY AGE RANGE BY RANK

FALL 2017

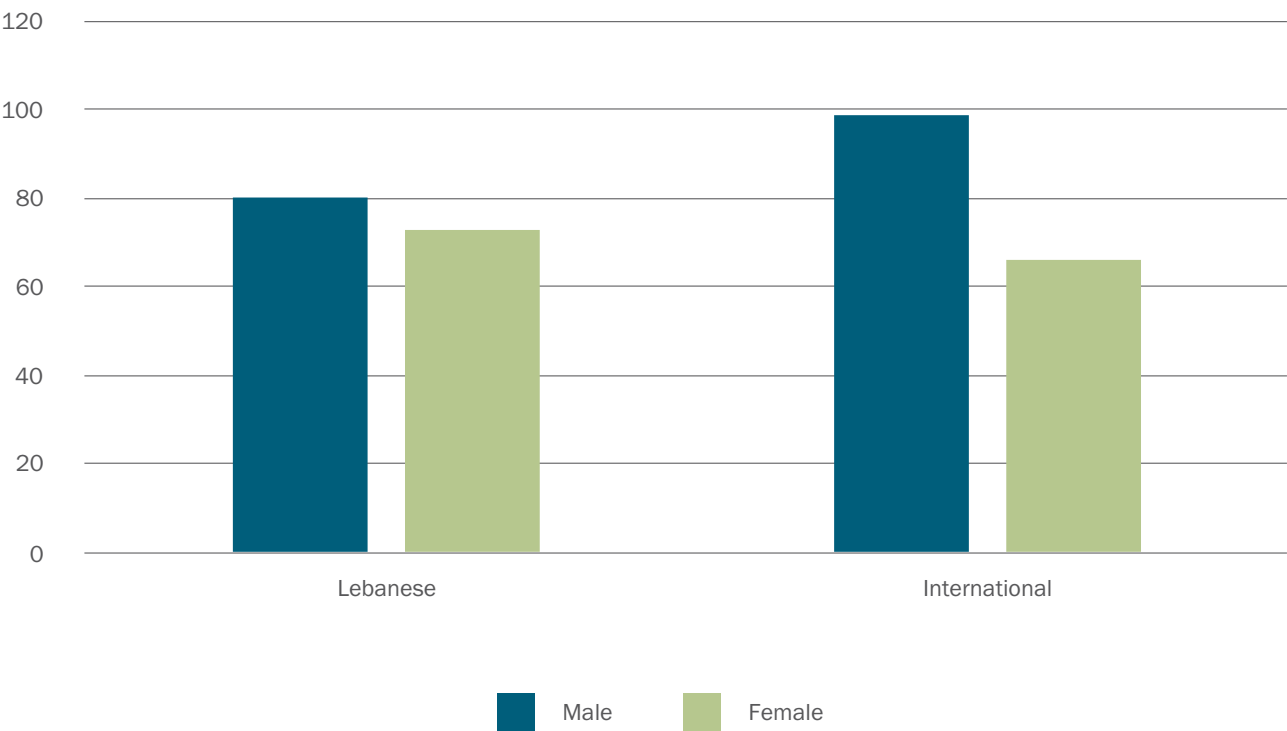
	20 - 29	30 - 39	40 - 49	50 - 59	60 and above
Professor		1	1	15	14
Associate Professor		28	34	35	15
Assistant Professor	6	59	28	12	4
Senior Lecturer				2	
Lecturer		3	3	7	6
Senior Instructor			4	8	5
Instructor	2	11	4	4	6
Assistant Instructor		1			
Total	8	103	74	83	50

FULL-TIME FACULTY BY NATIONALITY

FALL 2017

	Female		Male	
	Count	Percent of Total Faculty	Count	Percent of Total Faculty
Lebanese	73	23.0%	80	25.2%
International	66	20.8%	99	31.1%
Total	139	43.7%	179	56.3%

FULL-TIME FACULTY BY NATIONALITY



FULL-TIME FACULTY AVERAGE BASIC SALARIES BY RANK (IN \$)

ACADEMIC YEAR 2017-2018

Rank	Average Basic Salary
Professor	\$131,571
Associate Professor	\$86,543
Assistant Professor	\$66,096
Lecturer	\$66,074
Senior Instructor	\$61,345
Instructor	\$43,284

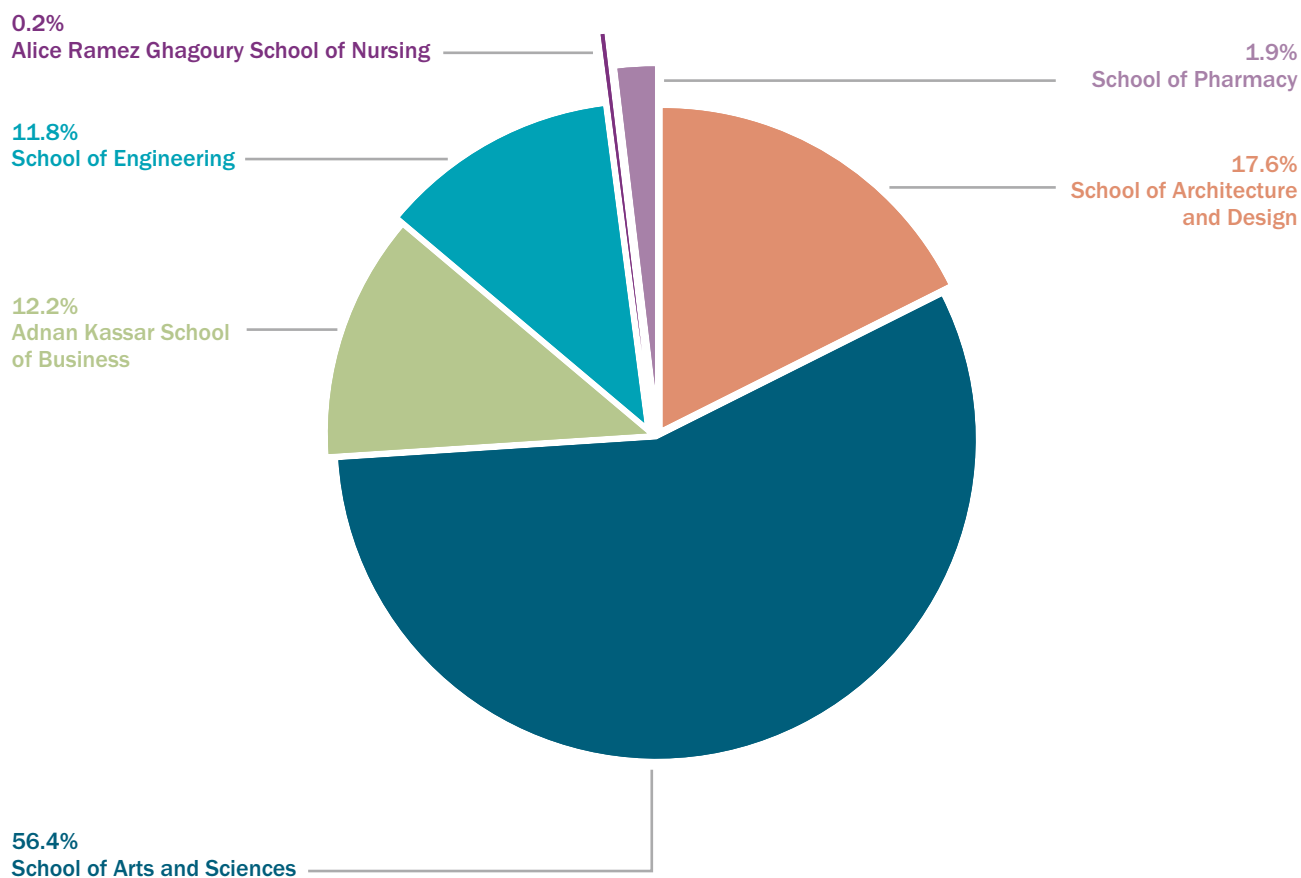
PART-TIME FACULTY BY SCHOOL AND GENDER

FALL 2017

	Female	Male	Total
School of Architecture and Design	49	45	94
School of Arts and Sciences	195	106	301
Adnan Kassar School of Business	25	40	65
School of Engineering	22	41	63
Alice Ramez Ghagoury School of Nursing	1		1
School of Pharmacy	9	1	10
Total	295	231	526

* Duplicate headcounts occur between schools as faculty may teach in two different schools, yet the total headcount is unduplicated.

PART-TIME FACULTY BY SCHOOL



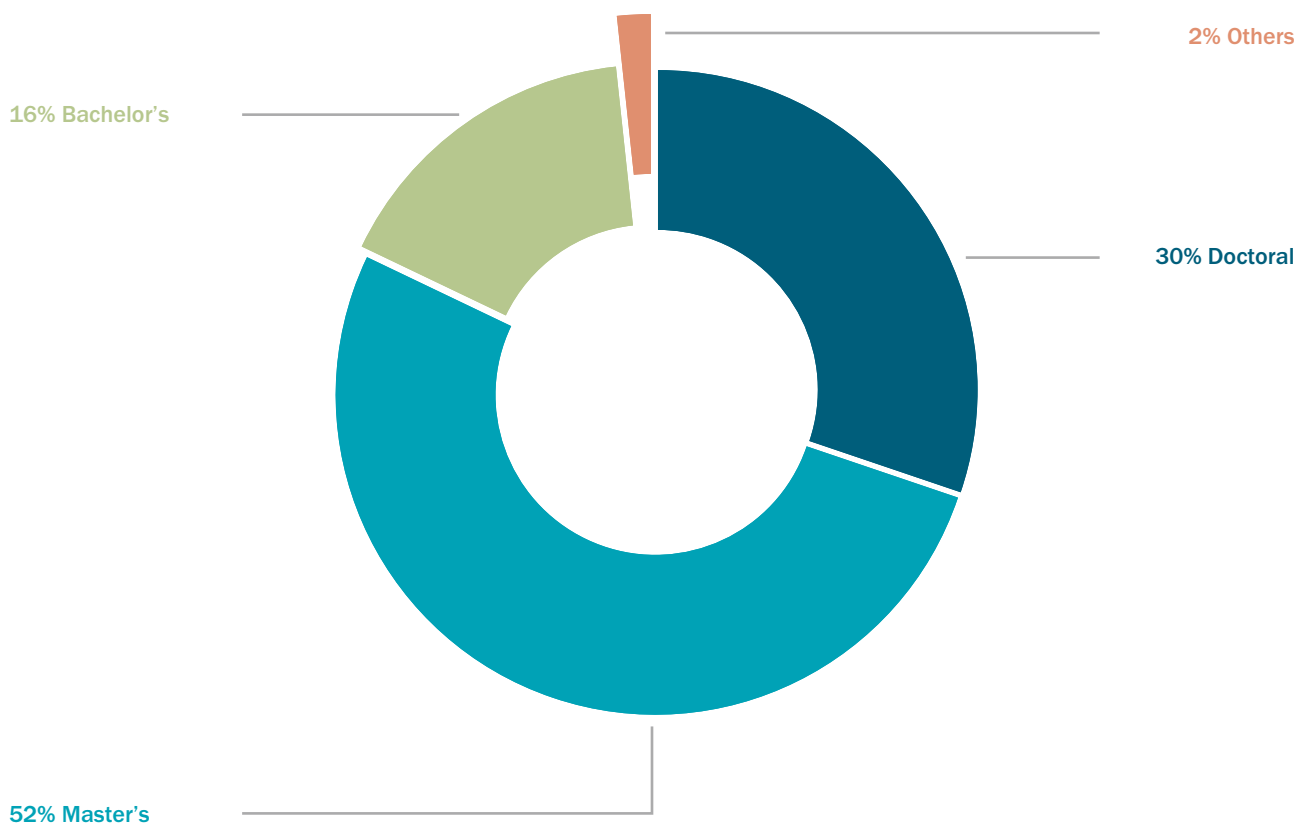
HIGHEST DEGREE EARNED BY PART-TIME FACULTY

FALL 2017

School	Doctoral		Master's		Bachelor's		Others		Total	
	Count	% in School	Count	% in School	Count	% in School	Count	% in School	Count	% in School
School of Architecture and Design	7	7.4%	64	68.1%	21	22.3%	2	2.1%	94	100%
School of Arts and Sciences	99	32.9%	149	49.5%	46	15.3%	7	2.3%	301	100%
Adnan Kassar School of Business	23	35.4%	41	63.1%	1	1.5%			65	100%
School of Engineering	27	42.9%	18	28.6%	17	27%	1	1.6%	63	100%
Alice Ramez Ghagoury School of Nursing			1	100%					1	100%
School of Pharmacy	7	70%	3	30%					10	100%
Total	159	30.2%	273	51.9%	85	16.2%	9	1.7%	526	100%

* Duplicate headcounts occur between schools as faculty may teach in two different schools, yet the total headcount is unduplicated.

HIGHEST DEGREE EARNED BY PART-TIME FACULTY



FACULTY FTE BY SCHOOL

FALL 2017

School	FTE
School of Architecture and Design	62.3
School of Arts and Sciences	231.3
Adnan Kassab School of Business	95.7
School of Engineering	58
Gilbert and Rose-Marie Chagoury School of Medicine	115
Alice Ramez Ghagoury School of Nursing	9.3
School of Pharmacy	23.3
Total	592.3

STUDENT-FACULTY RATIO

FALL 2017

Total Students FTE	7,864
Total Faculty FTE	592.3
Student-Faculty Ratio	13 to 1

* Students FTE = full-time students + 1/3 part-time students

** Faculty FTE = full-time faculty + 1/3 part-time faculty

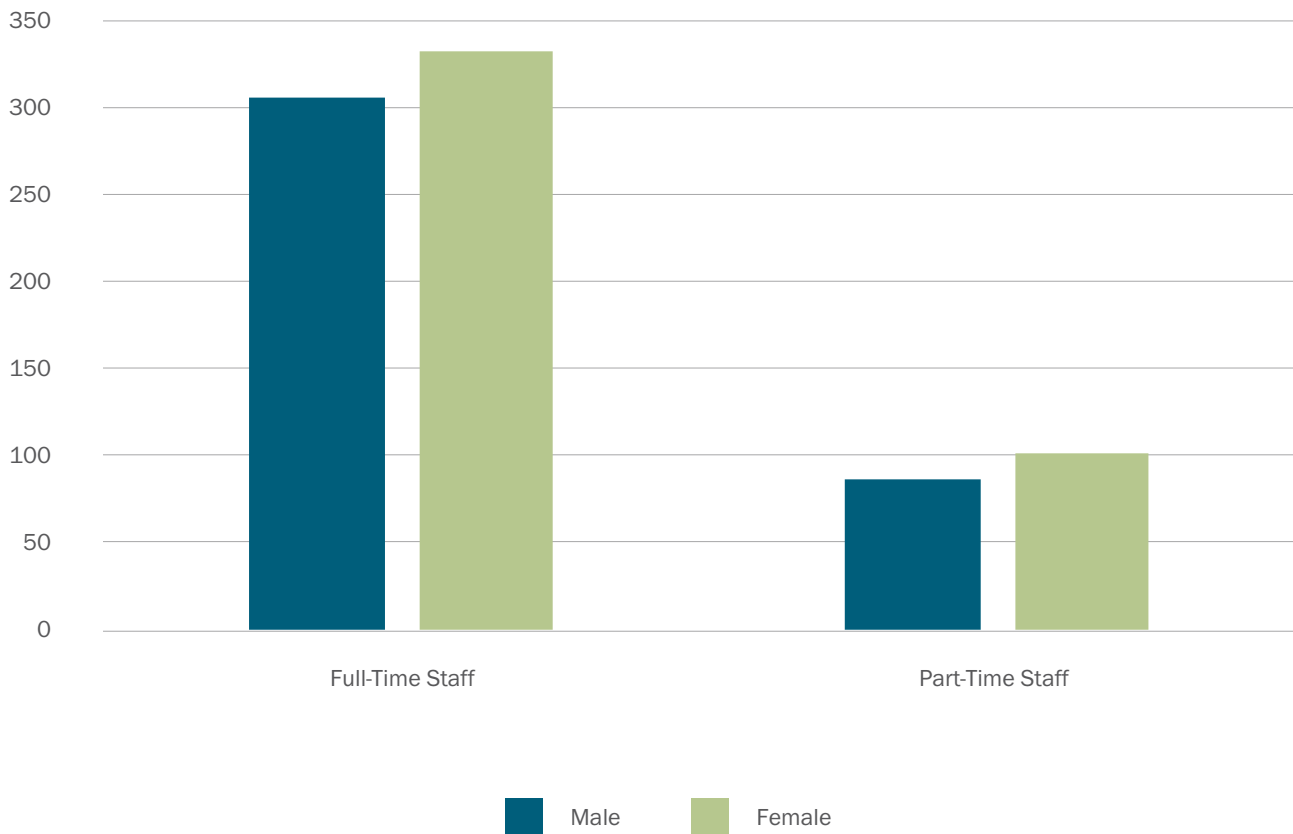
*** Student-Faculty Ratio = Students FTE / Faculty FTE

STAFF BY EMPLOYMENT TYPE AND GENDER

FALL 2017

	Full-Time Staff			Part-Time Staff	Total Staff
	Management	Professional	Non-Professional		
Female	35	259	38	101	433
Male	51	130	124	87	392
Total	86	389	162	188	825

STAFF BY GENDER



ALUMNI



ALUMNI CHAPTERS

President/Committee	Chapter
Naim Stephan	President of the Abu Dhabi Chapter
Najdat Wannes	President of the Aleppo Chapter
Sana Jeha Cherfan	President of the Athens Chapter
Committee	The Atlanta Chapter
Rushdi Kikhia	President of the Bahrain Chapter
Bashir Sakka	President of the Beirut Chapter
Hala Mikati Jabre	President of the BCW Chapter
Jana Thoumy	President of the Byblos Chapter
Committee	Chicago Chapter
Committee	Dallas Chapter
Fadi Abu Jrab	President of the Damascus Chapter
Hiba Yazbeck Wehbe	President of the Detroit Chapter
Saad El Zein	President of the Dubai & Northern Emirates Chapter
Wassim El Dorra	President of the Eastern Province Chapter
Committee	Ghana Chapter
Elie Andary	President of the Florida Chapter
Committee	Houston Chapter
Jamil Ghandour	President of the Jeddah Chapter
Suhair Alami Masri	President of the Jordan Chapter
Ziad Kabbani	President of the Kuwait Chapter
Committee	London Chapter
Committee	Montreal Chapter
Robert Shafie	President of the New England Chapter
Committee	New York, New Jersey Chapter
Committee	Nigeria Chapter
Committee	North Lebanon Chapter
Hana Rustom Archbold	President of the Northern California Chapter
Carla Khalil Zein	President of the Oman Chapter
Committee	Ottawa Chapter
Hanadi Khalil Tellier	President of the Paris Chapter
Wassim AlDayah	President of the Qatar Chapter
Marwan Ad-Daoud	President of the Riyadh Chapter
Joe Hawa	President of the School of Engineering Chapter
-	School of Pharmacy Chapter
Noushin Maktabi Issa	President of the Seattle, Washington State Chapter
Majdi H. Awkal	President of the South Lebanon Chapter
Rowaida Bourji	President of the Southern California Chapter
Taline Ouzounian Avakian	President of the Switzerland Chapter
Dina Jadaa	President of the Toronto Chapter
Fidaa Al Fakih	President of the USP Chapter
Chantal Farrah	President of the Washington DC Chapter

Alumni Chapters by Region

Number of Chapters

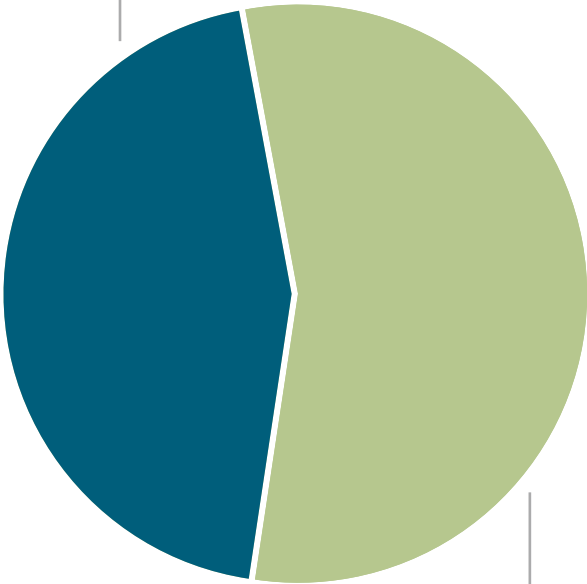
Lebanon	8
Arab World	12
Europe	4
Africa	2
United States and Canada	15
Total Chapters	41

ALUMNI BY GENDER

	Number of Chapters
Female Alumni	23,207
Male Alumni	18,759
Total Alumni	41,966

ALUMNI BY GENDER

45% Male Alumni



55% Female Alumni

ALUMNI BY RESIDENCE

Country of Residence	Number of Alumni	Country of Residence	Number of Alumni
Algeria	3	Mexico	5
Angola	1	Monaco	1
Argentina	1	Morocco	9
Australia	53	Mozambique	1
Austria	5	New Zealand	3
Bahrain	144	Nigeria	24
Belgium	19	Norway	3
Benin	1	Oman	56
Brazil	10	Pakistan	6
Canada	398	Palestine	160
China	1	Panama	16
Colombia	3	Philippines	4
Cyprus	98	Poland	12
Democratic Republic of the Congo	1	Qatar	258
Denmark	4	Republic of Singapore	2
Egypt	66	Romania	3
Ethiopia	18	Russia	2
Finland	3	Saudi Arabia	760
France	119	Senegal	3
Gabon	1	Sierra Leone	10
Gambia	3	Somalia	1
Germany	24	South Africa	7
Ghana	37	Spain	14
Greece	64	Sudan	12
Guinea	3	Sweden	18
Haiti	1	Switzerland	45
Holland	6	Syria	521
India	8	Taiwan	1
Indonesia	3	Tanzania	2
Iran	55	Thailand	1
Iraq	252	Tunisia	8
Ireland	1	Turkey	21
Italy	11	Uganda	1
Ivory Coast	5	Ukraine	2
Jamaica	1	United Arab Emirates	1,264
Japan	3	United Kingdom	225

Country of Residence	Number of Alumni	Country of Residence	Number of Alumni
Jordan	650	United States of America	1,676
Kenya	1	Unknown	14
Kuwait	581	Venezuela	11
Lebanon	34,085	Vietnam	2
Liberia	10	West Indies	4
Libya	11	Yemen	8
Luxembourg	1	Zimbabwe	2
Malaysia	2		
Malta	1		
Total			41,966

FINANCIAL INFORMATION



FINANCES

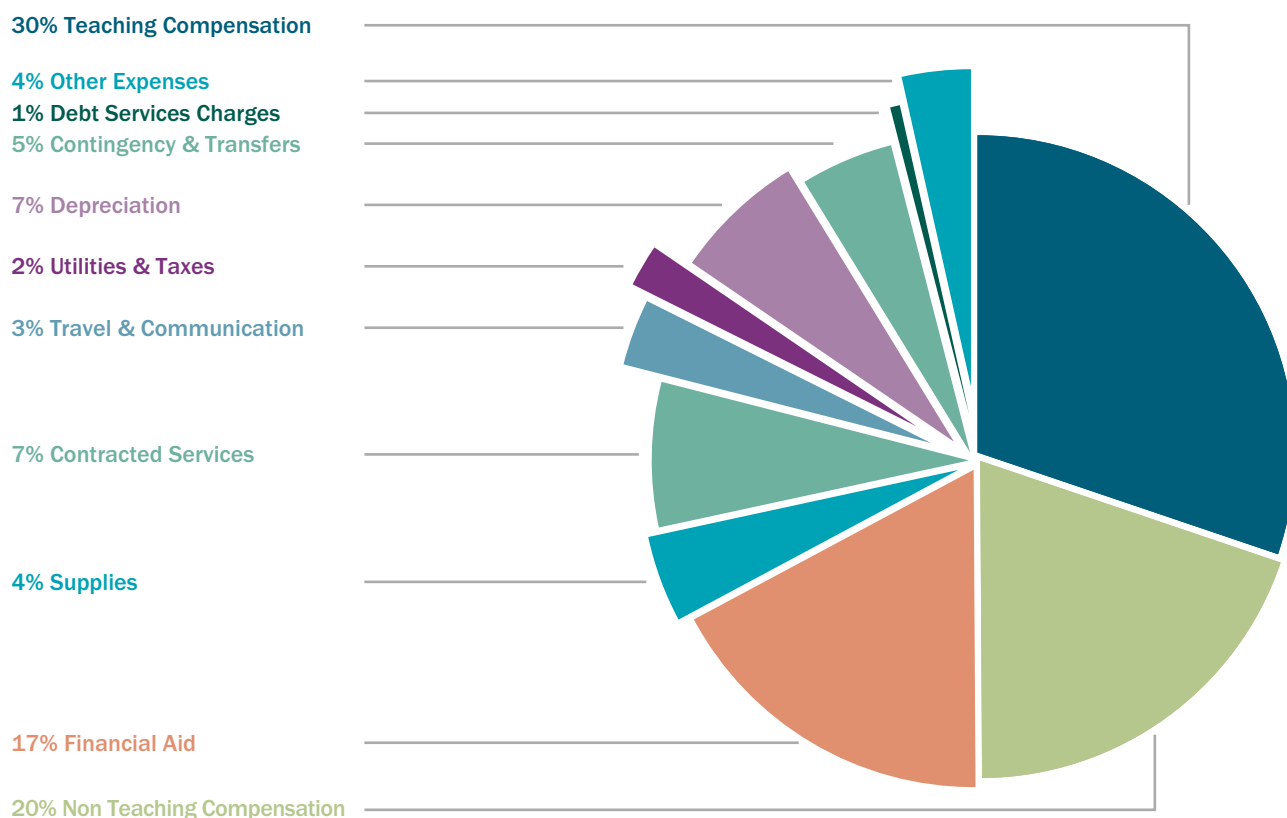
ACADEMIC YEAR 2016-2017

OPERATING BUDGET 2016-2017: \$179,185,659

REVENUE BUDGET 2016-2017



EXPENSE BUDGET 2016-2017



FACT BOOK 2017-2018

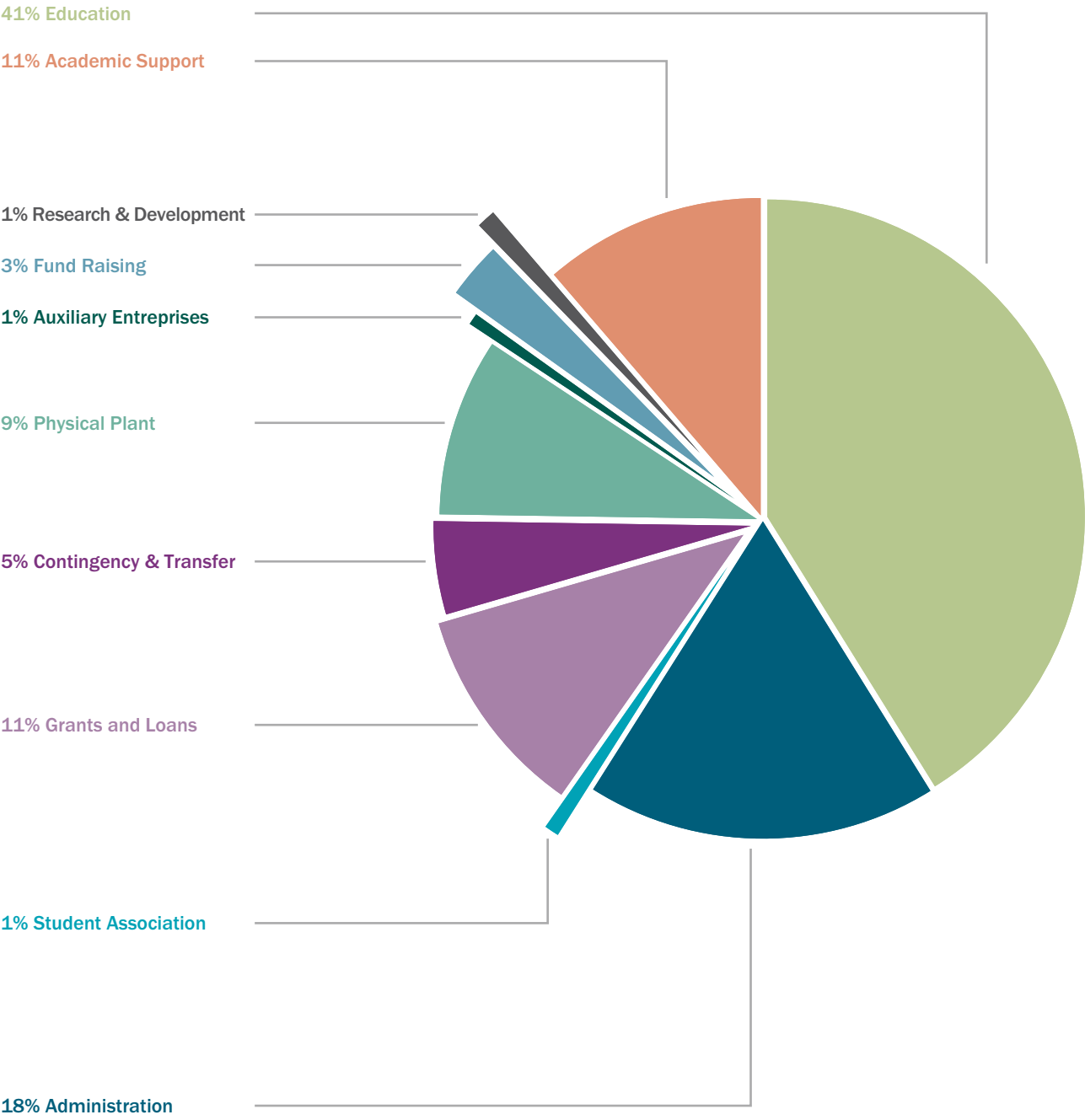
103

EXPENSES PER STUDENT AY 2016-2017

Total expenses per student headcount	\$21,098
Total expenses per student FTE	\$21,310

EXPENSES BY FUNCTION 2016-2017

EXPENSES BY FUNCTION 2016-2017

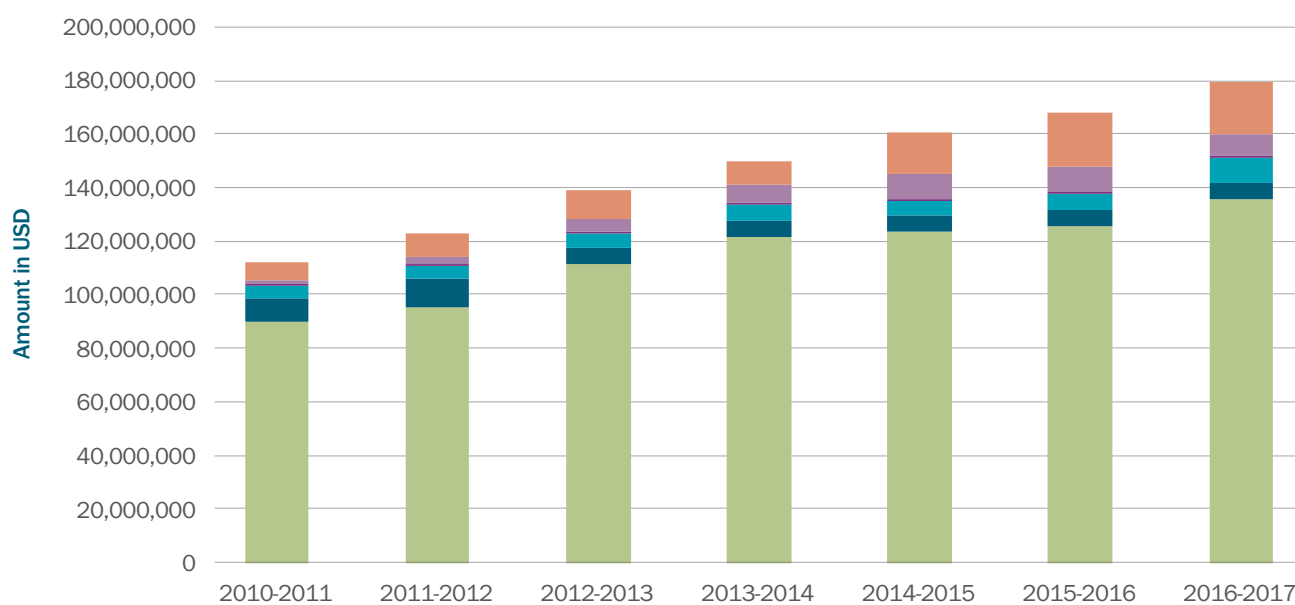


TRENDS IN REVENUES (IN \$)

2010-2011 TILL 2016-2017

	2010-2011	2011-2012	2012-2013	2013-2014	2014-2015	2015-2016	2016-2017
Tuition	89,683,583	95,397,991	111,214,400	121,550,688	123,437,515	125,348,461	135,870,976
Endowment Income	9,182,000	10,310,400	6,000,000	6,000,000	6,000,000	6,000,000	6,000,000
Other Revenue	4,600,000	4,847,331	5,555,250	5,766,994	5,655,077	6,565,507	8,964,440
Developmental Goals							
Institutes	463,498	539,703	576,613	737,538	795,508	727,446	653,450
Restricted Gifts	1,500,000	3,132,000	4,703,125	7,279,564	8,914,802	9,076,996	8,237,613
Unrestricted Gifts	6,410,736	8,911,050	10,629,392	8,456,018	15,419,014	20,233,441	19,459,180
Total Revenues in \$	111,839,817	123,138,475	138,678,780	149,790,802	160,221,916	167,951,851	179,185,659
% Change	-	10%	13%	8%	7%	5%	7%

TRENDS IN REVENUES



Tuition

Endowment Income

Other Revenue

Institutes

Restricted Gifts

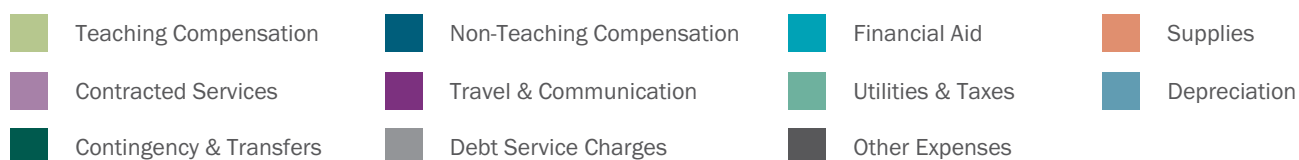
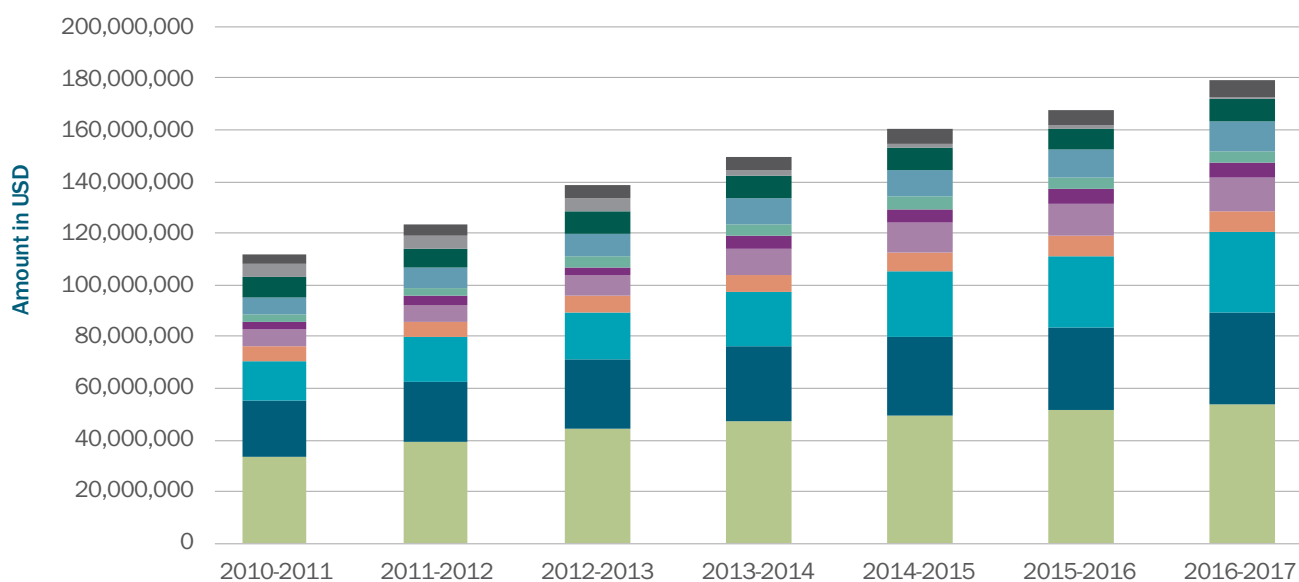
Unrestricted Gifts

TRENDS IN EXPENDITURES

2010-2011 TILL 2016-2017

	2010-2011	2011-2012	2012-2013	2013-2014	2014-2015	2015-2016	2016-2017
Teaching Compensation	33,464,280	39,169,092	44,553,789	47,247,932	49,553,033	51,557,036	54,107,135
Non-Teaching Compensation	21,936,590	23,793,302	26,491,547	29,314,585	30,761,780	32,353,137	35,315,845
Financial Aid	15,282,694	16,819,918	18,478,149	20,870,656	24,963,860	27,463,860	30,957,180
Supplies	5,828,360	5,743,861	6,076,267	6,780,874	7,608,173	7,760,696	7,932,656
Contracted Services	6,174,093	6,823,877	8,258,797	9,984,434	11,287,462	12,003,107	13,216,409
Travel & Communication	3,212,400	3,307,033	3,285,114	5,144,378	5,406,294	5,925,238	6,084,900
Utilities & Taxes	2,963,340	3,340,489	4,331,005	4,292,813	4,675,538	4,275,166	3,858,670
Depreciation	6,673,731	7,546,531	8,650,025	9,878,601	10,244,671	10,738,955	12,027,715
Contingency & Transfers	7,500,000	7,500,000	8,500,000	8,500,000	8,500,000	8,500,000	8,500,000
Debt Service Charges	5,062,500	5,062,500	5,062,500	2,500,000	1,645,000	1,295,000	895,000
Other Expenses	3,741,829	4,031,872	4,991,587	5,276,529	5,576,105	6,079,656	6,290,149
Total	111,839,817	123,138,475	138,678,780	149,790,802	160,221,916	167,951,851	179,185,659
% Change	-	10%	13%	8%	7%	5%	7%

TRENDS IN EXPENDITURES



UNIVERSITY COMMUNICATION

UNIVERSITY PUBLICATIONS

Academic Catalog

The Academic Catalog is the all-encompassing reference on LAU. This annual publication — printed at the end of every summer — includes information on the university's historical background, campuses, academic calendar, schools, academic programs, degrees offered, majors, courses, admission, rules, procedures, facilities, listings and credentials of full-time faculty, administrative officers, tuition, and more.

LAU Magazine & Alumni Bulletin

The LAU Magazine & Alumni Bulletin is quarterly publication carrying news about developments, people and events that are of significance to LAU and its extended community. Circulation: 25,000.

President's Report

The President's Report is an annual progress report on all aspects of the university's development.

Fact Book

The LAU Fact Book contains data on the university's student enrollment and admissions (compiled as of the official census date), as well as its administration, faculty and staff, alumni, finances, physical facilities, and other academic and student-related matters. Launched in 2009, it aims to provide information on important institutional measures in support of decision making.

LAU at a Glance

LAU at a Glance provides a brief institutional profile of LAU, including annual facts and figures about our campuses, facilities, students, faculty and programs of study.

PUBLIC DISCLOSURE

Information	Web Addresses	Print Publications
How can inquiries be made about the institution? Where can questions be addressed?	<p>Every official website includes contact information that is relevant to its subject matter. MarCom receives inquiries submitted through the main website and forwards them to the offices concerned.</p> <p> http://www.lau.edu.lb/about/contact/ http://www.lau.edu.lb/feedback/ http://www.lau.edu.lb/fees/ http://admissions.lau.edu.lb/ (online chat) http://admissions.lau.edu.lb/contact.php http://aid.lau.edu.lb/financial-aid/contact.php http://campaign.lau.edu.lb/contact-us/ http://directory.lau.edu.lb/ http://gsr.lau.edu.lb/about/contact.php http://dira.lau.edu.lb/staff/ http://iwsaw.lau.edu.lb/ http://ldf.lau.edu.lb/en/about/administration.php http://libraries.lau.edu.lb/help/contact.php http://marcom.lau.edu.lb/about/contact.php http://medicine.lau.edu.lb/contact/ http://mepitl.lau.edu.lb/about/contact.php http://nursing.lau.edu.lb/ http://nyac.lau.edu.lb/ http://pharmacy.lau.edu.lb/contact/ http://sard.lau.edu.lb/about/contact.php http://sas.lau.edu.lb/about/contact.php http://sas.lau.edu.lb/institutes/idct/contact.php http://sas.lau.edu.lb/institutes/ims/contact-us.php http://sas.lau.edu.lb/institutes/si/contact.php http://sb.lau.edu.lb/contact.php http://soe.lau.edu.lb/contact/ http://students.lau.edu.lb/activities/contact.php http://students.lau.edu.lb/athletics/contact.php http://students.lau.edu.lb/career-guidance/contact.php http://students.lau.edu.lb/hhw/counseling/contact.php http://students.lau.edu.lb/hhw/services/contact.php http://students.lau.edu.lb/housing/contact.php http://students.lau.edu.lb/registration/contact.php http://students.lau.edu.lb/student-engagement/contact.php http://www.facebook.com/LAUStudents?sk=wall </p>	<p>Every official publication has contact information printed on the cover and/or appropriate pages.</p>

Notice of availability of publications and of audited financial statement or fair summary	Publications: http://publications.lau.edu.lb/ .	Neither item is available in print.
Institutional catalog	http://catalog.lau.edu.lb/	
Obligations and responsibilities of students and the institution	http://www.lau.edu.lb/about/governance-policies/policies/ http://catalog.lau.edu.lb/2016-2017/undergraduate/academic-rules-procedures.php http://catalog.lau.edu.lb/2016-2017/graduate/academic-rules-procedures.php http://nursing.lau.edu.lb/student-handbook/ http://pharmacy.lau.edu.lb/files/sop-handbook-2013/	
Information on admission and attendance	http://admissions.lau.edu.lb/ http://catalog.lau.edu.lb/	Admissions Viewbook 2018–2019
Institutional mission and objectives	http://www.lau.edu.lb/about/mission/	Admissions Viewbook 2018–2019 LAU at a Glance 2017-2018 Fact Book 2017-2018
Expected educational outcomes	Each academic program includes goals and expected outcomes. http://www.lau.edu.lb/academics/programs/ http://catalog.lau.edu.lb/	
Status as public or independent institution; status as not-for-profit or for-profit; religious affiliation	About LAU: http://www.lau.edu.lb/about/	LAU at a Glance 2017-2018
Requirements, procedures and policies re: admissions	http://admissions.lau.edu.lb/ http://www.lau.edu.lb/about/governance-policies/policies/admissions_policy.pdf http://catalog.lau.edu.lb/ http://mepitl.lau.edu.lb/applying/	Admissions Viewbook 2018–2019
Requirements, procedures and policies re: transfer credit	http://admissions.lau.edu.lb/graduate/transfer-credits.php http://admissions.lau.edu.lb/undergraduate/ http://sinarc.lau.edu.lb/faq/ http://catalog.lau.edu.lb/	
A list of institutions with which the institution has an articulation agreement	Affiliations: http://www.lau.edu.lb/about/affiliations/ http://dira.lau.edu.lb/fact-book/	Fact Book 2017-2018

Student fees, charges and refund policies	University tuition and fees: http://www.lau.edu.lb/fees/ http://catalog.lau.edu.lb/	Fact Book 2017-2018
Rules and regulations for student conduct	http://www.lau.edu.lb/about/governance-policies/policies/student_code_of_conduct.pdf http://nursing.lau.edu.lb/student-handbook/ http://pharmacy.lau.edu.lb/files/sop-handbook-2013/	
Procedures for student appeals and complaints	Student Grievance Procedures: http://www.lau.edu.lb/about/governance-policies/policies/student_grievance_procedures.pdf	
Other information re: attending or withdrawing from the institution	http://catalog.lau.edu.lb/2015-2016/undergraduate/academic-rules-procedures.php http://catalog.lau.edu.lb/2015-2016/graduate/academic-rules-procedures.php http://students.lau.edu.lb/registration/returnees.php	
Academic programs	http://www.lau.edu.lb/academics/ http://catalog.lau.edu.lb/ http://dira.lau.edu.lb/fact-book/	Admissions Viewbook 2018-2019 LAU at a Glance 2017-2018 Fact Book 2017-2018
Courses currently offered	https://banweb.lau.edu.lb/prod/bwckctlg.p_disp_dyn_ctlg http://catalog.lau.edu.lb/	
Other available educational opportunities	http://cep.lau.edu.lb/ http://www.lau.edu.lb/centers-institutes/sinarc/ http://students.lau.edu.lb/student-engagement/exchange.php	CEP Catalog
Other academic policies and procedures	http://www.lau.edu.lb/governance-policies/policies/ http://www.lau.edu.lb/governance-policies/procedures/ http://students.lau.edu.lb/registration/ http://catalog.lau.edu.lb/	
Requirements for degrees and other forms of academic recognition	http://catalog.lau.edu.lb/2015-2016/undergraduate/academic-rules-procedures.php http://catalog.lau.edu.lb/2015-2016/graduate/academic-rules-procedures.php http://catalog.lau.edu.lb/	

List of current faculty, indicating department or program affiliation, distinguishing between full- and part-time, showing degrees held and institutions granting them	http://www.lau.edu.lb/academics/faculty/ http://catalog.lau.edu.lb/ http://sas.lau.edu.lb/communication-arts/people/ http://sas.lau.edu.lb/csm/people/ http://sas.lau.edu.lb/education/people/ http://sas.lau.edu.lb/deli/people/ http://sas.lau.edu.lb/humanities/people/ http://sas.lau.edu.lb/natural-sciences/people/ http://sas.lau.edu.lb/social-sciences/people/ http://soe.lau.edu.lb/ce/faculty-staff/ http://soe.lau.edu.lb/ime/faculty-staff/ http://soe.lau.edu.lb/ece/faculty-staff/ http://sard.lau.edu.lb/aid/faculty-staff/ http://sard.lau.edu.lb/fafs/faculty-staff/ http://sard.lau.edu.lb/design/faculty-staff/ http://medicine.lau.edu.lb/about/faculty-staff/ http://nursing.lau.edu.lb/about/people/ http://pharmacy.lau.edu.lb/faculty_staff/faculty_directory.php http://sb.lau.edu.lb/faculty/ http://cep.lau.edu.lb/faculty_administration.php	
Names and positions of administrative officers	http://www.lau.edu.lb/offices-services/administrative-officers/ http://www.lau.edu.lb/offices-services/executive-officers/ http://dira.lau.edu.lb/fact-book/	Fact Book 2017-2018
Names, principal affiliations of governing board members	http://www.lau.edu.lb/governance-policies/board/bot/ http://catalog.lau.edu.lb/ http://dira.lau.edu.lb/fact-book/	President's Report 2017 (names only) LAU at a Glance 2017-2018 (names only) Fact Book 2017-2018 (names only)
Locations and programs available at branch campuses, other instructional locations, and overseas operations at which students can enroll for a degree, along with a description of programs and services available at each location	http://www.lau.edu.lb/locations/ We don't have a Beirut campus or Byblos campus catalog. We present the information in a centralized way and, wherever a program is described, we strive to specify where it is available. See each academic program page on http://www.lau.edu.lb/academics/programs/	
Programs, courses, services, and personnel not available in any given academic year.	https://banweb.lau.edu.lb/prod/bwckctlg.p_disp_dyn_ctlg http://catalog.lau.edu.lb/	
Size and characteristics of the student body	http://www.lau.edu.lb/about/facts/ http://dira.lau.edu.lb/fact-book/ http://dira.lau.edu.lb/reports-data/	LAU at a Glance 2017-2018 Fact Book 2017-2018 Facts 2017-2018
Description of the campus setting	http://www.lau.edu.lb/locations/	

Availability of academic and other support services	http://libraries.lau.edu.lb/ http://www.lau.edu.lb/about/related-entities/ http://aid.lau.edu.lb/ http://medicine.lau.edu.lb/clinical-program/ http://nursing.lau.edu.lb/about/clinical-affiliates.php http://pharmacy.lau.edu.lb/partnerships/ http://students.lau.edu.lb/registration/parking.php http://students.lau.edu.lb/info/transcripts.php http://students.lau.edu.lb/athletics/ http://students.lau.edu.lb/housing/ http://students.lau.edu.lb/hhw/ http://students.lau.edu.lb/registration/capp/ http://students.lau.edu.lb/registration/difficulties.php http://students.lau.edu.lb/career-guidance/ http://students.lau.edu.lb/student-engagement/ http://it.lau.edu.lb/ http://sas.lau.edu.lb/natural-sciences/facilities/ http://sas.lau.edu.lb/deli/facilities/writing-center.php http://sas.lau.edu.lb/deli/facilities/english-learning-lab.php http://sas.lau.edu.lb/deli/facilities/learning-center.php http://sas.lau.edu.lb/csm/facilities/acc-beirut.php http://sas.lau.edu.lb/csm/facilities/acc-byblos.php http://sas.lau.edu.lb/csm/facilities/computer-equipped-classroom.php http://sas.lau.edu.lb/csm/facilities/research-lab.php http://sas.lau.edu.lb/csm/facilities/high-performance-computer-center.php http://sas.lau.edu.lb/csm/news/all/math_tutoring_center.php http://catalog.lau.edu.lb/	
Range of co-curricular and non-academic opportunities available to students	http://students.lau.edu.lb/ http://eventscal.lau.edu.lb/	
Institutional learning and physical resources from which a student can reasonably be expected to benefit	http://libraries.lau.edu.lb/ http://sas.lau.edu.lb/communication-arts/facilities/ http://sas.lau.edu.lb/csm/facilities/ http://sas.lau.edu.lb/deli/facilities/ http://sas.lau.edu.lb/natural-sciences/facilities/ http://soe.lau.edu.lb/ce/facilities/ http://soe.lau.edu.lb/ece/facilities/ http://soe.lau.edu.lb/ime/facilities/ http://medicine.lau.edu.lb/about/facilities/ http://pharmacy.lau.edu.lb/about/facilities.php http://students.lau.edu.lb/housing/ http://students.lau.edu.lb/athletics/facilities/ http://www.lau.edu.lb/locations/ http://catalog.lau.edu.lb/ http://fm.lau.edu.lb/	
Institutional goals for students' education	http://www.lau.edu.lb/academics/programs/ (see each program page) http://catalog.lau.edu.lb/ (see each program page)	

Success of students in achieving institutional goals including rates of retention and graduation and other measure of student success appropriate to institutional mission. Passage rates for licensure exams, as appropriate	http://pharmacy.lau.edu.lb/about/educational_quality_indicators.php http://www.lau.edu.lb/about/facts/ http://dira.lau.edu.lb/fact-book/ http://dira.lau.edu.lb/assessment/surveys.php	Fact Book 2017-2018 Facts 2017-2018
Total cost of education, including availability of financial aid and typical length of study	http://www.lau.edu.lb/fees/ http://aid.lau.edu.lb/ http://admissions.lau.edu.lb/financing.php http://nursing.lau.edu.lb/students/financial-aid.php http://medicine.lau.edu.lb/admission/ Typical length of study: see each program on http://www.lau.edu.lb/academics/programs/	
Expected amount of student debt upon graduation	Not available online.	Not available in print.
Statement about accreditation	http://www.lau.edu.lb/about/charter-accreditation/ http://catalog.lau.edu.lb/2016-2017/university/charter-accreditation.php http://admissions.lau.edu.lb/undergraduate/faq.php http://pharmacy.lau.edu.lb/about/accreditation.php http://sas.lau.edu.lb/about/accreditation.php http://sas.lau.edu.lb/csm/accreditation/ http://soe.lau.edu.lb/accreditation.php http://soe.lau.edu.lb/ce/programs/be-civil/ http://soe.lau.edu.lb/ece/programs/be-computer/ http://soe.lau.edu.lb/ece/programs/be-electrical/ http://soe.lau.edu.lb/ime/programs/be-industrial/ http://soe.lau.edu.lb/ime/programs/be-mechanical/ http://sb.lau.edu.lb/about/accreditation.php http://www.lau.edu.lb/about/faq/ http://dira.lau.edu.lb/	Fact Book 2017-2018 Facts 2017-2018



PHYSICAL FACILITIES

UNIVERSITY BUILDINGS & GROUNDS

BEIRUT CAMPUS



Beirut Campus

UNIVERSITY BUILDINGS PROFILE

BEIRUT CAMPUS



Sage Hall - 1933

Area: 2,169m²

- Classrooms
- Labs
- Laboratories
- Offices



Nicol Hall - 1937

Area: 5,281m²

- Classrooms
- Conference Room
- Labs
- Offices
- Studios
- Writing Center

Irwin Hall - 1947

Area: 4,071 m²

- Auditorium
- Central Administration
- Classrooms
- Conference Rooms
- Lounges
- Offices



Shannon Hall - 1954

Area: 953m²

- Early Childhood Center
- Offices



University Services - 1955

Area: 1,898m²

- Offices
- Data Center



Orme Gray - 1965

Area: 4,372m²

- Computer Labs
- Dormitories (Females)
- Fabrication Lab
- Lounges
- Memorabilia
- Offices
- Studios

Gymnasium - 1970

Area: 1,766.4m²

- Basket Ball Court (Indoor)
- Dancing Room
- Offices
- Swimming Pool (Indoor)
- Tennis Courts (Outdoor)



Safadi Fine Arts - 1970

Area: 3,913m²

- Lecture Halls
- Classrooms
- Exhibition Room
- Gulbenkian Amphitheater
- Labs
- Studios



UNIVERSITY BUILDINGS PROFILE

BEIRUT CAMPUS



Wadad Sabbagh Khoury Student Center - 1998

Area: 4,308m²

- Cafeteria/Cyber Cafe
- Classrooms/Lecture Hall
- Computer Lab
- Conference Room
- Fitness Center
- Lounges/ Study Room
- Offices
- Recreational Rooms



Adnan Kassar School of Business - 2005

Area: 5,872.4m²

- Offices
- Classrooms
- Computer Labs
- Hospitality Management Labs
- Lecture Halls
- Conference Rooms

Riyad Nassar Library - 2005

Area: 8,178m²

- Library
- Conference Rooms
- University Archive
- Center for Teaching & Learning



Underground Parking - 2005

Area: 11,226m²

- Parking
- Technical Area



Gezairi Building - 2012

Area: 17,889m²

Major Renovation in Progress to house the School of Architecture and Design



LEASED SPACES

BEIRUT CAMPUS



ATIAH BUILDING

The University leases spaces of 1,488 square meters in a number of privately-held properties. Leased space provides additional administrative offices to house departments, centers and institutes in addition to providing additional academic spaces.



CAPITAL SUITES

This facility is an off-campus dorms building with an area of 2,731 square meters, rented to provide additional dormitories, faculty apartments and storage spaces. It is conveniently located at 10-minutes walking distance from LAU, in a highly secure area of Commodore Street. The building contains six faculty apartments in the 10th and 11th floors, an apartment housing the night attendant and shared dormitory rooms accommodating 45 students (12 rooms with double occupancy and seven rooms with triple occupancy).



HITTI BUILDING

Level 1 of Hitti Building, with an area of 475 square meters, was recently leased by LAU. This space provides additional academic and administrative offices and is temporary housing the Fashion Design program.



OFF -CAMPUS

The University leases spaces of 727 square meters to accommodate the University storage needs.

UNIVERSITY BUILDINGS & GROUNDS

BYBLOS CAMPUS



Land Area	No. of Buildings	Built-up Area	Greenery
316,263m ²	18	96,974m ²	13,690m ²



Byblos Campus

UNIVERSITY BUILDINGS PROFILE

BYBLOS CAMPUS



Science Building - 1991

Area: 5,365m²

- Central Administration
- Classrooms
- Conference Rooms
- Laboratories
- Library
- Offices
- Studios



Tohme-Rizk Hall - 1991

Area: 948m²

This building is the first EDGE certified office building in Lebanon. This will result in reductions of 41% in energy, 29% in water, and 34% in materials' embodied energy compared to local benchmarks.

Cafeteria - 1991

Area: 603m²

- Cafeteria
- Offices



Architecture Hall - 1995

Area: 2,881m²

- Classrooms
- Labs
- Offices
- Studios



Bassil Hall - 1996

Area: 1,213m²

- Offices
- Lounge



Residence Hall C - 1996

Area: 901m²

This three-story building accommodates a lounge, laundry and residence hall administration. Levels 2 and 3 include four apartments per floor. Each apartment houses three shared rooms (for six users), a living room, dining room, study room and toilets.

Zakhem Hall - 1996

Area: 4,418.4m²

- Auditorium
- Classrooms
- Exhibition Hall
- Labs
- Lecture Hall
- Offices
- Studios



Student Center - 1997

Area: 951m²

- Fitness Center
- Lounge/Recreational Area
- Offices



UNIVERSITY BUILDINGS PROFILE

BYBLOS CAMPUS



Block A Building - 1998

Area: 8,594m²

- Classrooms
- Conference Rooms
- Labs
- Lounge
- Offices



Residence Hall B - 1998

Area: 11,424m²

- Dancing Room
- Dormitories
- Writing Center
- Library Stacks
- Music Room
- Parking
- University Archive

Library Extension - 2001

Area: 477m²

- Offices



Frem Civic Center - 2010

Area: 5,171m²

- Classrooms
- Conference Rooms
- Institutes
- Labs
- Lecture Hall
- Lounges
- Multi-purpose Room
- Offices



Flex Space Labs - 2010

Area: 176m²

- Flex Space Labs



Gate House - 2011

Area: 128m²

- Offices
- Lounge

Gilbert & Rose-Marie Chagoury Health Sciences Center - 2012

Area: 15,625 m²

- Auditorium
- Classrooms
- Conference Rooms
- Cyber Café
- Labs
- Library
- Lounges
- Offices



Underground Parking - 2012

Area: 19,085m²

- Parking



UNIVERSITY BUILDINGS PROFILE

BYBLOS CAMPUS



Engineering Laboratories & Research Center - 2017

Area: 9,704m²

- Labs
- Lounge
- Offices

A dynamic center of teaching and collaborative research, featuring high-end facilities strategically surrounded by the University's engineering departments. Engineering Laboratories and Research Center features high quality materials and systems to provide a safe and sustainable environment to LAU community. Unique to this building are the designed social spaces that promote collaboration between students. A unique landscape design has been developed. These interactions will generate opportunities to explore new initiatives that will change how our world works.



OTHER LOCATIONS WITHIN LEBANON



Executive Center at Beirut Central District

Spread across 600 square meters in the heart of Beirut, the Executive Center includes fully equipped classrooms, conference room, studio, lounge and offices to best serve its goal for offering executive learning.



LAU Medical Center - Rizk Hospital

LAU's Expansion into the field of medical education was buttressed by the acquisition of a majority shareholder position in the LAUMC-RH with a land area of 7,900 square meters and total built-up area of 39,901 square meters.



LAU Louis Cardahi Foundation

The LAU Louis Cardahi Foundation was donated to LAU in August 2013. It houses historical artifacts, artwork, documentary films and a small library to promote respect for Byblos' architectural, cultural and historical legacy.

LOCATIONS INTERNATIONAL

LAU New York Headquarters and Academic Center

The state-of-the-art facility in New York, inaugurated in September 2013, houses LAU's New York Academic Center. A built-up area of 2,400 square meters accommodates fully equipped instructional resources, library, student lounge and offices. The opening of the New York center exemplified the university's pioneering commitment to global education and cross-cultural understanding.



PARKING SPACES INVENTORY 2016-2017

BEIRUT CAMPUS

The Beirut campus houses several parking, including a multi-story underground car park below the Adnan Kassas School of Business and Riyadh Nassar Buildings, as well as an external parking for students, and two parking for LAU shuttles and authorized personnel.



P M Middle Gate Parking
(Students/Faculty/Staff)

P U Underground Parking
(Faculty/Staff)

P L-a Lower Gate Parking A
(Authorized Parking)

P L-b Lower Gate Parking B
(LAU Vehicles/Authorized Parking)

Location	Code on Map	No. of Vehicles
Middle Gate Parking (Students/Faculty/Staff)	M	82
Underground Parking (Faculty/Staff)	U	260
Lower Gate Parking A (Authorized Parking)	L-a	14
Lower Gate Parking B (LAU Vehicles/Authorized Parking)	L-b	18
Total No. of Vehicles		374



PARKING SPACES INVENTORY 2016-2017

BYBLOS CAMPUS



Location	Code on Map	No. of Vehicles
Lower Parking (Students)	A	180
Lower Parking (Students)	B	180
Science Parking (faculty/Staff/ LAU Vehicles)	C	94
Residence Hall B Outdoor Parking (Dorms Students)	D	13
Residence Hall B Underground Parking (Faculty/Staff)	E	79
Block A Underground Parking (Faculty/Staff)	F	18
Byblos Underground Parking (Students/Faculty/Staff)	G	568
Upper Gate (Faculty/Staff)	I	55
Parking in front of Engineering Laboratories & Research Center (Faculty/Staff)	J	44
Parking behind Frem Civic Center (Faculty/Staff)	K	160
Total No. of Vehicles		1,391



Parking A



Parking B



Parking C



Parking Arial View



Parking G



Parking L



Parking K


SPACE UTILIZATION PER CAMPUS 2016-2017

BEIRUT CAMPUS

Functional Space	Area (m ²)
Academic Space	7,216.76
Academic Support Space	315.00
Common Space	3,796.34
Faculty Space	2,256.13
Housing Space	2,564.80
Library Space	4,728.00
Recreational Space	2,837.50
Staff Space	4,770.26
Grand Total	28,484.79



Academic Space

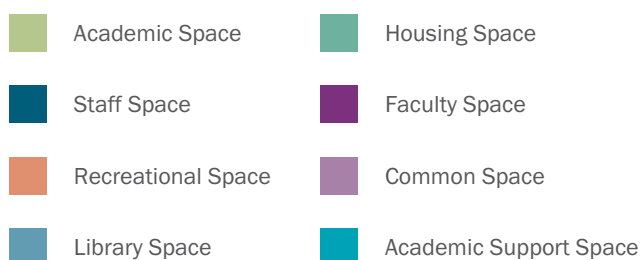
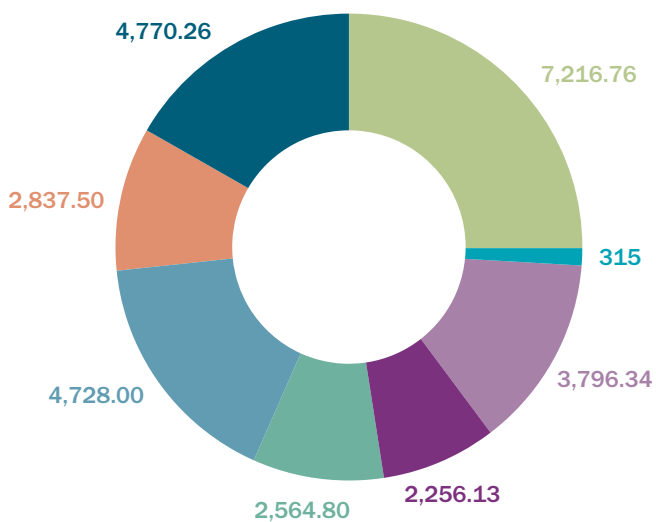


Library Space



Recreational Space

AREAS (m²) FUNCTIONAL SPACE CATEGORY



SPACE UTILIZATION PER CAMPUS 2016-2017

BYBLOS CAMPUS

Functional Space	Area (m ²)
Academic Space	12,072.47
Academic Support Space	65.3
Common Space	6,001.59
Faculty Space	2,590.97
Housing Space	5,594.90
Library Space	1,971.41
Recreational Space	2,109.94
Staff Space	4,146.34
Grand Total	34,552.92



Academic Space

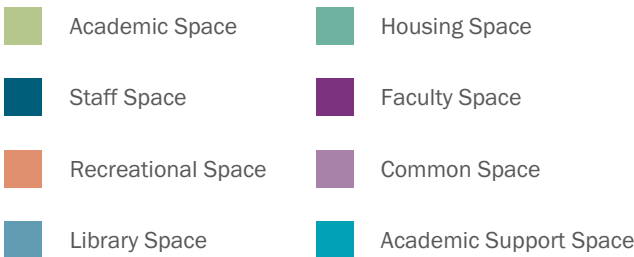
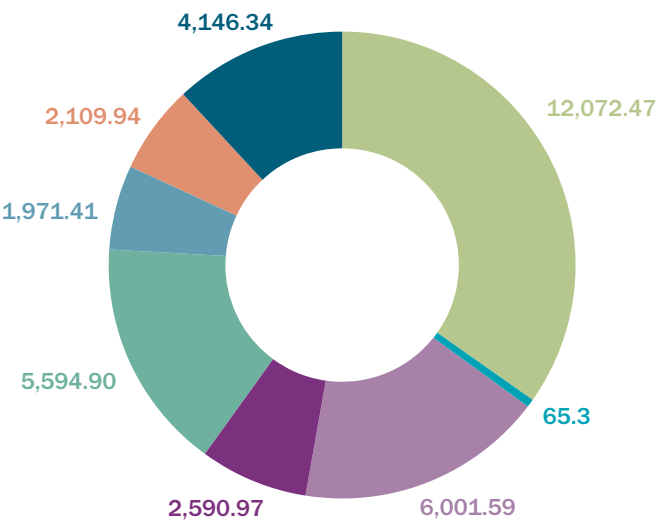


Library Space



Recreational Space

AREAS (m²) FUNCTIONAL SPACE CATEGORY



UPDATE ON BEIRUT CAMPUS PROJECTS 2016-2017

COMPLETED RENOVATION PROJECTS

Upper Gate Pergola

The scope of work included replacing the existing upper gate pergola's metallic structure and refurbish the existing wooden planks. Stamped concrete was poured on the stepping, in addition to the supply and installation of new lighting fixtures.



Sage Hall L3 Biology and Cell Culture Lab

The scope of work included refurbishing Sage Hall 106 office into a Cell Culture Lab and renovate Sage Hall 107 and 108 Biology labs.



University Services L2 Offices 2302 and 2304 Remodeling

The scope of work included dividing a large office space into two private offices to best meet the space needs of the IT Department.



Facilities Management (FM) seeks to provide the university with renovation projects that are safe, code compliant, within defined budgets, and include realistic design and construction milestones.

Safadi Fine Arts Building Computer Classroom

This project included turning an open space cubicles area into a closed, computer equipped classroom. Turning this space into a closed, computer equipped classroom will better serve these students and the academic needs of the university more broadly.



Nicol Hall Driver's Room

The scope of work included minor alteration work to expand and upgrade the drivers' room, including the janitors' area.



Orme-Gray Façade Repair

The scope of work included needed civil work to apply needed maintenance and repair for the Orme-Gray building facade.



UPDATE ON BEIRUT CAMPUS PROJECTS 2016-2017

COMPLETED RENOVATION PROJECTS

Atiyah L7 Offices' Modifications

The scope of work was to demolish an existing storage space to create a new administrative unit to accommodate the needed staffing.



Hitti L2 Fashion Design

The Fashion Design Program has been relocated to Hitti Building temporarily until the completion of the Gezairi major renovation. The project included the needed renovations to provide the needed academic spaces, design studio, sewing room, cutting studio, and office spaces.



Facilities Management (FM) provides architectural and engineering design services and estimates of construction costs and oversees the performance of renovation work by pre-qualified contractors.



UPDATE ON BEIRUT CAMPUS PROJECTS 2016-2017

CAPITAL PROJECTS (CONSTRUCTION/MAJOR RENOVATION)

Gezairi Building Renovation

The project has been awarded for execution in September 2017.

Design development and tender documents have been completed to ensure a physical environment of quality assurance and quality improvement. This building will house the School of Architecture and Design and is designed to meet requirements to pursue relevant accreditation for architectural education.



Render of the Circulation Areas



Render of the Student Lounge



Render of the Lecture Hall



UPDATE ON BEIRUT CAMPUS PROJECTS 2016-2017

CAPITAL PROJECTS (CONSTRUCTION/MAJOR RENOVATION)

Gulbenkian Amphitheater Renovation

The Gulbenkian Amphitheater, located in the Safadi Fine Arts Building, is gearing up for a major renovation project necessary to upgrade and maintain this storied space as one of Lebanon's premier performance venues. The concept design has been approved, design development is in the final phase.



Render of the New Gulbenkian Amphitheater

Irwin Hall Auditorium Renovation

This project includes the renovation of the premises, upgrading the building's systems, renovating the storied Irwin Hall Auditorium and optimizing the utilization of space in order to better accommodate the ever-growing needs of the university's administration. A preliminary design has been prepared and design work is in progress.



Render of the New look of Irwin Hall Auditorium

UPDATE ON BYBLOS CAMPUS PROJECTS 2016-2017

COMPLETED RENOVATION PROJECTS

CHSC Library Additional Study Carrels

The scope of work included the addition of study carrels to best meet the needs of students.



Gate House Refurbishment

The scope of work included needed renovation work to relocate the Protection office to the Gate House.



Science Labs Maintenance Work

The scope of work included minor upgrading work for the Natural Sciences department's labs in the Science Building, level 3.



Facilities Management (FM) provides architectural and engineering design services and estimates of construction costs and oversees the performance of renovation work by pre-qualified contractors.

Block A L5 IT Offices

The scope of work included refurbishing the existing Byblos IT Offices for better internal grouping along with adding a working space and offices for newly recruited staff.



UPDATE ON BYBLOS CAMPUS PROJECTS 2016-2017

COMPLETED RENOVATION PROJECTS

LAU Louis Cardahi Foundation

The scope of work included needed renovations to upgrade the current museum, preserving the history and merging into it technology.



To ensure and enhance the quality of the lived experience during this period, the University undertook a series of additional renovations to provide several new facilities and preserve the current ones.



UPDATE ON BYBLOS CAMPUS PROJECTS 2016-2017

CAPITAL PROJECTS (CONSTRUCTION/MAJOR RENOVATION)


Library & Central Administration Buildings

The Construction of the new Library and Central Administration Buildings is in progress. The Library Building shall be completed in year 2018.

The project, with a built-up area of 8,386m², targets USGBC's LEED Gold certification. Rain water harvesting and re-use is featured at the Byblos' Library and Central Administration project. This project has been designed with low flow sanitary fixtures, achieving 35% water use reduction. Facilities Management are committed to developing sustainable buildings that reduce resource consumption, while protecting the environment and providing a high indoor environmental quality.



Library Building Facade



Library Building Interior Space

UPDATE ON BYBLOS CAMPUS PROJECTS 2016-2017

CAPITAL PROJECTS (CONSTRUCTION/MAJOR RENOVATION)

Byblos Infrastructure & Plants

The project is in its final execution phase and consists of infrastructure plants and networks with their associated earthworks, civil and finishing works along with a 400 m2 maintenance quarter. The Utilities supplied to the Campus are chilled water from a 2,300 TR central cooling plant (extendable to 3,700 TR), heating from a 4,400 kW central heating plant (extendable to 7,350 kW), power from a 9 MW central power plant (extendable to 11 MW), irrigation, domestic and soft water as well as fire fighting from a 3,175 M3 central elevated water reservoir all through distribution networks of 2.5 Km long, including a 0.5 Km underground tunnel.



Aerial View



Utilities Channel



Ballistic Fuel Tanks



Chilled Water Plant




Water Tanks Building



Power Plant



Heating Plant





**DEPARTMENT OF INSTITUTIONAL
RESEARCH AND ASSESSMENT**

Lebanese American University
P.O.Box 5053 – 13 Beirut, Lebanon
Beirut Campus Orme Gray, Level 3
Tel: +961 1 786456 Ext: 1232
E-mail: dira@lau.edu.lb
<http://dira.lau.edu.lb/>