

ACADEMIC AND STUDENT RELATED INFORMATION

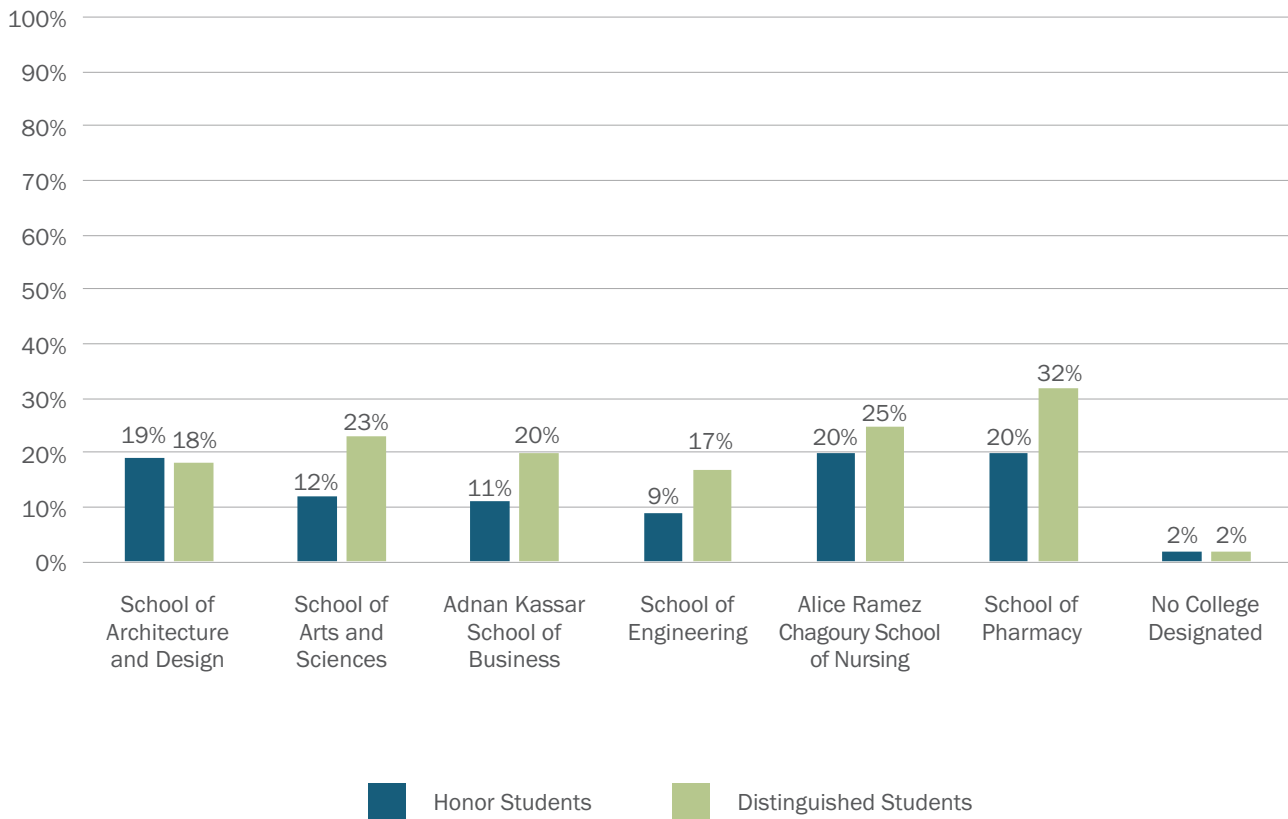


HONOR AND DISTINGUISHED UNDERGRADUATE STUDENTS

FALL 2016

	Undergraduate Enrolled Students	Honor Students		Distinguished Students	
		Number of Students	% of Enrolled Students	Number of Students	% of Enrolled Students
School of Architecture and Design	978	183	19%	174	18%
School of Arts and Sciences	2,290	282	12%	529	23%
Adnan Kassar School of Business	2,208	239	11%	446	20%
School of Engineering	1,465	131	9%	253	17%
Alice Ramez Chagoury School of Nursing	89	18	20%	22	25%
School of Pharmacy	428	85	20%	138	32%
No College Designated	132	2	2%	2	2%
Total	7,590	940	12%	1,564	21%

HONOR AND DISTINGUISHED UNDERGRADUATE STUDENTS



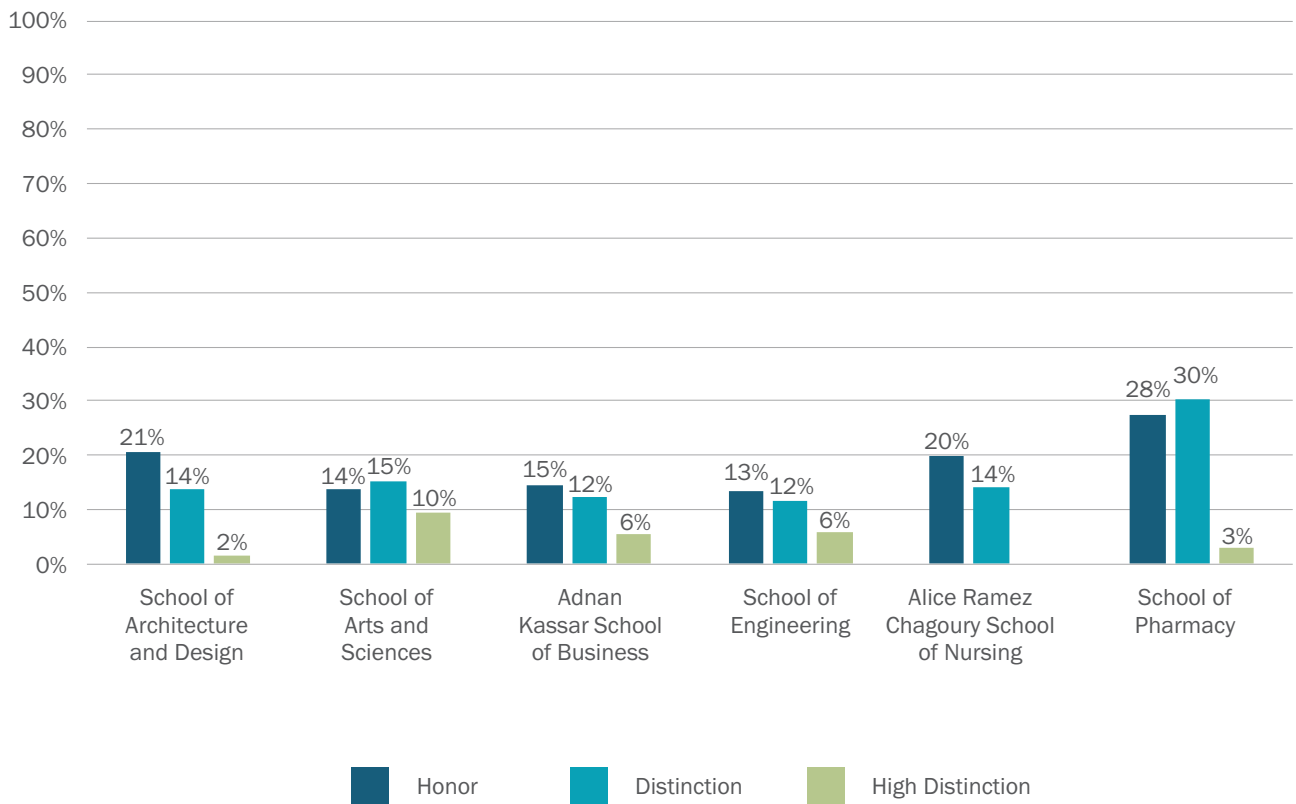
HONOR, DISTINCTION AND HIGH DISTINCTION GRADUATING STUDENTS

ACADEMIC YEAR 2016-2017*

	Graduating Students	Honor		Distinction		High Distinction	
		Number of Students	% of Graduating Students	Number of Students	% of Graduating Students	Number of Students	% of Graduating Students
School of Architecture & Design	197	41	21%	27	14%	3	2%
School of Arts & Sciences	489	68	14%	74	15%	47	10%
Adnan Kassar School of Business	640	93	15%	79	12%	36	6%
School of Engineering	203	27	13%	24	12%	12	6%
Alice Ramez Chagoury School of Nursing	35	7	20%	5	14%		0%
School of Pharmacy	69	19	28%	21	30%	2	3%
Total	1,633	255	16%	230	14%	100	6%

* Includes only undergraduate students.

HONOR, DISTINCTION AND HIGH DISTINCTION GRADUATING STUDENTS



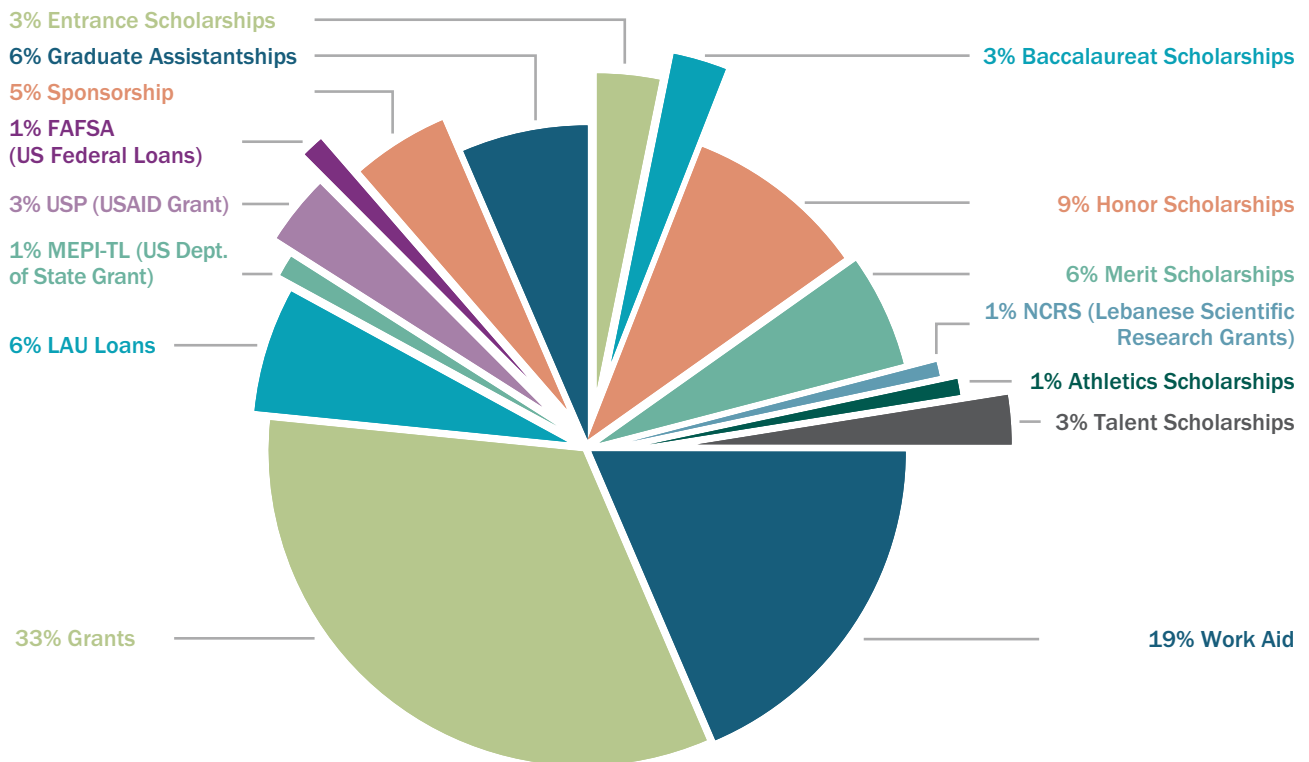
STUDENT FINANCIAL AID PROGRAM

ACADEMIC YEAR 2016-2017

Type	Count	Amount in \$
Entrance Scholarships	263	\$1,037,790.00
Baccalaureat Scholarships	92	\$893,100.00
Honor Scholarships	796	\$3,007,278.72
Merit Scholarships	114	\$1,873,608.25
NCSR (Lebanese Scientific Research Grant)	13	\$232,223.00
Athletic Scholarships	114	\$264,947.25
Talent Scholarships	146	\$822,296.25
Work Aid	2591	\$6,027,560.55
Grants	2555	\$10,737,517.72
LAU Loans	1523	\$2,068,693.65
MEPI-TL (US Dept. of State Grant)	68	\$346,832.50
USP (USAID Grant)	242	\$1,139,998.10
FAFSA (US Federal Loans)	41	\$361,484.00
Sponsorships	372	\$1,591,798.85
Graduate Assistantships	304	\$2,103,827.25
Total	4328	\$32,508,956.09

** Duplicates occur at the level of the number of awards as a student may benefit from more than one type of financial aid, yet the total financial aid headcount is unduplicated.

STUDENT FINANCIAL AID PROGRAM



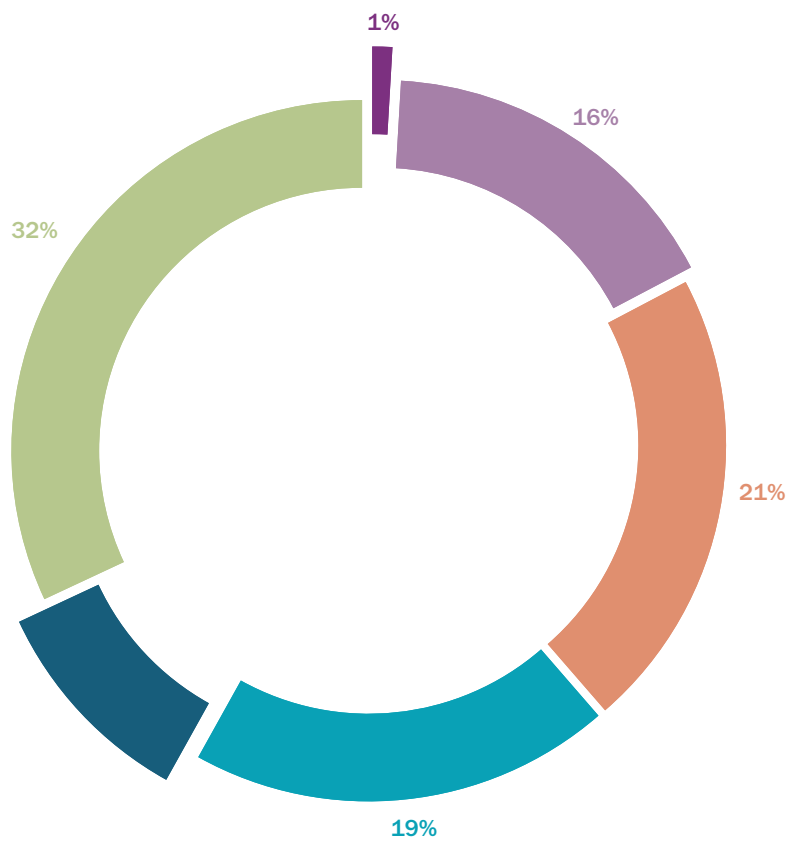
DISTRIBUTION OF FINANCIAL AID AWARDS

ACADEMIC YEAR 2016-2017

	Number of Students	Total Yearly Tuition	Total Yearly Financial Aid in \$
Less than 10%	37	411,620	26,890
Greater or equal to 10% and less than 20%	657	10,654,579	1,510,715
Greater or equal to 20% and less than 30%	857	15,386,913	3,653,901
Greater or equal to 30% and less than 40%	781	14,269,372	4,839,527
Greater or equal to 40% and less than 50%	400	7,132,148	3,072,914
Greater or equal to 50%	1,283	23,252,615	16,939,698
Total	4,015	71,107,247	30,043,645

* Excludes FAFSA (US Federal Loans) and Graduate Assistantships.

DISTRIBUTION OF FINANCIAL AID AWARDS



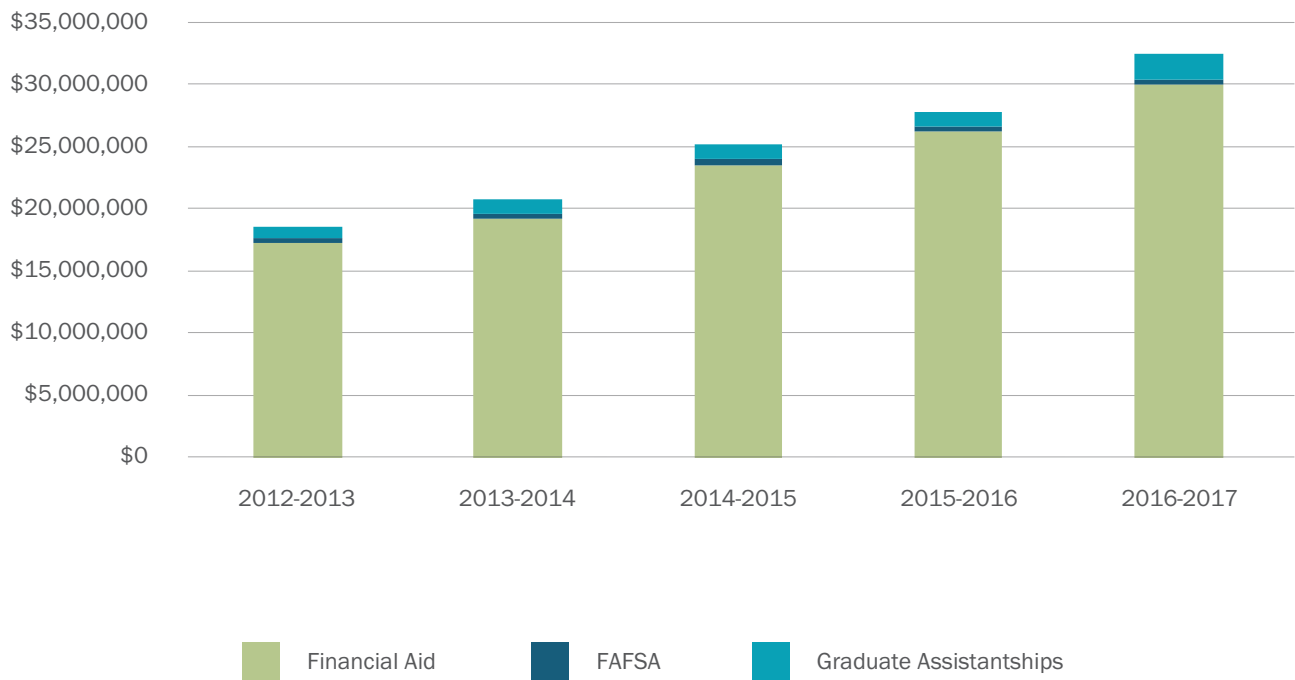
- Less than 10%
- Greater or equal to 30% and less than 40%
- Greater or equal to 10% and less than 20%
- Greater or equal to 40% and less than 50%
- Greater or equal to 20% and less than 30%
- Greater or equal to 50%

TRENDS IN FINANCIAL AID BUDGET

ACADEMIC YEAR 2016-2017

Type	2012-2013	2013-2014	2014-2015	2015-2016	2016-2017
Financial Aid	\$17,230,919.79	\$19,252,078.91	\$23,552,807.00	\$26,254,274.77	\$30,043,644.84
FAFSA	\$377,377.00	\$398,566.00	\$418,986.00	\$329,811.00	\$361,484.00
Graduate Assistantships	\$921,240.15	\$1,133,394.00	\$1,181,898.72	\$1,249,609.62	\$2,103,827.25
Total	\$18,529,536.94	\$20,784,038.91	\$25,153,691.72	\$27,833,695.39	\$32,508,956.09

TRENDS IN FINANCIAL AID BUDGET



TUITION AND FEES

ACADEMIC YEAR 2017-2018

The average undergraduate tuition for the academic year 2017-2018 is \$17,517 per year and the average graduate tuition is \$14,306 per year. Annual tuition fees for doctoral/professional practice programs amount to \$31,650 for students in the School of Medicine and \$24,635 for Pharm.D. students. Tuition varies depending on the degree program.

PROGRAM	Undergraduate Per Term Rate (*)	Per Credit Rate
SCHOOL OF ARCHITECTURE & DESIGN		
Undergraduate Program		
Bachelor of Architecture	\$9,609	\$805
B.A. in Fashion Design	\$9,609	\$805
B.A. in Fine Arts	\$9,609	\$805
B.S. in Graphic Design	\$9,609	\$805
B.A. in Interior Architecture	\$9,609	\$805
B.S. in Interior Design	\$9,609	\$805
Graduate Program (**)		
M.A. in Islamic Art and Architecture	-	\$817
M.A. in Visual Narrative	-	\$817
SCHOOL OF ARTS AND SCIENCES		
B.A. in Arabic Language and Literature	\$7,863	\$655
B.A. in Communication Arts	\$8,700	\$727
B.A. in Education	\$7,863	\$655
B.A. in English	\$7,863	\$655
B.A. in History	\$7,863	\$655
B.A. in Multimedia Journalism	\$8,700	\$727
B.A. in Performing Arts	\$8,700	\$727
B.A. in Philosophy	\$7,863	\$655
B.A. in Political Science	\$7,863	\$655
B.A. in Political Science/International Affairs	\$7,863	\$655
B.A. in Psychology	\$7,863	\$655
B.A. in Social Work	\$7,863	\$655
B.A. in Television and Film	\$8,700	\$727
B.A. in Translation	\$7,863	\$655
B.S. in Bioinformatics	\$8,700	\$727
B.S. in Biology	\$8,700	\$727
B.S. in Chemistry	\$8,700	\$727
B.S. in Computer Science	\$8,700	\$727
B.S. in General Science	\$8,700	\$727

B.S. in Mathematics	\$8,700	\$727
B.S. in Nutrition	\$8,700	\$727
B.S. in Nutrition and Dietetics (Coordinated Program)	-	\$721
Bridge-Arts	\$7,863	\$655
Bridge-Science	\$8,700	\$727
Dietetics Internship	-	\$721
Freshman	\$7,863	\$655
Intensive English	\$7,410	\$617
Teaching Diploma	\$7,863	\$655

Graduate programs ()**

M.A in Education	-	\$735
M.A. in Interdisciplinary Gender Studies	-	\$735
M.A. in International Affairs	-	\$735
M.A. in Migration Studies	-	\$735
M.S. in Applied and Computational Mathematics	-	\$758
M.S. in Computer Science	-	\$758
M.S. in Molecular Biology	-	\$758

ADNAN KASSAR SCHOOL OF BUSINESS

Undergraduate Programs

	\$9,300	\$774
Bridge program	\$9,300	\$774

Graduate Programs ()**

M.A. in Applied Economics		\$825
LL.M. in Business Law		\$825
Master of Business Administration (M.B.A.)		\$825
Executive Master of Business Administration (**)	-	\$840
QBA (Remedial MBA Course)	-	\$825

Interdisciplinary

Executive M.A. in Actuarial Science	-	\$840
-------------------------------------	---	-------

SCHOOL OF ENGINEERING**Undergraduate Program**

B.E. in Civil Engineering	\$9,525	\$795
B.E. in Computer Engineering	\$9,525	\$795
B.E. in Industrial Engineering	\$9,525	\$795
B.E. in Electrical Engineering	\$9,525	\$795
B.E. in Mechanical Engineering	\$9,525	\$795
B.E. in Petroleum Engineering	\$9,525	\$795

Graduate Program ()**

M.S. in Civil and Environmental Engineering	-	\$836
M.S. in Computer Engineering	-	\$836
M.S. in Industrial Engineering and Engineering Management	-	\$836

ALICE RAMEZ CHAGOURY SCHOOL OF NURSING**Undergraduate Program**

New students AY 2017-2018	\$6,676	\$559
Continuing students AY 2016-2017	\$6,450	\$540
Continuing students AY 2015-2016	\$6,084	\$510
Continuing students AY 2014-2015	\$6,084	\$510
Continuing students AY 2013-2014	\$5,950	\$500

SCHOOL OF PHARMACY**Undergraduate Program**

	\$10,140	\$848
--	----------	-------

OTHER

New York Academic Center	-	\$945
Special Students	\$10,238	\$851
Doctoral Research Fees, Sciences	\$4,463	-
Doctoral Research Fees, Humanities	\$1,155	-
Undecided Major	\$8,700	\$727

PROGRAM	ANNUAL TUITION
---------	----------------

GILBERT AND ROSE-MARIE CHAGOURY SCHOOL OF MEDICINE

M.D. Program

New students AY 2017-2018	\$31,650
Continuing students AY 2016-2017	\$30,430
Continuing students AY 2015-2016	\$28,704
Continuing students AY 2014-2015	\$28,704
Continuing students AY 2013-2017	\$27,600

SCHOOL OF PHARMACY

Doctor of Pharmacy - Pharm.D.

\$24,635

(*) 12 Or more credit hours per term

(**) Graduate Programs per credit

(***) Research Doctoral fees are offered to PhD candidates of other universities using the LAU labs.

Exchange rate: 1 US Dollar = Lebanese Pounds 1,507.50

STUDENT HOUSING

FALL 2017

	Number of Rooms Available	Number of Residents	Number of Rooms Occupied	Occupancy Rate
--	---------------------------	---------------------	--------------------------	----------------

RESIDENCE HALL FOR FEMALES

Beirut campus

Orme-Gray Residence Hall	39	73	39	100%
Sam's Off –Campus (LAU-sponsored)	33	60	32	97%

Byblos campus

Residence Hall Block B	55	91	54	98%
Nacouzi (LAU-sponsored)	20	39	20	98%

RESIDENCE HALL FOR MALES

Beirut campus

Capital Suites Residence Hall (Leased)	19	44	19	95%
Sam's Off –Campus (LAU-Sponsored)	10	22	10	90%

Byblos campus

Residence Hall Block B	53	62	40	75%
Residence Hall Block C	24	44	23	96%

AVERAGE HOUSING FEES PER YEAR AY 2017-2018

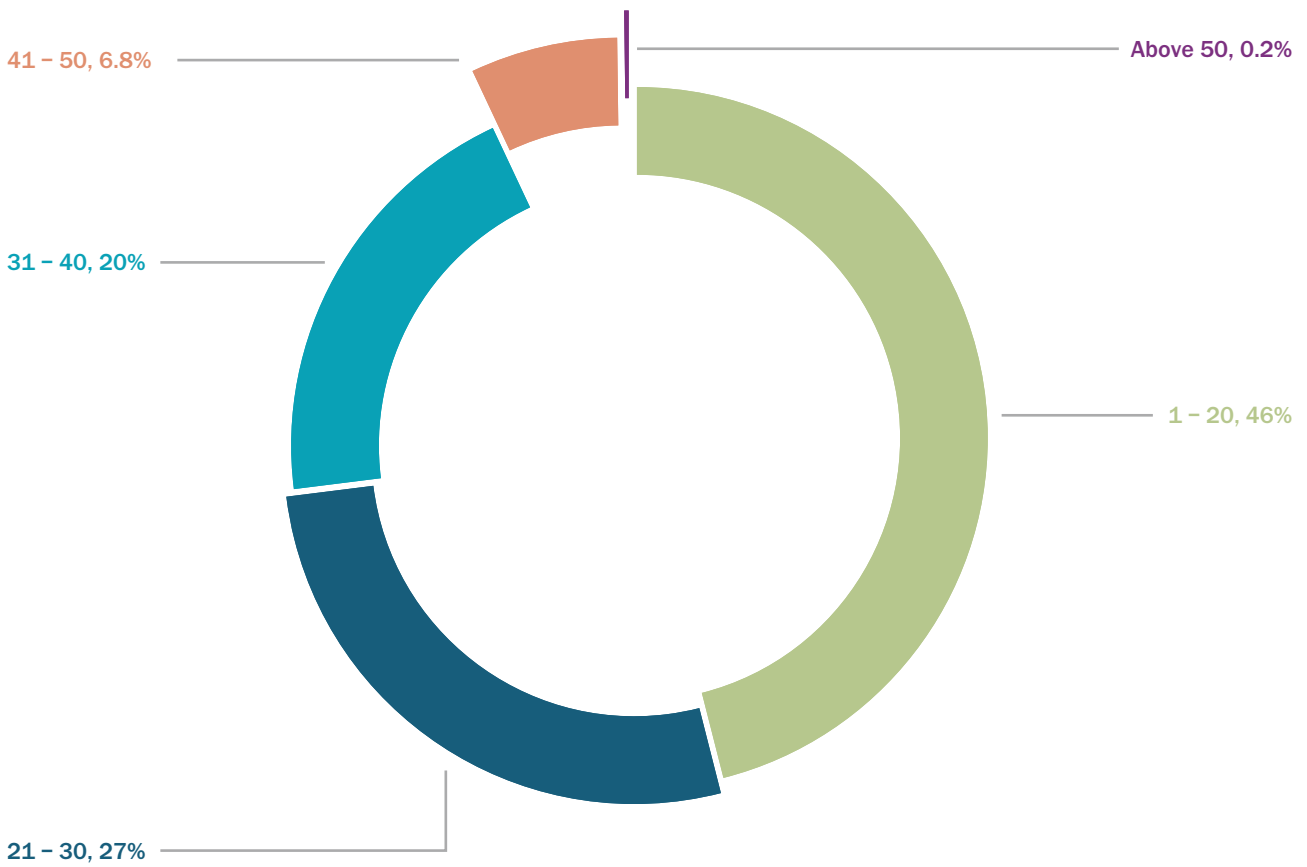
	Beirut campus	Byblos campus	University wide
Single Room	\$9,635	\$6,520	\$8,078
Shared Room	\$6,375	\$4,344	\$5,360

CLASS SIZE

FALL 2017

Schedule Type	1 - 20	21 - 30	31 - 40	41 - 50	Above 50
Lab	196	50	3	2	-
Language	58	198	9	-	-
Lecture	422	252	371	128	4
Seminar	8	5	-	-	-
Studio	198	12	-	-	-
Total	882	517	383	130	4

CLASS SIZE



LIBRARY AND OTHER INFORMATION RESOURCES

ACADEMIC YEAR 2016-2017

Affiliations

The Lebanese American University maintains library affiliations with local, regional and international associations and organizations. These include:

The Lebanese Library Association, since 1995;

The American Library Association, since 1985;

American International Consortium of Academic Libraries (AMICAL), since 2004; AMICAL is an international consortium of American-model, liberal arts institutions of higher learning. Our mission is to advance learning, teaching and research through the collaborative development of library and information services and curricular resources at member institutions;

Lebanese Academic Library Consortium (LALC), since 2002 (four private institutions – the American University of Beirut, the Lebanese American University, Notre-Dame University and the University of Balamand– initially established the Lebanese Academic Library Consortium (LALC), the first library consortium in Lebanon aimed at cooperating in subscriptions to one or more online resources, and have since been joined by Université Saint-Esprit de Kaslik, University Saint Joseph, Beirut Arab University and Haigazian University);

The Lebanese Interlibrary Loan/Document Delivery Services consortium (LIDS), since 2007 (established by LAU in cooperation with Kaslik University, Notre Dame University and University of Balamand, and recently joined by the United Nations Economic and Social Commission for Western Asia - Commission of Lebanon (ESCWA), Haigazian University, Middle East University, Beirut Arab University, American University of Beirut and Banque Du Liban or Lebanese Central Bank);

OCLC, since 2008 (a non-profit library service and research worldwide organization in which almost 25,900 libraries, archives and museums in 170 countries are members.); thanks to a Libraries Very Interested in Sharing (LVIS) agreement signed through OCLC, LAU libraries can now share resources with more than 4000 libraries around the world for free).

Library and Other Information Resources

Expenditures / FTE Student

Materials	\$308.77
Salaries & Wages	\$317.57
Other Operating	\$23.00

Collections

Total print volumes	509,382
Electronic books	329,988
Print/microform serial subscriptions (title number)	657
Print/microform serial subscriptions (volume number)	60,875
Full-text electronic journals	75,665
Microforms – Byblos Campus	12 titles in 150 reels
Total media materials	14,382

Personnel (FTE)

Librarians – Beirut Campus	9.0
Librarians – Byblos Campus	6.0
Other Personnel – Beirut Campus	14.0
Other Personnel – Byblos Campus	7.0

Library Instruction

Total Sessions – Beirut Campus	9
Total Sessions – Byblos Campus	54
Total Attendance – Beirut Campus	89
Total Attendance – Byblos Campus	1,122

Library and Other Information Resources

Reference and Reserves

In-person reference questions/day	85.38
Virtual reference questions/day	4.39
E-reserves: courses supported	437
E-reserves: items on e-reserve	9,203

Circulation (does not include reserves)

Total/FTE student	27.12
Total number of online searches/FTE	48.33
Annual basis: Number of hits to library website	365,304
Semester basis: Number of hits to library website	148,781
Student borrowing through consortia or contracts	0.30

Availability / Attendance

Hours of operation/week – Beirut campus	97.5 hours
Hours of operation/week – Byblos campus	82 hours
Gate counts/year – Beirut campus	564,050
Gate counts/year – Byblos campus	497,939

URL of Information Literacy Reports

libguides.lau.edu.lb

INFORMATION TECHNOLOGY RESOURCES

ACADEMIC YEAR 2016-2017

Information Technology Resources	
COURSE MANAGEMENT SYSTEM	
Number of classes using the system	1,325
Number of students (having seats) on system	35,556
BANDWIDTH	
On-Campus Network	10 Gbps
Off-Campus Access – Commodity Internet	1.1Gbps
Wireless Protocol(s)	802.11b/g/n ac
NETWORK	
Percent of residence halls connected to network	
Wired	100%
Wireless	100%
Percent of classrooms connected to network	
Wired	100%
Wireless	100%
Public wireless ports	5,700
Public computers connected to network	1,601
Public computers connected to network in libraries	338
MULTIMEDIA CLASSROOMS (PERCENT)	
Beirut campus	100%
Byblos campus	100%
SMART CLASSROOMS	
Beirut campus	75 classrooms/ 17 labs
Byblos campus	55 classrooms/ 63 labs
New York campus	10
PUBLIC COMPUTERS	
Beirut campus	615
Byblos campus	986
IT PERSONNEL (FTE)	
Beirut campus	30.0
Byblos campus	12.0

Software Systems and Versions

Students	Banner 8.6.6
Finances	E-business Suite v 12.1.3
Human Resources	E-business Suite v 12.1.3
Advancement	Raiser's edge 7.92
Library	Olib 9 SP9, Ereserve 5.6, Print Management Plus 8.0, Annahar
Portfolio management	Internally developed for the school of Pharmacy
Interactive Video Conferencing	Hitachi StarBoard

STUDENT CLUBS

Clubs are initiated and organized by students, for students, and focus on a wide range of interests including academic majors, culture, sports, human rights and the arts. They provide students with opportunities to engage in extracurricular pursuits and hobbies and to establish diverse relationships, thereby contributing to LAU's goal of developing the whole person.

Beirut Campus	Byblos Campus
Accounting Club	180 Degrees NGO Consulting Club
Aie Club	. Net Student Hub
Animal Care Club	Animals right club
Armenian Club	American Society of Civil Engineering Club (ASCE)
Astronomy Club	American Society of Mechanical Engineers Club (ASME)
Cinema Club	Armenian Club
Citizenship Club	Artificial Intelligence and Cognitive Science Club (AICS)
Civic Welfare Club	Association for Computer Machinery Club (ACM)
Cultural Clubs	Astronomy Club
Cycling Club	Book Club
Debate Club	Cedars Club
Drama Club	Chess Club
Economics Club	Civic Welfare Club
Entrepreneurship Club	Consulting Club
Environment Club	Empowerment through integration Club
Event Organization Club	Dance Club
Finance Club	Economics Club
Football Fans Club	Engineers without borders Club
Gamers Club	Environmental Club
Hiking & Camping Club	First responders Club
Hospitality Club	Football fan club
Human Rights Club	Human Rights Club
Information Technology Club	IEEE-Student Branch
International Affairs Club	IISE(Institute of Industrial and Systems Engineers) Club
Intersectional Feminist Club	International Affairs Club
Invention Club	LAU Chem Club

Beirut Campus**Byblos Campus**

Japanese Group

LAU's people society Club

Journalism Club

Medical Students Association (MSA)- Byblos Club

Management Club

Music Club

Mathematics Club

Naphas Club

Music Club

Nursing Club

Nutrition Club

Nutrition Club

Palestinian Cultural Club

Palestinian Club

Parkour Club

Petroleum Engineering Club

Pre-Med Club

Photography Club

Psychology Club

Pioneers of hope Club

Red Cross Club

Premed society Club

Safety Awareness Club

Psychology Club

Saudi Arabia Cultural Club

Robotics Club

Social Work Club

Rotaract Club

Syrian Cultural Club

Student volunteering Club

TEDxLAU Club

Social Campus life Club

The Page Turner Club

Survival Team

UNESCO Club

CENTERS AND INSTITUTES

The Lebanese American University boasts a total of 18 specialized centers and institutes, offering vast opportunities for research and training. These centers and institutes hold conferences, workshops, seminars and community outreach programs throughout the year, providing specialized knowledge, training and access to information and resources to students, researchers, faculty and professionals around the globe.

Centers and Institutes

Center for Lebanese Heritage

Center for Lebanese Studies

Center for Teaching and Learning

CISCO Institute

Institute for Banking and Finance

Institute for Human Genetics

Institute for Migration Studies

Institute for Social Justice and Conflict Resolution

Institute for Women's Studies in the Arab World

Institute of Family and Entrepreneurial Business

Institute of Hospitality and Tourism Management Studies

Institute of Human Resources

Institute of Islamic Art and Architecture

Software Institute

Summer Institute for Intensive Arabic Language and Culture

Teacher Training Institute

University Assessment Resource Cluster

Urban Planning Institute