



FACTS & FIGURES

Contents

About the Institution.....	4
Institutional Accreditation	5
Program Accreditation	5
1. School of Architecture and Design.....	5
2. School of Arts and Sciences	5
3. Adnan Kassar School of Business	6
4. School of Engineering	6
5. Gilbert and Rose-Marie Chagoury School of Medicine.....	6
6. Alice Ramez Chagoury School of Nursing	7
7. School of Pharmacy.....	7
Rankings	7
Schools and Academic Programs - Fall 2022.....	8
1. School of Architecture & Design	8
2. School of Arts & Sciences.....	8
3. Adnan Kassar School of Business	10
4. School of Engineering	10
5. Gilbert and Rose-Marie Chagoury School of Medicine.....	12
6. Alice Ramez Chagoury School of Nursing	13
7. School of Pharmacy.....	13
Degree Programs Offered - Fall 2022	14
Admissions by School and Level - Fall 2022	15
Financial Aid Program – AY 2021-2022	16
Distribution of Financial Aid by Type	17
Enrollment by School and Level - Fall 2022	18
Enrollment Trends.....	19
Students Characteristics – Fall 2022	20
Retention Rates: First Time Students - Cohort Fall 2021	21

150% Graduation Rates - Cohort Fall 2014.....	22
Employment Rates up to 12 Months after Graduation – AY 2020-2021.....	23
Degrees Granted July 1, 2021 to June 30, 2022*	24
Faculty – Fall 2022.....	25
Staff – Fall 2022.....	25
Finances 2021-2022	26
Expenses by Function.....	26
Revenue Budget.....	27
Expense Budget.....	28
Library Collections 2021-2022	29
Alumni.....	30
Physical Facilities.....	31

About the Institution

Control: Private, not-for-profit, independent

Type: Coeducational

Academic Calendar: A fall and spring semester in addition to one summer session

Degrees offered: Bachelor's, Master's, Post-bachelor's Certificate, Post Graduate Diploma and Doctoral Degree-Professional Practice.

Schools: School of Architecture and Design, School of Arts and Sciences, Adnan Kassar School of Business, School of Engineering, Gilbert & Rose-Marie Chagoury School of Medicine, Alice Ramez Chagoury School of Nursing and School of Pharmacy.

Degree programs: Academic offerings include 62 degree programs: 36 bachelor's degree programs, 21 master's degree programs, 2 professional degree programs, 1 graduate diploma and 2 post-bachelor's certificates.

Mission: Lebanese American University is committed to academic excellence, student centeredness, civic engagement, the advancement of scholarship, the education of the whole person, and the formation of leaders in a diverse world.

Charter: LAU is chartered by the Board of Regents of the University of the State of New York. The University of the State of New York is the sole entity authorized by the State of New York to incorporate higher education institutions and authorize them to confer degrees.

Recognition: Degrees awarded by the Lebanese American University are officially registered with the Ministry of Higher Education in Lebanon and with the Board of Education in the State of New York.

Institutional Accreditation

LAU is accredited by the **New England Commission of Higher Education (NECHE)**, formerly the Commission on Institutions of Higher Education of the New England Association of Schools and Colleges, Inc.

Program Accreditation

1. School of Architecture and Design

Bachelor of Architecture

The Bachelor of Architecture program has been granted initial accreditation as of 2019, by the National Architectural Accrediting Board (NAAB), which accredits architecture programs in the United States. The program is the first in Lebanon and the third outside the United States to receive NAAB accreditation: <https://www.naab.org/>.

In addition to being recognized by the Ministry of Education in Lebanon, the Bachelor of Architecture is officially recognized by the Ministry of Culture in France.

Bachelor of Design Programs

The School of Architecture & Design at LAU earned the National Association of Schools of Art & Design (NASAD) Accreditation in 2020. The NASAD accreditation covers the BA in Fine Arts, the BFA in Interior Design, the BFA in Graphic Design and the BFA in Fashion Design and the Master in Islamic Art.

For more information on NASAD: <https://nasad.arts-accredit.org/> .

2. School of Arts and Sciences

Bachelor of Science in Computer Science

LAU's B.S. in Computer Science program is accredited by the Computing Accreditation Commission of ABET, <https://www.abet.org>.

Bachelor of Science in Nutrition and Dietetics Coordinated Program (CP)

The BS in Nutrition and Dietetics Coordinated Program (CP) at the School of Arts and Sciences has been granted candidacy for accreditation by the Accreditation Council for Education in Nutrition and Dietetics (ACEND), the accrediting agency for the Academy of Nutrition and Dietetics (AND) in the US. As the first step in a four-year accrediting process, the candidacy by ACEND grants current and future students the same rights of a fully accredited program.

Out of only seven international programs with ACEND accreditation, the CP in the Department of Natural Sciences is the second dietetics education program to offer students the opportunity to sit for the Commission on Dietetic Registration (CDR) examination to become Registered Dietitian Nutritionist (RDN) upon program completion.

3. Adnan Kassar School of Business

The Adnan Kassar School of Business (AKSOB) at the Lebanese American University (LAU) is accredited by the Association to Advance Collegiate Schools of Business (AACSB) International. In addition, AKSOB's Hospitality and Tourism Program is accredited by the Accreditation Commission for Programs in Hospitality Administration (ACPHA).

AKSOB's portfolio includes three undergraduate degree programs: Bachelor of Science in Business, Bachelor of Science in Economics, and BS in Business Emphasis Hospitality and Tourism Management; and four minor programs: Minor in Business, Minor in Data Analytics, Minor in Economics, and Minor in Hospitality and Tourism Management ; in addition to seven graduate programs: Master of Business Administration (MBA), MBA in Business Analytics (online), Executive MBA, Online MBA in Global Business Administration, Master of Arts in Applied Economics, Master of Laws and Master of Science in Human Resources Management

4. School of Engineering

Bachelor of Engineering Programs

- The B.E. in Civil Engineering is accredited by the Engineering Accreditation Commission of ABET, <http://www.abet.org>
- The B.E. in Computer Engineering is accredited by the Engineering Accreditation Commission of ABET, <http://www.abet.org>
- The B.E. in Electrical Engineering is accredited by the Engineering Accreditation Commission of ABET, <http://www.abet.org>
- The B.E. in Industrial Engineering is accredited by the Engineering Accreditation Commission of ABET, <http://www.abet.org>
- The B.E. in Mechanical Engineering is accredited by the Engineering Accreditation Commission of ABET, <http://www.abet.org>

In addition, the B.E. in Civil Engineering, B.E. in Computer Engineering, B.E. in Electrical Engineering, B.E. in Industrial Engineering and B.E. in Mechanical Engineering are accredited by the Federation of Arab Engineers.

5. Gilbert and Rose-Marie Chagoury School of Medicine

Doctor of Medicine

The MD program has received on September 1, 2021 a two-year provisional accreditation from the Turkish Association for Evaluation and Accreditation of Medical Education Programs (TEPDAD), a World Federation for Medical Education (WFME)-recognized accreditation agency. The provisional accreditation allows LAU MD students and graduates to apply for an Educational Commission for Foreign Medical Graduates (ECFMG) certification, and

is equivalent to a full accreditation in terms of opportunities provided. TEPDAD introduced the provisional status due to COVID-19-related restrictions and the absence of on-site visits required to determine full status.

6. Alice Ramez Chagoury School of Nursing

Bachelor of Science in Nursing

“The Bachelor of Science in Nursing at the Lebanese American University- Alice Ramez Chagoury School of Nursing is accredited by the Commission on Collegiate Nursing Education, 655 K Street, NW, Suite 750, Washington, DC 20001, (202)-887-6791.”

7. School of Pharmacy

Doctor of Pharmacy

The School of Pharmacy is a full member of the American Association of Colleges of Pharmacy (AACP). Currently, the Doctor of Pharmacy program at LAU is the only one outside the United States of America that is accredited by the Accreditation Council for Pharmacy Education (ACPE). Pharm.D. graduates are eligible for licensure as pharmacists in U.S. state boards of pharmacy.

Rankings

Entity	Rank
THE World University Rankings by Subject 2023	No. 1 in Business and Economics in Lebanon
	No.3 in Clinical Health in Lebanon
	No. 1 in Social Sciences in Lebanon
THE World University Rankings 2023	No. 2 In Lebanon
	No. 1 in International Outlook in Lebanon
THE Impact Rankings 2022	No. 1 in Lebanon on SDG 1, No Poverty, and SDG 8, Decent Work and Economic Growth
	Ranked in 101-200 bracket worldwide
THE Arab University Rankings 2021	No. 2 In Lebanon
THE Asia University Rankings 2022	No. 2 In Lebanon
QS World University Rankings 2023	No. 5 in Lebanon
QS University Rankings in the Arab Region 2023	No. 3 in Lebanon
	No. 22 in the Arab World
QS World University Rankings by Subject 2022	No. 2 in Petroleum Engineering in Lebanon
	No. 2 in Business & Management Studies in Lebanon
	No. 3 in Computer Science and Information Systems
QS Graduate Employability Rankings 2022	No. 2 In Lebanon
QS Global MBA 2023	No. 2 In Lebanon

Schools and Academic Programs - Fall 2022

1. School of Architecture & Design

The School of Architecture and Design is committed to high educational standards, offering programs within an open, creative, and multidisciplinary studio culture.

Taught by faculty drawn from a large pool of local talent as well as visiting professors, students acquire the breadth of knowledge and the skills necessary to tackle various artistic and design problems.

Programs Offered:

Bachelor of Architecture (176 credits)

BFA in Fashion design (128 credits)

BA in Fine Arts (92 credits)

BFA in Graphic Design (110 credits)

BFA in Interior Design (120 credits)

MA in Islamic Art (30 credits)

2. School of Arts & Sciences

The School of Arts and Sciences, LAU's oldest academic unit, embodies the university's liberal arts tradition. Renowned for its broad range of well-established programs, the school takes pride in its mandate to cultivate students' critical thinking and communication skills.

Programs Offered:

BA in Arabic Language & Literature (92 credits)

BA in Performing Arts (92 credits)

BA in Communication (92 credits)

BA in Education (92 credits)

BA in English (92 credits)

BA in History (92 credits)

BA in Multimedia Journalism (92 credits)
BA in Philosophy (92 credits)
BA in Political Science/International Affairs (92 credits)
BA in Psychology (92 credits)
BA in Television & Film (92 credits)
BA in Translation (92 credits)
BS in Bioinformatics (100 credits)
BS in Biology (96 credits)
BS in Chemistry (94 credits)
BS in Computer Science (92 credits)
BS in Mathematics (92 credits)
BS in Nutrition and Dietetics (96 credits) *

The BS in Nutrition and Dietetics does not lead to New York State certification. Dietitians and nutritionists do not have the authority to independently engage in the ordering of medical nutrition therapy in New York State.

BS in Nutrition & Dietetics Coordinated Program (123 credits)*

The BS in Nutrition & Dietetics - Coordinated Program does not lead to New York State certification. Dietitians and nutritionists do not have the authority to independently engage in the ordering of medical nutrition therapy in New York State.

MA in Education (30 credits)
MA in Interdisciplinary Gender Studies (30 credits)
MA in International Affairs (30 credits)
MA in Migration Studies (30 credits)
MS in Applied & Computational Mathematics (30 credits)
MS in Biological Sciences (30 credits)
MS in Computer Science (30 credits)
Online MS in Computer Science (30 credits)
Teaching Diploma in Education (21 credits)
Diploma in Learning Disability & Giftedness (21 credits)

3. Adnan Kassar School of Business

As one of the oldest autonomous American-style business schools in the Middle East, the Adnan Kassar School of Business (AKSOB) is committed to excellence in teaching, scholarly and applied research, and professional service. AKSOB is among the 5 percent of business schools worldwide to be accredited by the Association to Advance Collegiate Schools of Business (AACSB).

The school's undergraduate and graduate programs prepare students for the evolving world of business, enabling them to use the appropriate learning, technology and decision-making tools to understand the global impact of economic conditions and cultural dimensions.

Program Offered:

BS in Business (92 credits)
BS in Economics (92 credits)
BS in Business Emphasis Hospitality & Tourism Management (92 credits)
Executive Master of Business Administration (EMBA) (36 credits)
LLM Master of Laws (30 credits)
MA in Applied Economics (30 credits)
MSc in Human Resources Management (30 credits)
Master of Business Administration (MBA) (39 credits)
Online MBA in Global Business Administration (33 credits)
MBA in Business Analytics (Online) (33 credits)

4. School of Engineering

The School of Engineering combines rigorous academics with a dynamic solid foundation that equips talented engineers for success in their professional and civic lives.

The school offers a range of leading-edge courses and houses a host of state-of-the-art research laboratories. The integrated style of learning and teaching through laboratory classes, project work, and industry-sponsored fieldwork enables students to become more independent and to think critically.

Program Offered:

BE in Civil Engineering (150 credits)
BE in Computer Engineering (150 credits)
BE in Electrical Engineering (150 credits)
BE in Industrial Engineering (150 credits)
BE in Mechanical Engineering (150 credits)
BE in Mechatronics Engineering (150 credits)
BE in Petroleum Engineering (150 credits)
MS in Civil & Environmental Engineering (30 credits)
MS in Computer Engineering (30 credits)
MS in Industrial Engineering & Engineering Management (30 credits)
MS in Mechanical Engineering (30 credits)
Professional Online Joint Diploma in Green Technologies

5. Gilbert and Rose-Marie Chagoury School of Medicine

Conceived and designed in collaboration with Harvard Medical International, the Gilbert and Rose-Marie Chagoury School of Medicine offers a multidisciplinary American-model curriculum that fosters critical thinking, promotes lifelong learning, and employs new pedagogical evaluation and assessment tools.

The school prepares students for the challenges of real-world situations through its many resources, including the school's cutting-edge Clinical Simulation Center and its clinical and basic sciences research lab.

Furthermore, students can gain training and earn scholarships through the school's local and international affiliations in research and clinical medicine.

The school's main clinical training center is the LAU Medical Center-Rizk Hospital and the LAU Medical Center-St John's Hospital (planned for summer 2020). LAU's medical students also train with a number of health facilities through affiliation/agreement arrangements.

Degrees Offered:

Doctor of Medicine*

Pending completion of registration formalities with the New York State Education Department

6. Alice Ramez Chagoury School of Nursing

The Alice Ramez Chagoury School of Nursing's comprehensive curriculum emphasizes professional nursing standards, patient-centered care, and ethical practice. Built on a liberal arts foundation, the curriculum complements nursing science with knowledge from the biomedical and social sciences, thereby allowing graduates to pursue licensure as registered nurses in Lebanon and around the world.

Demonstrating the school's excellence, the majority of nursing students are hired immediately upon graduation in top hospitals and NGOs across Lebanon, while others go on to pursue their graduate studies in high-ranking universities in Lebanon and abroad.

Degrees Offered:

BS in Nursing (103 credits)

7. School of Pharmacy

The School of Pharmacy offers unique educational programs that emphasize biomedical, pharmaceutical, social, behavioral, administrative and clinical sciences, as well as soft skills and service learning, all of which are essential to better serve patients and the community. Over the past five years, pharmacy graduates have maintained an average pass rate of 91 percent on the North American Pharmacy Licensing Exam (NAPLEX®) and 100 percent on the Lebanese National Competency Assessment Examination (Colloquium). Graduates are well-placed to pursue graduate studies, postgraduate residencies, or work in diverse fields such as community and hospital pharmacies, clinical settings, pharmaceutical sales, pharmaceutical industry, and academia.

Degrees Offered:

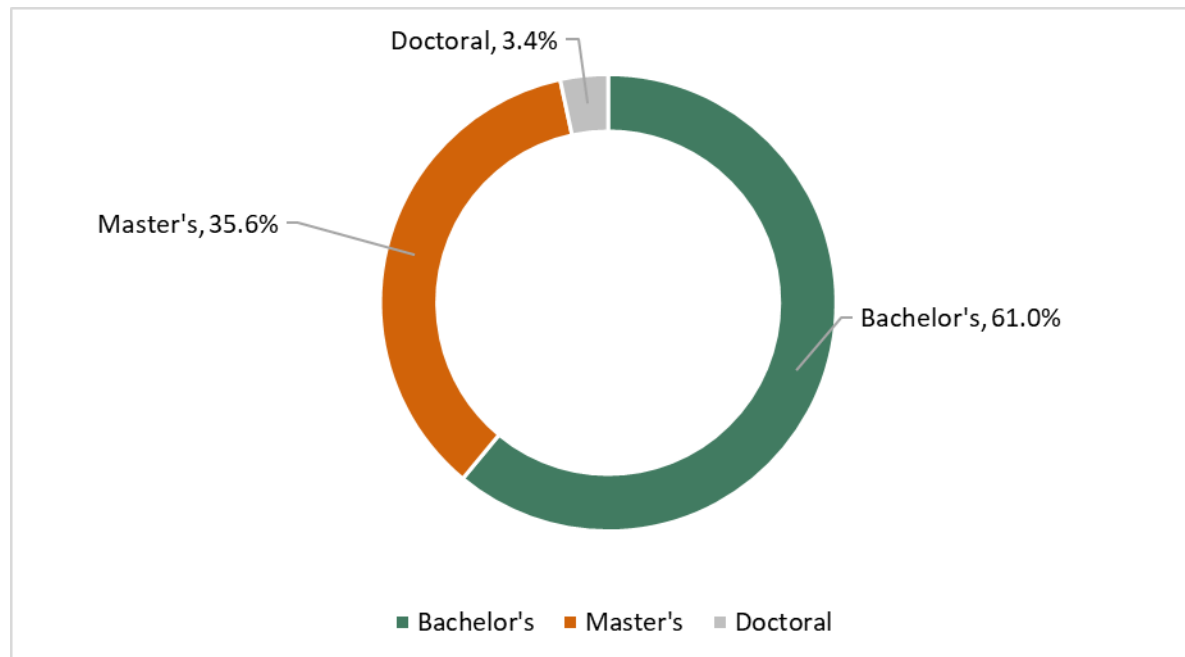
BS in Pharmacy (174 credits)

MS in Pharmaceutical Development & Management (36 credits)

Doctor of Pharmacy (201 credits)

Degree Programs Offered - Fall 2022

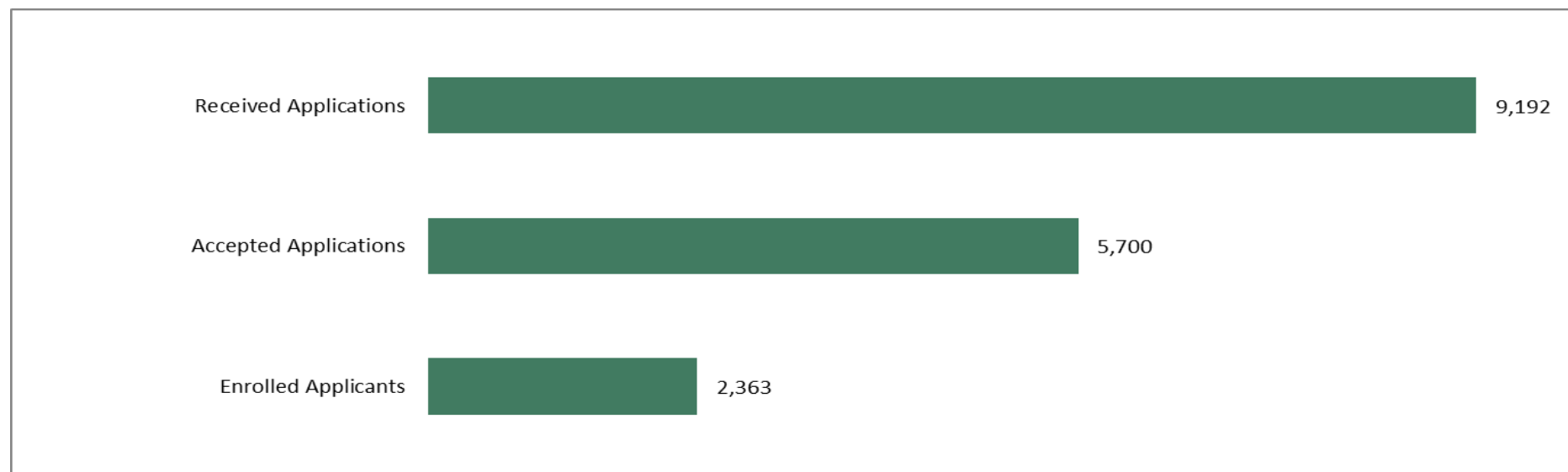
School	Bachelor	Master	Doctoral – Professional Practice
<i>School of Architecture & Design</i>	5	1	
<i>School of Arts and Sciences</i>	19	8	
<i>Adnan Kassar School of Business</i>	3	7	
<i>School of Engineering</i>	7	4	
<i>Gilbert & Rose-Marie Chagoury School of Medicine</i>			1
<i>Alice Ramez Chagoury School of Nursing</i>	1		
<i>School of Pharmacy</i>	1	1	1
Total	36	21	2



Admissions by School and Level - Fall 2022

School	Undergraduate			Graduate			Doctoral – Professional Practice		
	Applied	Accepted	Enrolled	Applied	Accepted	Enrolled	Applied	Accepted	Enrolled
<i>School of Architecture & Design</i>	492	355	141	1	1	0			
<i>School of Arts and Sciences</i>	4,041	2,603	1,025	246	98	57			
<i>Adnan Kassar School of Business</i>	1,363	928	434	324	219	111			
<i>School of Engineering</i>	1,645	980	326	27	5	2			
<i>Gilbert & Rose-Marie Chagoury School of Medicine</i>							391	113	60
<i>Alice Ramez Chagoury School of Nursing</i>	260	120	54						
<i>School of Pharmacy</i>	282	194	88	11	5	3	73	45	37
<i>No College Designated **</i>	31	30	23	5	4	2			
Total	8,114	5,210	2,091	614	332	175	464	158	97
% Accepted / Applied	64.21%			54.07%			34.05%		
% Enrolled / Accepted	40.13%			52.71%			61.39%		

** Includes Special, Exchange, Study Abroad and Transition students.



Financial Aid Program – AY 2021-2022

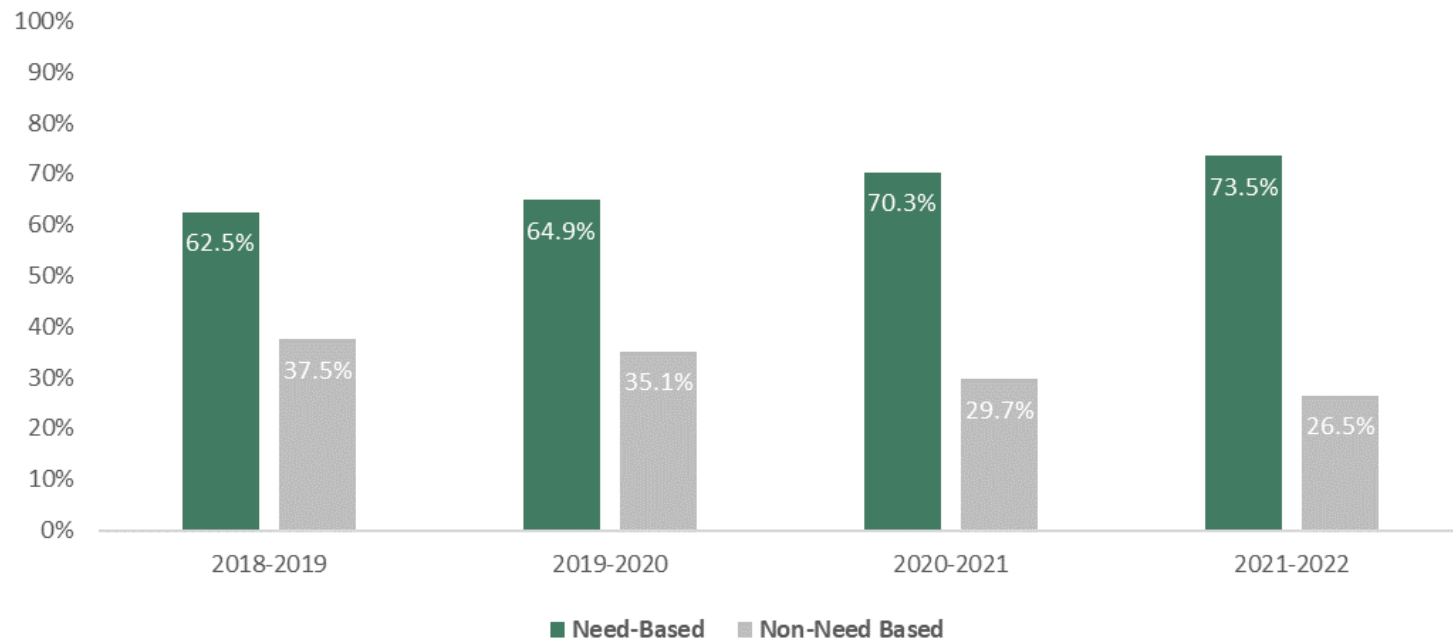
Type of Aid	Headcount	Amount
<i>Entrance Scholarships</i>	651	\$ 1,998,509.70
<i>Baccalaureate Scholarships</i>	466	\$ 4,164,051.07
<i>Honor Scholarships</i>	1,338	\$ 5,982,883.80
<i>Merit Scholarships</i>	133	\$ 2,494,572.70
<i>NCSR (Lebanese Scientific Research Grant)</i>	11	\$ 200,774.00
<i>Athletic Scholarships</i>	158	\$ 376,438.05
<i>Talent Scholarships</i>	145	\$ 893,220.00
<i>Grants</i>	4,950	\$ 48,669,790.41
<i>LAU Loans</i>	69	\$ 829,937.40
<i>MEPI-TL (US Dept. of State Grant)</i>	242	\$ 4,934,402.00
<i>USP (USAID Grant)</i>	243	\$ 6,521,828.13
<i>FAFSA (US Federal Loans)</i>	6	\$ 37,033.00
<i>Sponsorships</i>	594	\$ 2,500,263.10
<i>Graduate Assistantships</i>	402	\$ 3,183,981.93
Total	6,518**	\$82,787,685.29

** Duplicates occur at the level of the number of awards as a student may benefit from more than one type of financial aid, yet the total financial aid headcount is unduplicated.

Distribution of Financial Aid by Type

	Need-Based	Non-Need Based	Total
2017-2018	\$21,767,777.14	\$12,295,763.18	\$34,063,540.32
2018-2019	\$23,664,158.47	\$14,224,905.05	\$37,889,063.52
2019-2020	\$29,403,070.25	\$15,868,967.64	\$45,272,037.89
2020-2021	\$50,868,059.42	\$21,465,476.76	\$72,333,536.18
2021-2022	\$60,860,169.35	\$21,927,515.94	\$82,787,685.29

Trends in Financial Aid Distribution



Enrollment by School and Level - Fall 2022

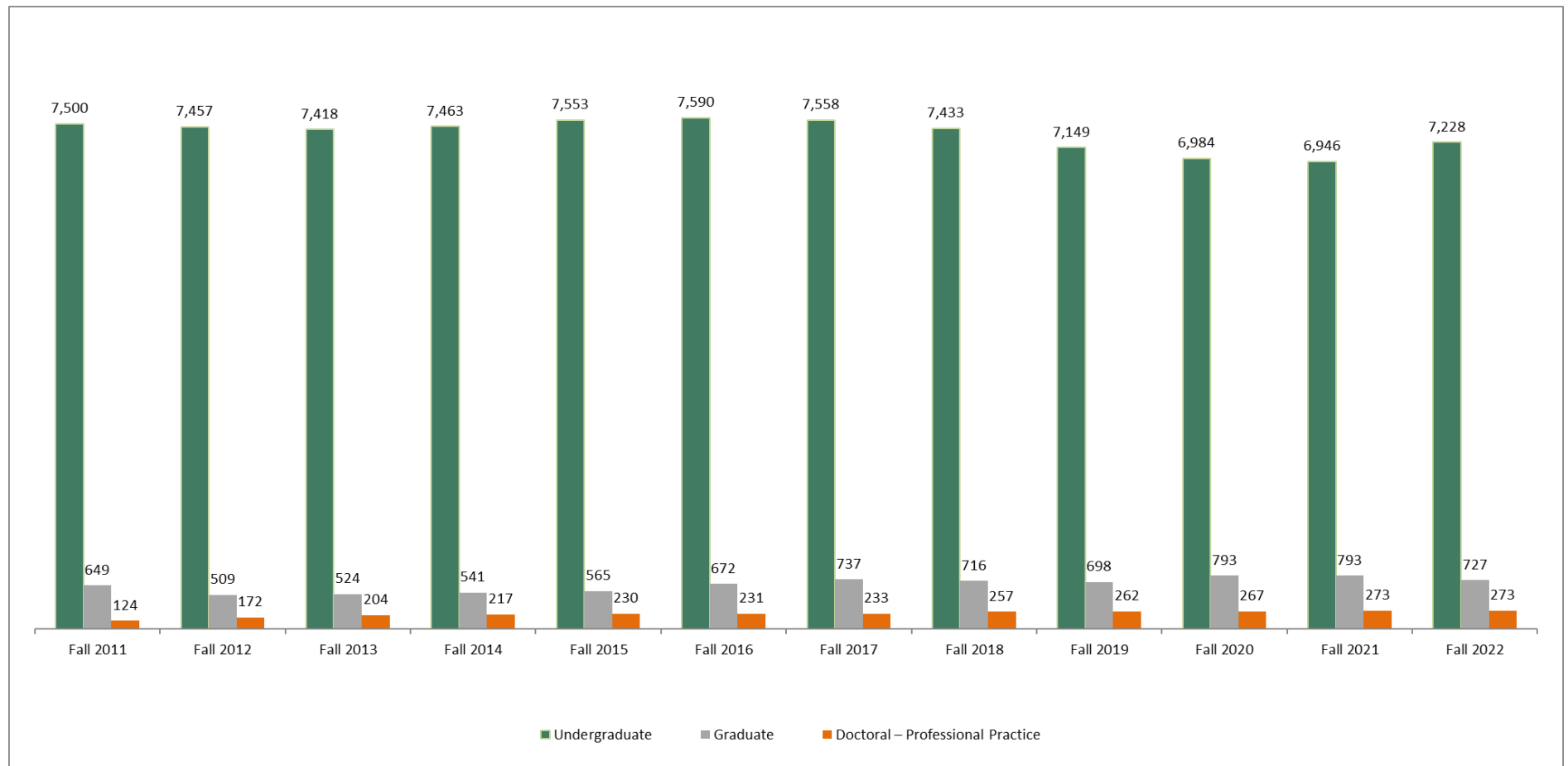
School	Undergraduate			Graduate			Professional		
	Female	Male	Total	Female	Male	Total	Female	Male	Total
<i>School of Architecture & Design</i>	475	119	594	14	1	15			
<i>School of Arts & Sciences</i>	1,707	1,159	2,866	188	72	260			
<i>Adnan Kassar School of Business</i>	701	1,161	1,862	187	222	409			
<i>School of Engineering</i>	326	904	1,230	10	11	21			
<i>Gilbert & Rose-Marie Chagoury School of Medicine</i>							123	113	236
<i>Alice Ramez Chagoury School of Nursing</i>	155	55	210						
<i>School of Pharmacy</i>	316	67	383	16	4	20	36	1	37
<i>No College Designated</i>	40	43	83	1	1	2			
Total	3,720	3,508	7,228	416	311	727	159	114	273
% of Total	51%	49%	100%	57%	43%	100%	58%	42%	100%

Total Enrollment for Fall 2022 for LAU is 8,228: 4,295 Females and 3,933 Males.

** Includes Special, Exchange, Study Abroad and Transition students.

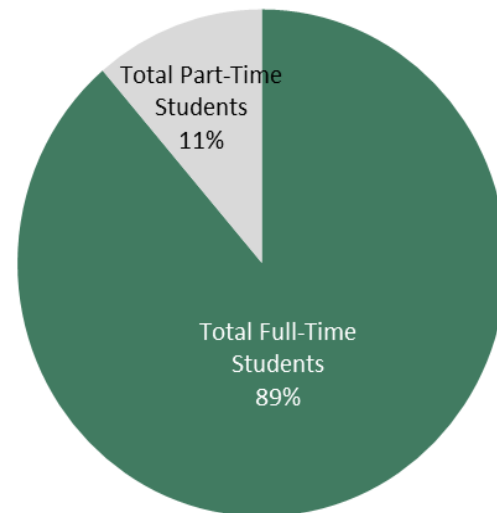
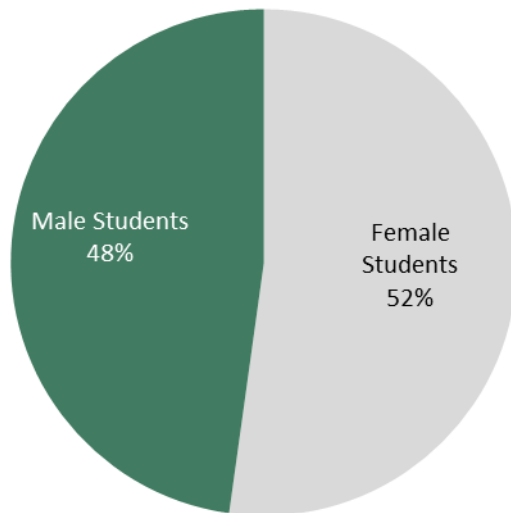
Enrollment Trends

	Fall 2011	Fall 2012	Fall 2013	Fall 2014	Fall 2015	Fall 2016	Fall 2017	Fall 2018	Fall 2019	Fall 2020	Fall 2021	Fall 2022
Undergraduate	7,500	7,457	7,418	7,463	7,553	7,590	7,558	7,433	7,149	6,984	6,946	7,228
Graduate	649	509	524	541	565	672	737	716	698	793	793	727
Doctoral – Professional Practice	124	172	204	217	230	231	233	257	262	267	273	273
Total by university	8,273	8,138	8,161	8,221	8,348	8,493	8,528	8,406	8,109	8,044	8,012	8,228



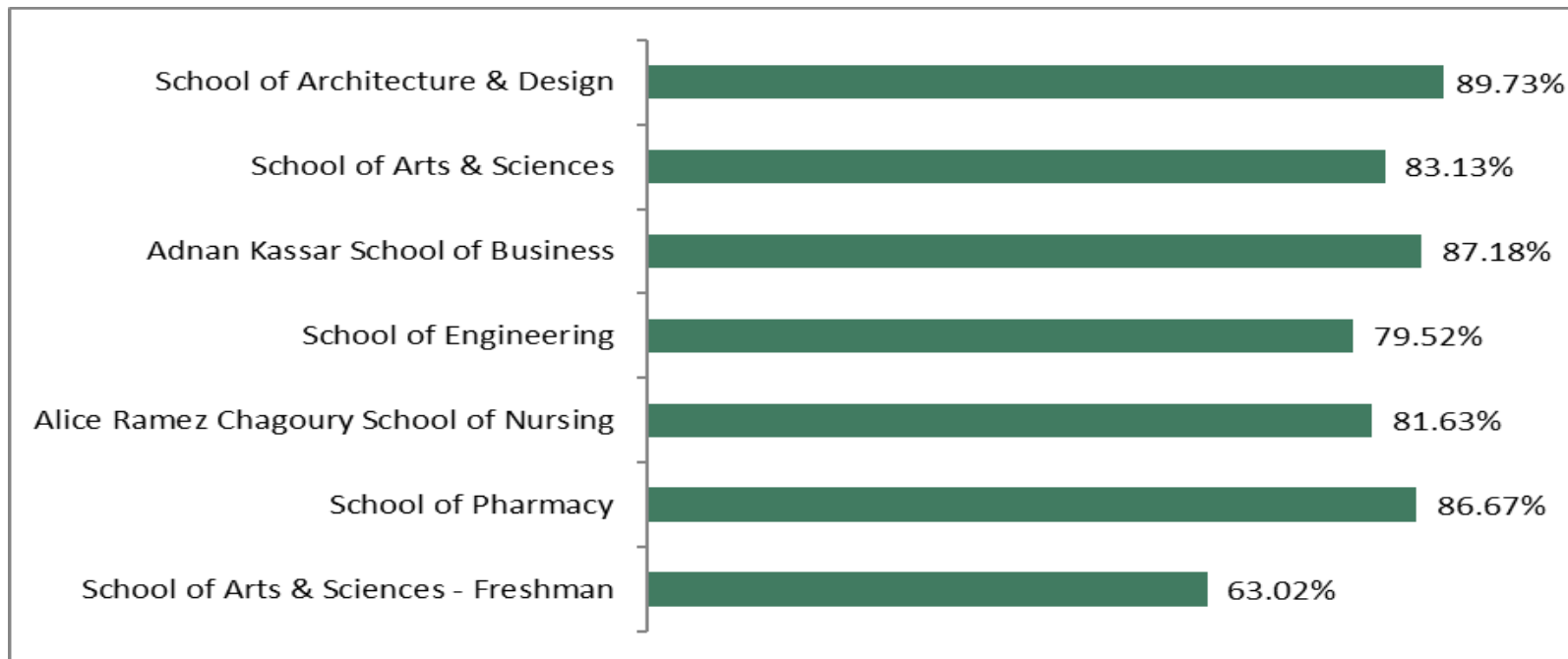
Students Characteristics – Fall 2022

	Headcount	Percent of Total
<i>Lebanon</i>	7,140	87%
<i>International</i>	1,088	13%
<i>Female Students</i>	4,295	52%
<i>Male Students</i>	3,933	48%
<i>Degree Seeking Students</i>	8,186	99.5%
<i>Non-Degree Seeking Students</i>	42	0.5%
<i>Full-Time Undergraduate Students</i>	6,816	94%
<i>Part-Time Undergraduate Students</i>	412	6%
<i>Full-Time Graduate Students</i>	210	29%
<i>Part-Time Graduate Students</i>	517	71%
<i>Full-Time Professional Students</i>	273	100%



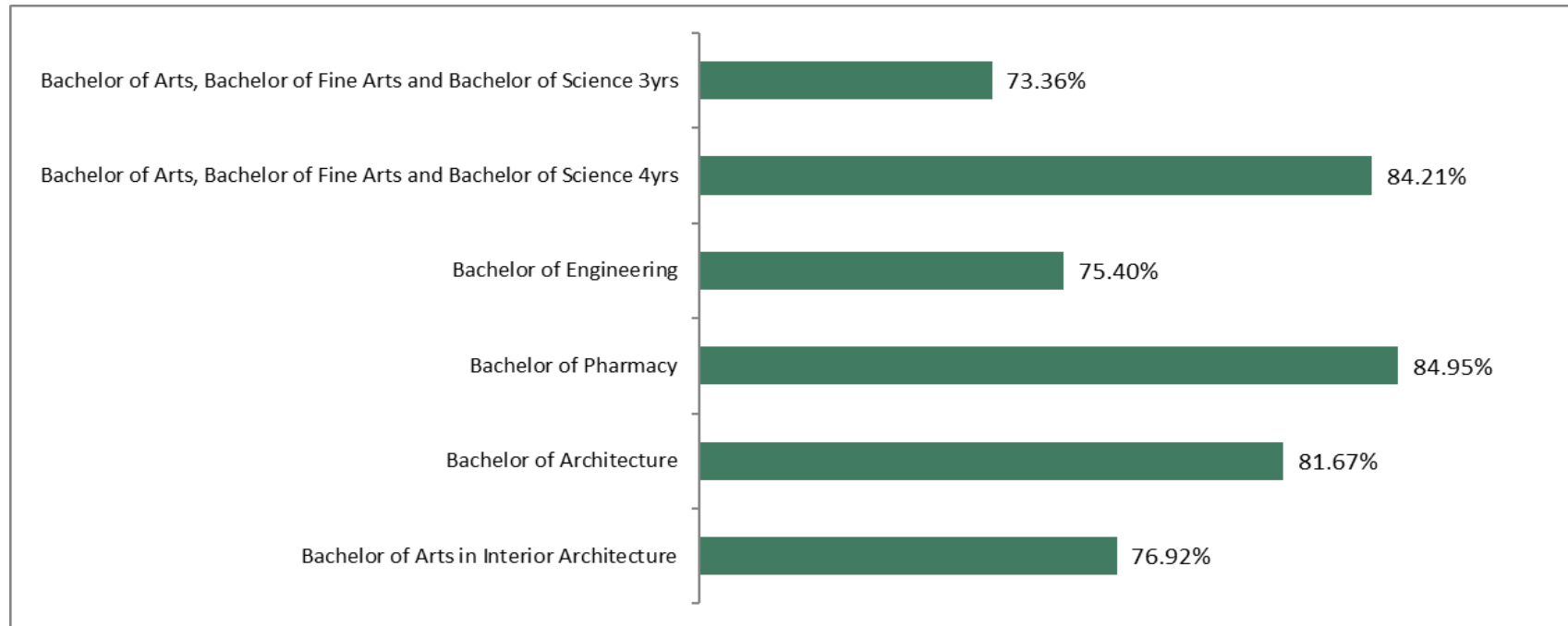
Retention Rates: First Time Students - Cohort Fall 2021

	Entering Cohort	Returning Fall 2021
<i>School of Architecture & Design</i>	146	89.73%
<i>School of Arts & Sciences</i>	812	83.13%
<i>Adnan Kassar School of Business</i>	390	87.18%
<i>School of Engineering</i>	332	79.52%
<i>Alice Ramez Chagoury School of Nursing</i>	49	81.63%
<i>School of Pharmacy</i>	90	86.67%
<i>School of Arts & Sciences - Freshman</i>	192	63.02%
Total	2,011	82.0%



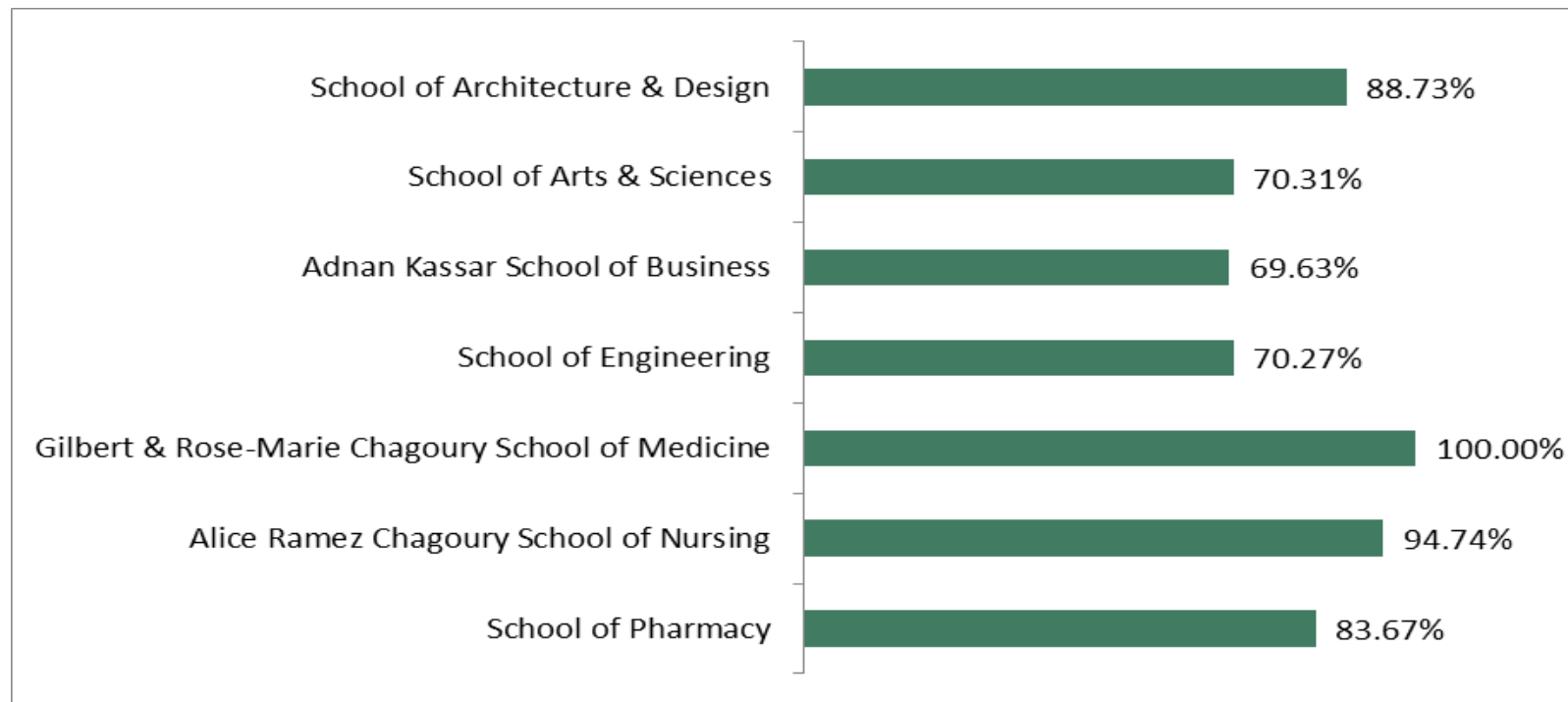
150% Graduation Rates - Cohort Fall 2014

Bachelor Degree	Percentage Graduation Rate
<i>Bachelor of Arts, Bachelor of Fine Arts and Bachelor of Science 3yrs</i>	73.36%
<i>Bachelor of Arts, Bachelor of Fine Arts and Bachelor of Science 4yrs</i>	84.21%
<i>Bachelor of Engineering</i>	75.40%
<i>Bachelor of Pharmacy</i>	84.95%
<i>Bachelor of Architecture</i>	81.67%
<i>Bachelor of Arts in Interior Architecture</i>	76.92%
Bachelor's Degrees	75.15%



Employment Rates up to 12 Months after Graduation – AY 2020-2021

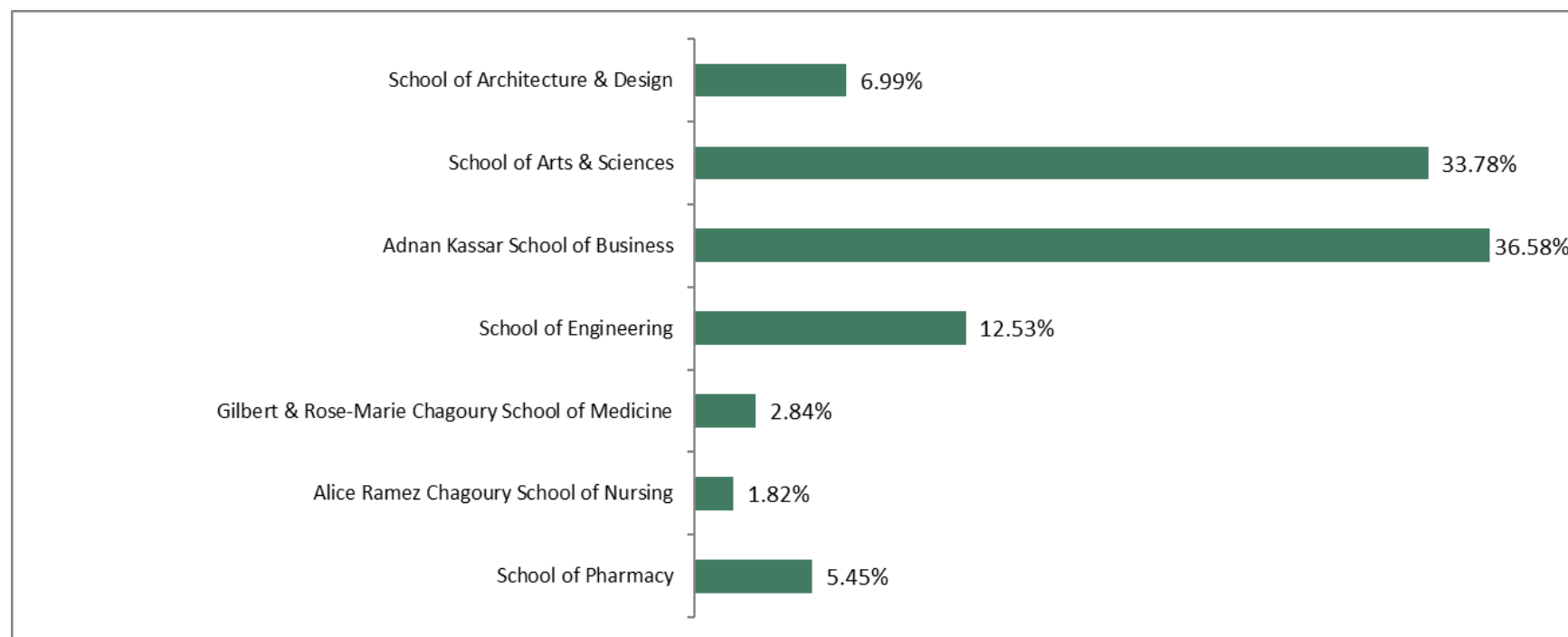
School	Employment Rate
<i>School of Architecture & Design</i>	88.73%
<i>School of Arts & Sciences</i>	70.31%
<i>Adnan Kassar School of Business</i>	69.63%
<i>School of Engineering</i>	70.27%
<i>Gilbert & Rose-Marie Chagoury School of Medicine</i>	100.00%
<i>Alice Ramez Chagoury School of Nursing</i>	94.74%
<i>School of Pharmacy</i>	83.67%
Institutional	73.72%



Degrees Granted July 1, 2021 to June 30, 2022*

	Bachelor's	Master's	Doctoral	Post-Bachelor's
<i>School of Architecture & Design</i>	149	1		
<i>School of Arts & Sciences</i>	593	93		39
<i>Adnan Kassar School of Business</i>	590	195		
<i>School of Engineering</i>	260	9		
<i>Gilbert & Rose-Marie Chagoury School of Medicine</i>			61	
<i>Alice Ramez Chagoury School of Nursing</i>	39			
<i>School of Pharmacy</i>	80	8	29	
Total	1,711	306	90	39

* New convention effective Fall 2014



Faculty – Fall 2022

	Female	Male	Total
<i>Full-Time</i>	284	308	592
<i>Part-Time</i>	339	311	650

Staff – Fall 2022

	Full-Time Staff	Part-Time Staff
<i>Male</i>	306	74
<i>Female</i>	301	84
Total	607	158

Finances 2021-2022

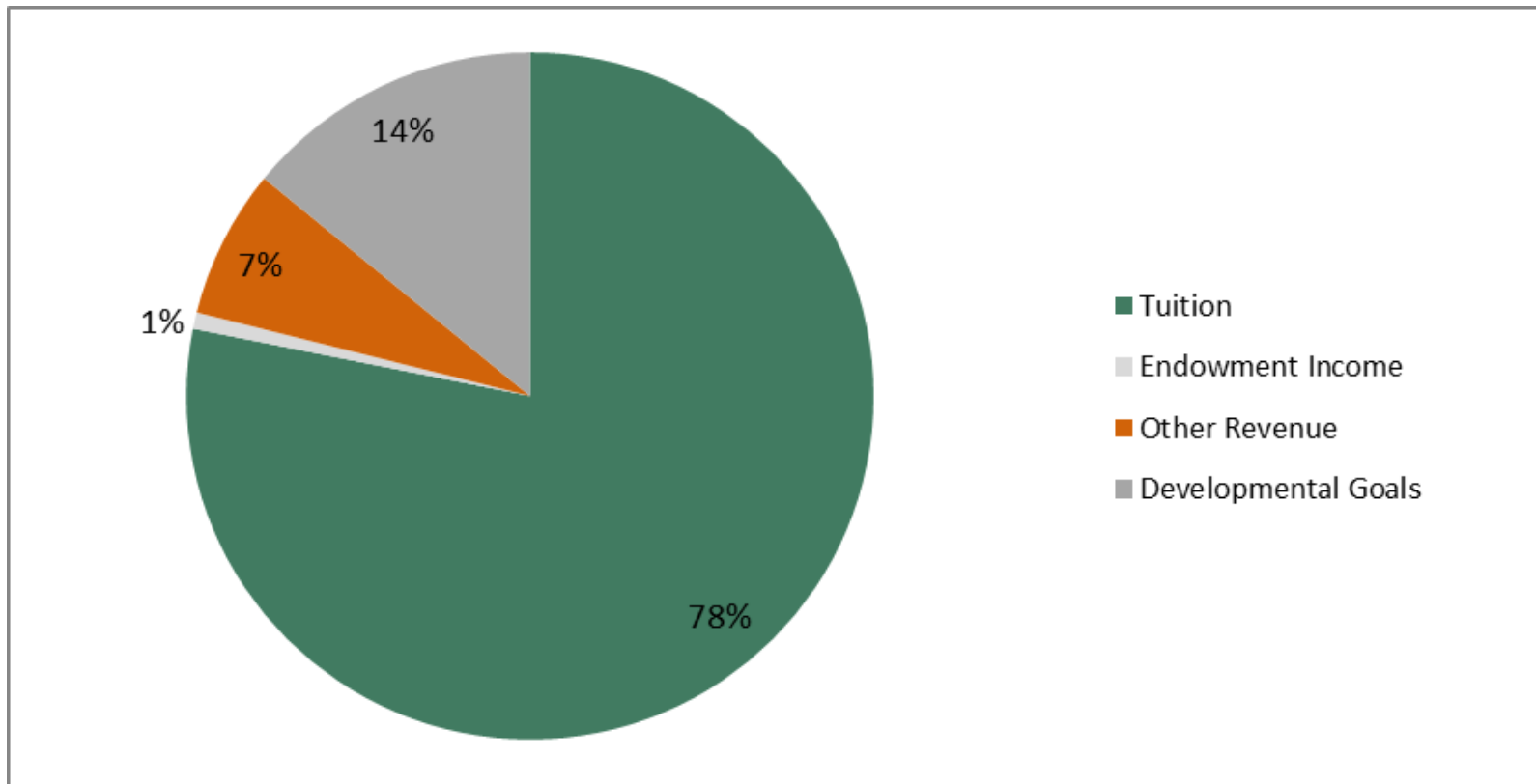
OPERATING BUDGET: \$193,595,774

Expenses by Function

<i>Education</i>	\$45,228,770
<i>Administration</i>	\$28,176,218
<i>Student Association</i>	\$1,173,870
<i>Grants and loans</i>	\$73,659,243
<i>Contingency & Transfer</i>	\$1,000,000
<i>Physical Plant</i>	\$13,672,041
<i>Auxiliary Enterprises</i>	\$2,029,615
<i>Fund Raising</i>	\$3,909,994
<i>Research & Development</i>	\$3,519,939
<i>Academic Support</i>	\$21,226,085
Total	\$ 193,595,774

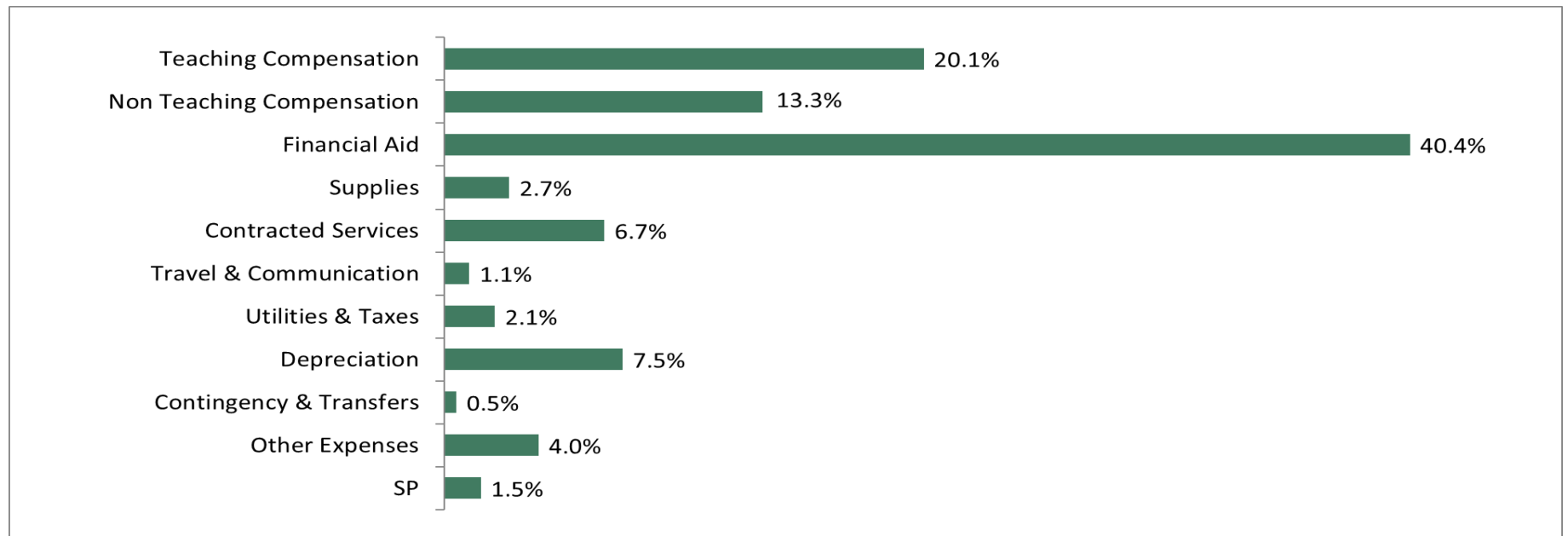
Revenue Budget

<i>Tuition</i>	\$151,271,558
<i>Endowment Income</i>	\$1,500,000
<i>Other Revenue</i>	\$13,567,741
<i>Developmental Goals</i>	\$27,256,476
Total	\$ 193,595,774



Expense Budget

<i>Teaching Compensation</i>	\$38,894,151
<i>Non-Teaching Compensation</i>	\$25,837,586
<i>Financial Aid</i>	\$78,307,000
<i>Supplies</i>	\$5,287,455
<i>Contracted Services</i>	\$12,989,557
<i>Travel & Communication</i>	\$2,054,792
<i>Utilities & Taxes</i>	\$4,112,692
<i>Depreciation</i>	\$14,474,806
<i>Contingency & Transfers</i>	\$1,000,000
<i>Other Expenses</i>	\$7,659,735
<i>SP</i>	\$2,978,000
Total	\$ 193,595,774



Library Collections 2021-2022

397,160 Print Books	664,744 Electronic Books	152,809 Electronic Journals	17,656 Media Materials	179 Online & Open Access Databases
<i>*LAU Libraries opted to cancelling all print serials titles and replacing them with e-format when applicable.</i>				



Alumni

<i>Female Alumni</i>	28,464
<i>Male Alumni</i>	23,244
Total Alumni	51,708

44 Alumni Chapters with LAU Alumni living in 88 different countries:

Algeria	Ghana	Malaysia	Somalia
Angola	Greece	Malta	South Africa
Argentina	Guinea	Mexico	Spain
Australia	Haiti	Monaco	Sudan
Austria	Holland	Morocco	Sweden
Bahrain	India	Mozambique	Switzerland
Belgium	Indonesia	New Zealand	Syria
Benin	Iran	Nigeria	Taiwan
Brazil	Iraq	Norway	Tanzania
Canada	Ireland	Oman	Thailand
China	Italy	Pakistan	Tunisia
Colombia	Ivory Coast	Palestine	Turkey
Cyprus	Jamaica	Panama	Uganda
Democratic Republic of the Congo	Japan	Philippines	Ukraine
Denmark	Jordan	Poland	United Arab Emirates
Egypt	Kenya	Qatar	United Kingdom
Ethiopia	Korea	Republic of Singapore	United States of America
Finland	Kuwait	Romania	Venezuela
France	Lebanon	Russia	Vietnam
Gabon	Liberia	Saudi Arabia	West Indies
Gambia	Libya	Senegal	Yemen
Germany	Luxembourg	Sierra Leone	Zimbabwe

Physical Facilities

	Beirut Campus	Byblos Campus
Land Area	27,500 m2	317,643 m2
No. of Buildings	13	19
Green Area	4,550 m2	13,690 m2
Built-Up Area	72,966.8 m2	99,820.9 m2
Leased Facilities	865 m2	N/A
Support Facilities	5,897.3 m2	22,500.5 m2

Health Care Facilities	SOM Clinical Administration - Ashrafieh	LAU Medical Center - Saint John's Hospital	LAU Medical Center - Rizk Hospital	Leased Facilities
Built-Up Area	1,793m2	25,444 m2	71,684 m2	785 m2
Other Facilities	LAU New York Headquarters and Academic Center	LAU Louis Cardahi Foundation	LAU Executive Center @ BCD	
Built-Up Area	2,368 m2	275 m2	644 m2	
Other Properties	LAU Sidon Campus			
Land Area	38,008 m2			
Other Affiliated Facilities	Santona Residence Hall	Siran Residence Hall		
	5,122 m2	6,140 m2		

