



## FACTS AND FIGURES

*Fall 2019*

Department of Institutional Research and Assessment

**Control:** Private, not-for-profit, independent

**Type:** Coeducational

**Academic Calendar:** A fall and spring semester in addition to one summer session

**Degrees offered:** Bachelor's, Master's, Post-bachelor's Certificate, Post Graduate Diploma and Doctoral Degree-Professional Practice.

**Schools:**

School of Architecture and Design, School of Arts and Sciences, Adnan Kassar School of Business, School of Engineering, Gilbert & Rose-Marie Chagoury School of Medicine, Alice Ramez Chagoury School of Nursing and School of Pharmacy.

**Degree programs:** Academic offerings include 66 degree programs: 40 bachelor's degree programs, 21 master's degree programs, 2 professional degree programs, 1 graduate diploma and 2 post-bachelor's certificates.

**Mission:** Lebanese American University is committed to academic excellence, student centeredness, civic engagement, the advancement of scholarship, the education of the whole person, and the formation of leaders in a diverse world.

**Charter:** LAU is chartered by the Board of Regents of the University of the State of New York. The University of the State of New York is the sole entity authorized by the State of New York to incorporate higher education institutions and authorize them to confer degrees.

**Accreditation:** Degrees awarded by the Lebanese American University are officially registered with the Ministry of Higher Education in Lebanon and with the Board of Education in the State of New York.

**Institutional Accreditation:** LAU is accredited by the New England Commission of Higher Education, Inc. (NECHE). NECHE is the regional accrediting association in the United States developing and regularly reviewing standards for educational institutions of all levels. Recognized by the U.S. Department of Education, NECHE accredits 241 colleges and universities in the six-state New England region as well as 11 institutions overseas.

## Program Accreditation:

The PharmD program is accredited by the Accreditation Council for Pharmacy Education (ACPE), [www.acpe-accredit.org](http://www.acpe-accredit.org)

The BE in Civil, Computer, Electrical, Industrial and Mechanical Engineering are accredited by the Engineering Accreditation Commission of ABET, [www.abet.org](http://www.abet.org)

The BS in Computer Science is accredited by the Computing Accreditation Commission of ABET, [www.abet.org](http://www.abet.org)

The Bachelor of Science in Nursing at the Lebanese American University-Alice Ramez Chagoury School of Nursing is accredited by the Commission on Collegiate Nursing Education, 655 K Street, NW, Suite 750, Washington, DC 20001, (202)-887-6791

LAU Adnan Kassar School of Business is an AACSB –accredited school. It offers the following programs: BS in Business, BS in Economics, BS in Hospitality and Tourism Management, MA Applied Economics, MBA, MS in HRM, LLM and Executive MBA.

"The Bachelor of Architecture degree is officially recognized by the French government, as equivalent to the 'Diplome d'Etat d'Architecte', the professional diploma entitling its holders to practice and apply for professional licensure.

The National Architectural Accrediting Board (NAAB), which accredits all architecture programs in the United States, has recently granted continuing candidacy of the Bachelor of Architecture as of 2018. ([www.naab.org](http://www.naab.org))."

## Degree Programs and Certificates Offered - Fall 2019

### School of Architecture & Design

Bachelor of Architecture  
B.F.A. in Fashion design  
B.A. in Fine Arts  
B.A. in Interior Architecture  
B.F.A. in Graphic Design  
B.F.A. in Interior Design  
Mutaz & Rada Sawwaf M.A. in Islamic Art

### School of Arts & Sciences

B.A. in Arabic Language & Literature  
B.A. in Performing Arts  
B.A. in Communication  
B.A. in English  
B.A. in History  
B.A. in Multimedia Journalism  
B.A. in Philosophy  
B.A. in Political Science  
B.A. in Political Science/International Affairs  
B.A. in Psychology  
B.A. in Social Work and Community Development  
B.A. in Television & Film  
B.A. in Translation  
B.S. in Applied Physics  
B.S. in Bioinformatics  
B.S. in Biology  
B.S. in Chemistry  
B.S. in Computer Science  
B.S. in Mathematics  
B.S. in Nutrition  
B.S. in Nutrition & Dietetics - Coordinated Program

M.A. in Education  
M.A. in Interdisciplinary Gender Studies  
M.A. in International Affairs  
M.A. in Migration Studies  
M.A. in Multimedia Journalism  
M.S. in Applied & Computational Mathematics  
M.S. in Biological Sciences  
M.S. in Computer Science  
M.S. in Nutrition  
Teaching Diploma in Education  
Diploma in Learning Disabilities & Giftedness

### The Adnan Kassar School of Business

B.S. in Business Studies  
B.S. in Economics  
B.S. in Hospitality & Tourism Management  
Executive Master of Business Administration (E.M.B.A.)  
LLM Business Law  
M.A. in Applied Economics  
M.S. in Human Resources Management  
Master of Business Administration (M.B.A.)

**School of Engineering**

B.E. in Civil Engineering  
B.E. in Computer Engineering  
B.E. in Electrical Engineering  
B.E. in Industrial Engineering  
B.E. in Mechanical Engineering  
B.E. in Mechatronics Engineering  
B.E. in Petroleum Engineering  
M.S. in Civil & Environmental Engineering  
M.S. in Computer Engineering  
M.S. in Industrial Engineering & Engineering Management  
M.S. in Mechanical Engineering  
Pro-Green Diploma

**Gilbert and Rose-Marie Chagoury School of Medicine**

Doctor of Medicine (M.D.)

**Alice Ramez Chagoury School of Nursing**

B.S. in Nursing

**School of Pharmacy**

B.S. in Pharmacy

M.S. in Pharmaceutical Development and Management

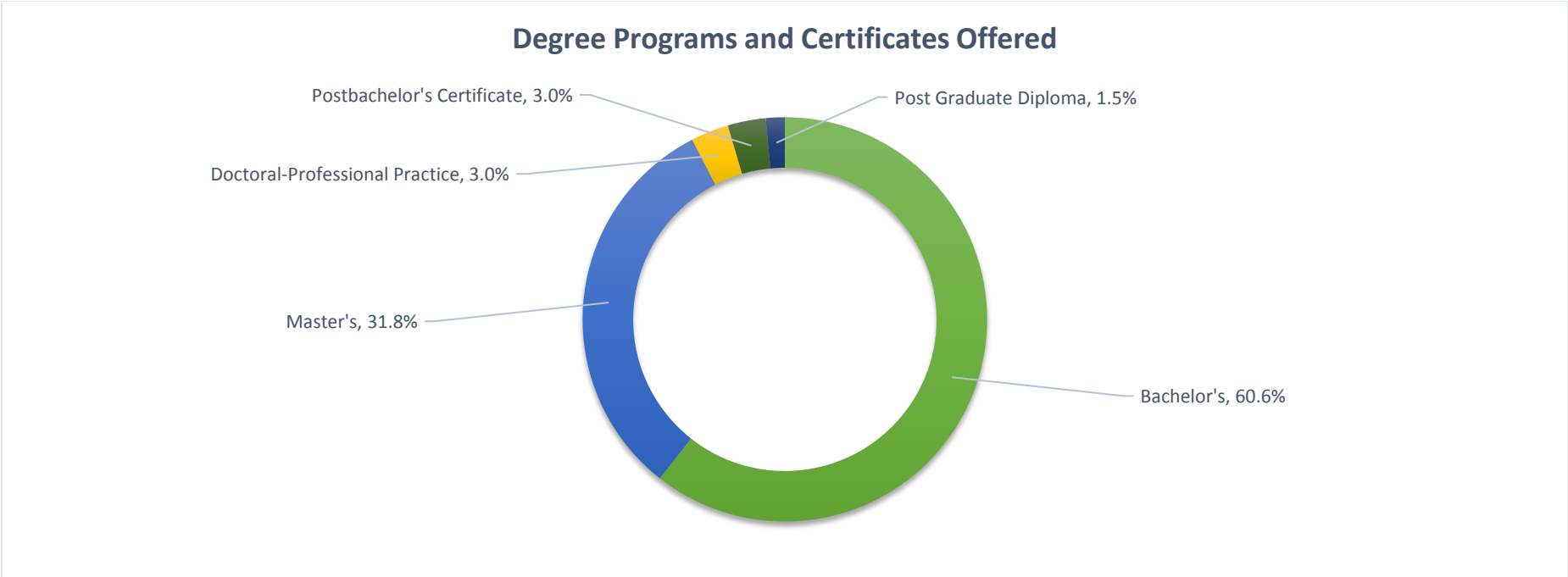
Doctor of Pharmacy (Pharm.D.)

**Graduate Studies & Research**

Executive M.A. in Actuarial Science

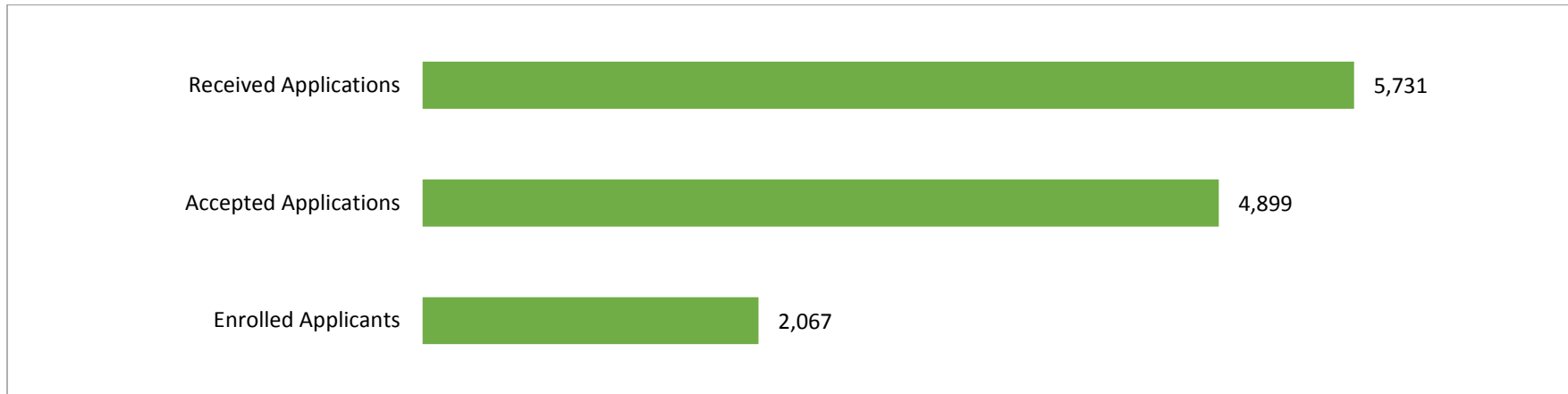
*\* Pending completion of registration formalities with the New York State Education Department (NYSED)*

	Bachelor	Master	Doctoral – Professional Practice	Postbachelor’s Certificate	Post Graduate Diploma
School of Architecture & Design	6	1			
School of Arts and Sciences	22	9		2	
Adnan Kassar School of Business	3	5			
School of Engineering	7	4			1
Gilbert & Rose-Marie Chagoury School of Medicine			1		
Alice Ramez Chagoury School of Nursing	1				
School of Pharmacy	1	1	1		
Office of Graduate Studies & Research		1			
<b>Total</b>	<b>40</b>	<b>21</b>	<b>2</b>	<b>2</b>	<b>1</b>



## Admissions by School and Level - Fall 2019

	Undergraduate			Graduate			Doctoral – Professional Practice		
	Applied	Accepted	Enrolled	Applied	Accepted	Enrolled	Applied	Accepted	Enrolled
School of Architecture & Design	280	255	84	2	2	1			
School of Arts and Sciences	2460	2183	886	220	114	83			
Adnan Kassar School of Business	809	730	325	208	130	76			
School of Engineering	978	881	290	28	20	15			
Gilbert & Rose-Marie Chagoury School of Medicine							158	81	63
Alice Ramez Chagoury School of Nursing	130	116	49						
School of Pharmacy	243	221	88	11	10	8	38	37	32
No College Designated **	159	113	61	7	6	6			
<b>Total</b>	<b>5059</b>	<b>4499</b>	<b>1783</b>	<b>476</b>	<b>282</b>	<b>189</b>	<b>196</b>	<b>118</b>	<b>95</b>
<b>% Accepted / Applied</b>	<b>88.93%</b>			<b>59.24%</b>			<b>60.20%</b>		
<b>% Enrolled / Accepted</b>	<b>39.63%</b>			<b>67.02%</b>			<b>80.51%</b>		
<i>** Others include Special, Exchange, Study Abroad and Bridge students</i>									



## Financial Aid Program – AY 2018-2019

Type of Aid	Headcount	Amount
Entrance Scholarships	219	\$847,300.70
Baccalaureat Scholarships	306	\$2,900,740.50
Honor Scholarships	848	\$3,581,852.20
Merit Scholarships	121	\$2,139,444.10
NCSR (Lebanese Scientific Research Grant)	25	\$534,385.00
Athletic Scholarships	135	\$323,169.10
Talent Scholarships	159	\$928,359.75
Work Aid	2805	\$5,038,070.30
Grants	3268	\$15,164,098.92
LAU Loans	710	\$1,018,676.39
MEPI-TL (US Dept. of State Grant)	103	\$457,970.50
USP (USAID Grant)	237	\$1,525,376.65
FAFSA (US Federal Loans)	42	\$385,627.00
Sponsorships	181	\$1,034,726.55
Graduate Assistantships	326	\$2,009,265.86
<b>Total</b>	<b>4824 **</b>	<b>\$37,889,063.52</b>

*\*\* Duplicates occur at the level of the number of awards as a student may benefit from more than one type of financial aid, yet the total financial aid headcount is unduplicated.*



## Enrollment by School and Level - Fall 2019

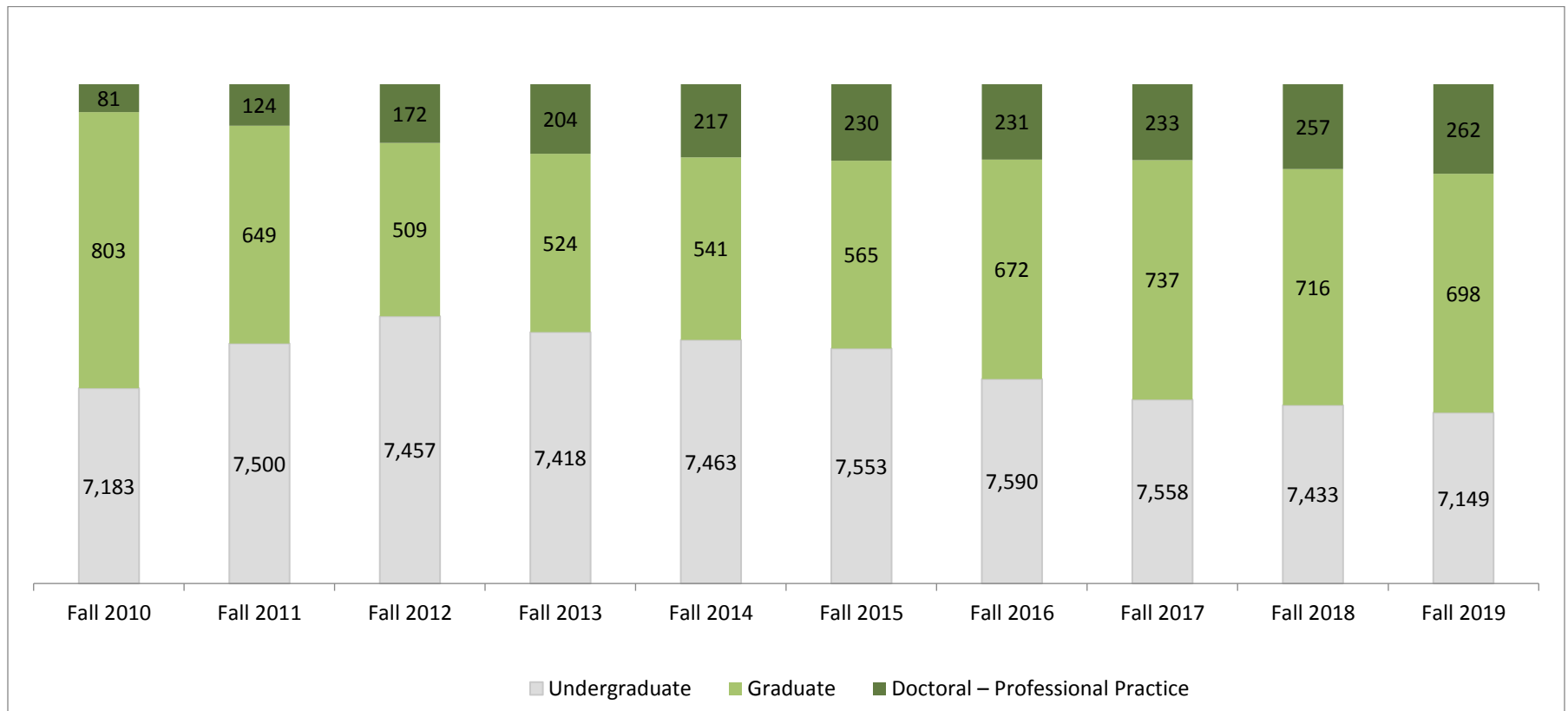
	Undergraduate			Graduate			Professional		
	Female	Male	Total	Female	Male	Total	Female	Male	Total
School of Architecture & Design	522	170	692	7	3	10			
School of Arts & Sciences	1,468	919	2,387	234	63	297			
Adnan Kassar School of Business	784	1,225	2,009	199	138	337			
School of Engineering	330	1,017	1,347	10	23	33			
Gilbert & Rose-Marie Chagoury School of Medicine							104	126	230
Alice Ramez Chagoury School of Nursing	90	48	138						
School of Pharmacy	342	68	410	13	2	15	27	5	32
No College Designated	62	104	166	4	2	6			
<b>Total</b>	<b>3,598</b>	<b>3,551</b>	<b>7,149</b>	<b>467</b>	<b>231</b>	<b>698</b>	<b>131</b>	<b>131</b>	<b>262</b>
<b>% of Total</b>	<b>50%</b>	<b>50%</b>	<b>100%</b>	<b>67%</b>	<b>33%</b>	<b>100%</b>	<b>50%</b>	<b>50%</b>	<b>100%</b>

*Total Enrollment for Fall 2019 for LAU is 8,109: 4,196 Females and 3,913 Males.*

*\*\* Includes Special, Exchange, Study Abroad and Transient students.*

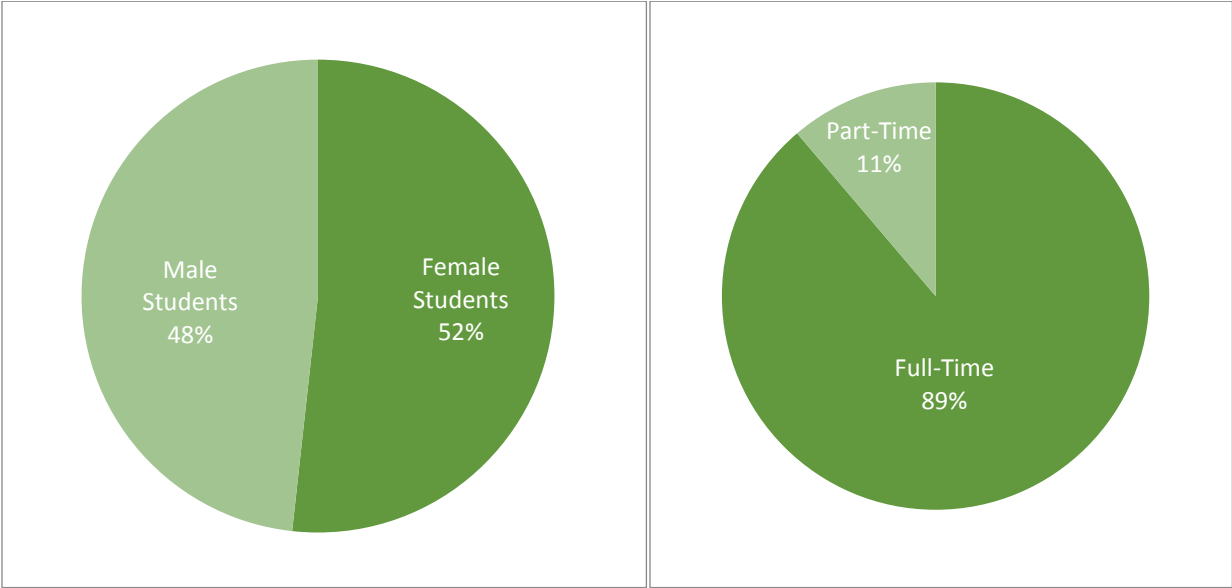
## Enrollment Trends

	Fall 2010	Fall 2011	Fall 2012	Fall 2013	Fall 2014	Fall 2015	Fall 2016	Fall 2017	Fall 2018	Fall 2019
Undergraduate	7,183	7,500	7,457	7,418	7,463	7,553	7,590	7,558	7,433	7,149
Graduate	803	649	509	524	541	565	672	737	716	698
Doctoral – Professional Practice	81	124	172	204	217	230	231	233	257	262
<b>Total by university</b>	<b>8,067</b>	<b>8,273</b>	<b>8,138</b>	<b>8,161</b>	<b>8,221</b>	<b>8,348</b>	<b>8,493</b>	<b>8,528</b>	<b>8,406</b>	<b>8,109</b>




# Students Characteristics – Fall 2019

	Headcount	Percent of Total
Lebanon	6,577	81%
International	1,532	19%
Female Students	4,196	52%
Male Students	3,913	48%
Degree Seeking Students	8,035	99.1%
Non-Degree Seeking Students	74	0.9%
Full-Time Undergraduate Students	6,758	95%
Part-Time Undergraduate Students	391	5%
Full-Time Graduate Students	179	26%
Part-Time Graduate Students	519	74%
Full-Time Professional Students	262	100%



## Retention Rates: First Time Students - Cohort Fall 2018

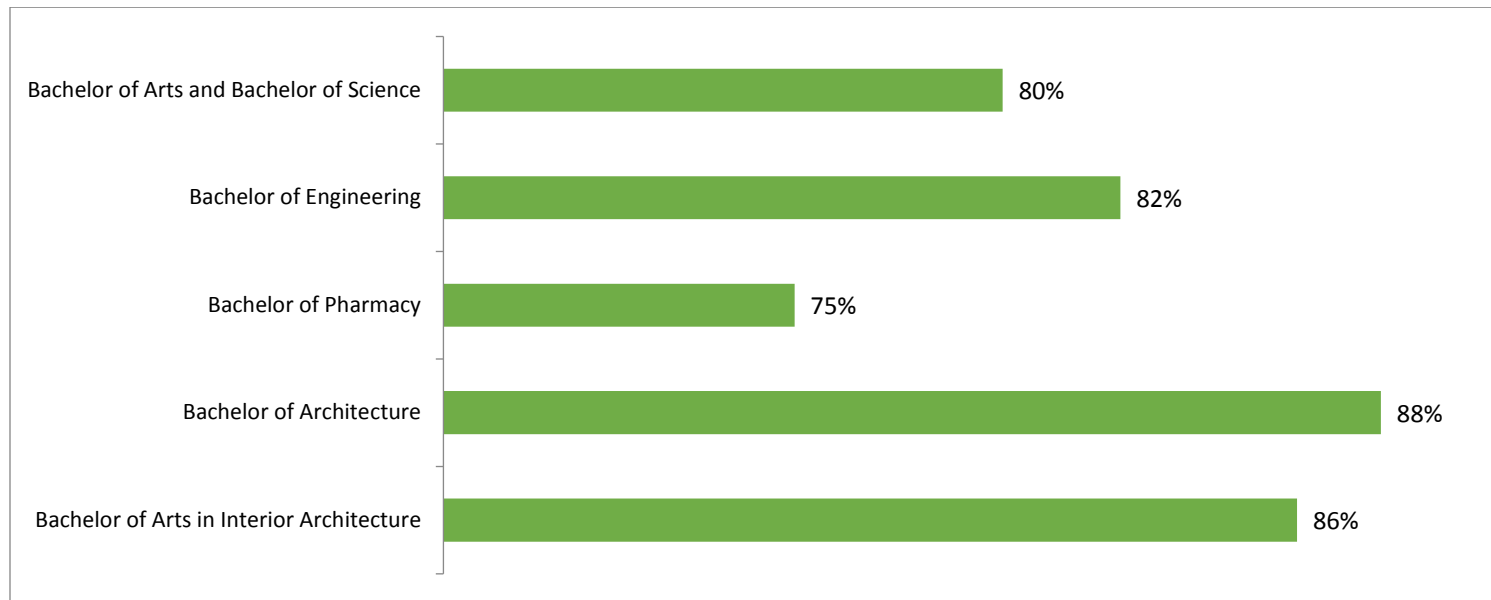
	Entering Cohort	Returning Fall 2019
School of Architecture & Design	97	90.7%
School of Arts & Sciences	545	88.4%
Adnan Kassar School of Business	337	91.4%
School of Engineering	290	86.2%
Alice Ramez Chagoury School of Nursing	45	86.7%
School of Pharmacy	75	89.3%
Bridge	22	72.7%
Freshman	236	76.3%
	<b>1,647</b>	<b>86.3%</b>



## 150% Graduation Rates - Cohort Fall 2011

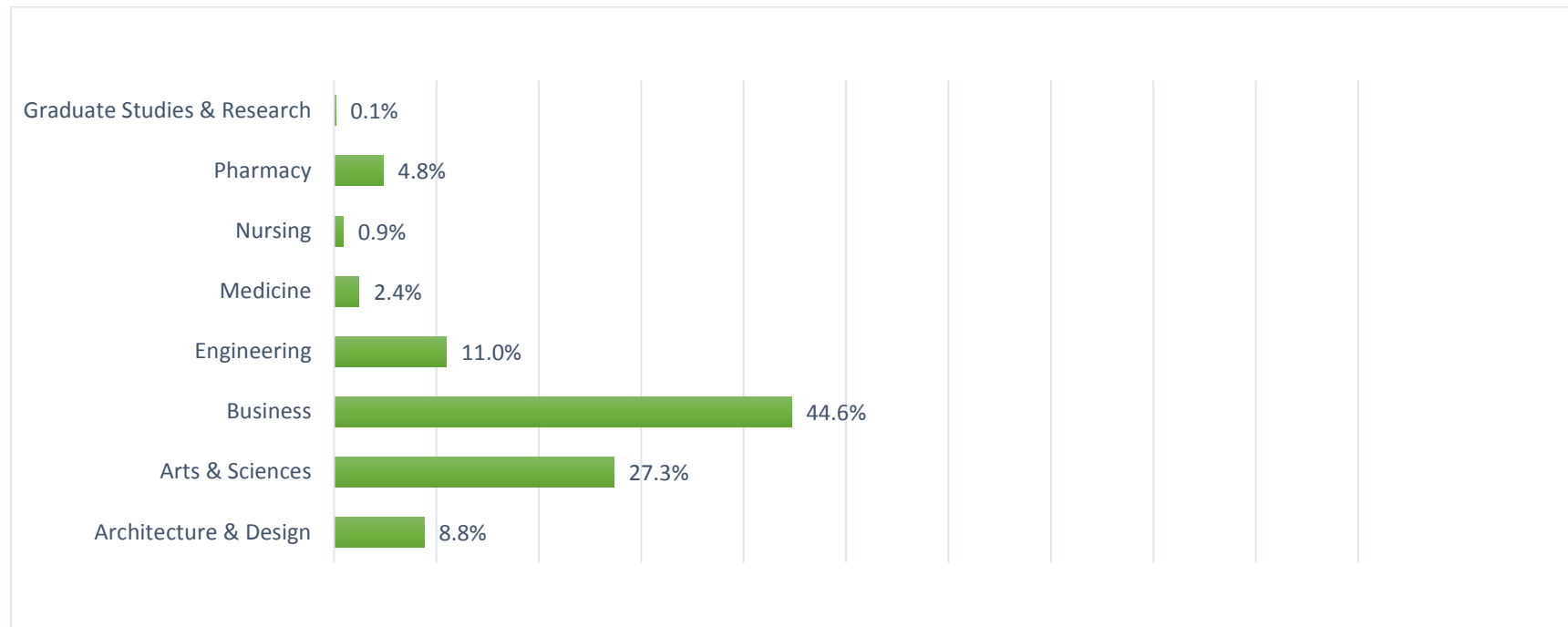
Bachelor Degree	Percentage Graduation Rate
Bachelor of Arts and Bachelor of Science	80%
Bachelor of Engineering	82%
Bachelor of Pharmacy	75%
Bachelor of Architecture	88%
Bachelor of Arts in Interior Architecture	86%

Bachelor's Degrees	81%
--------------------	-----



## Degrees Granted July 1, 2018 to June 30, 2019

	Bachelor's	Master's	Doctoral	Post Bachelor
School of Architecture & Design	187			
School of Arts & Sciences	476	74		32
Adnan Kassar School of Business	753	198		
School of Engineering	225	9		
Gilbert & Rose-Marie Chagoury School of Medicine			52	
Alice Ramez Chagoury School of Nursing	19			
School of Pharmacy	66		36	
Office of Graduate Studies & Research		3		
<b>Total</b>	<b>1726</b>	<b>284</b>	<b>88</b>	<b>32</b>



## Faculty – Fall 2019

	Full-Time	% Female	Part-Time*	% Female
School of Architecture & Design	31	35.5%	76	53.9%
School of Arts & Sciences	144	55.6%	276	68.1%
Adnan Kassar School of Business	69	31.9%	56	39.3%
School of Engineering	41	14.6%	53	32.1%
Gilbert & Rose-Marie Chagoury School of Medicine	18	55.6%		
Alice Ramez Chagoury School of Nursing	9	66.7%	6	66.7%
School of Pharmacy	21	61.9%	20	65.0%
<b>Total</b>	<b>333</b>	<b>44.4%</b>	<b>487</b>	<b>58.5%</b>

\* Duplicate headcounts in part-time faculty counts occur as faculty may teach in two different schools.

Physicians	74	37.8%	132	18.2%
------------	----	-------	-----	-------

## Staff – Fall 2019

	Full-Time Staff	Part-Time Staff
Male	332	108
Female	350	133
<b>Total</b>	<b>682</b>	<b>241</b>

## Finances 2018-2019

OPERATING BUDGET: \$198,263,500

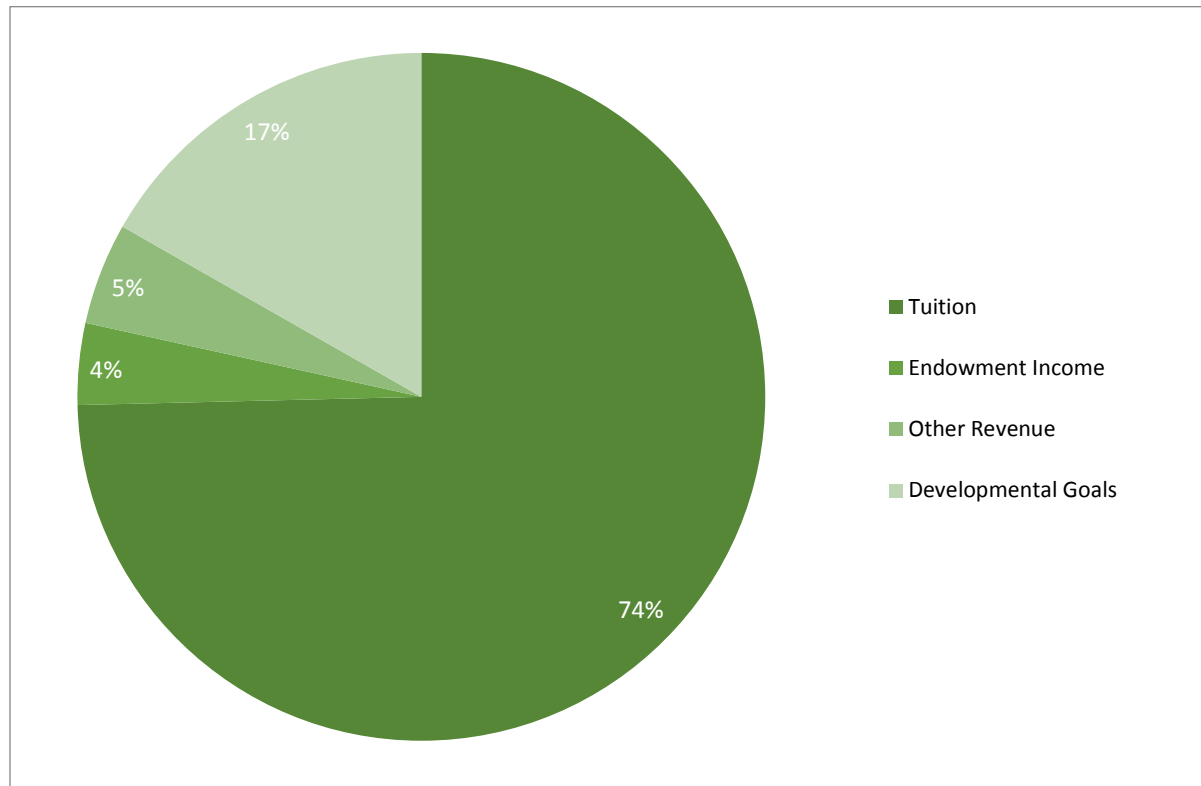
### Expenses by Function

Education	\$80,343,303
Administration	\$34,446,728
Student Association	\$1,358,280
Grants and loans	\$22,474,672
Contingency & Transfer	\$8,500,000
Physical Plant	\$19,873,115
Auxiliary Enterprises	\$773,524
Fund Raising	\$5,721,315
Research & Development	\$1,674,050
Academic Support	\$23,098,513
<b>Total</b>	<b>\$198,263,500</b>



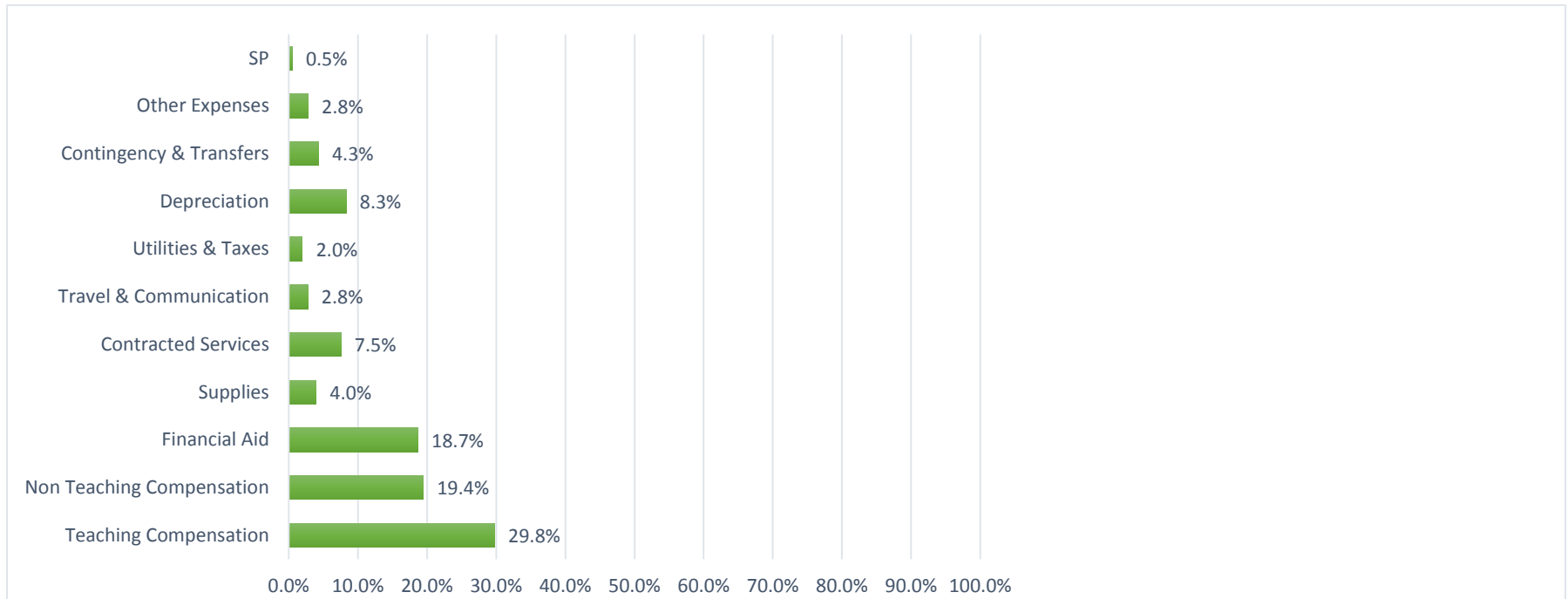
## Revenue Budget

Tuition	\$147,940,587
Endowment Income	\$7,600,000
Other Revenue	\$9,495,448
Developmental Goals	\$33,227,465
<b>Total</b>	<b>\$198,263,500</b>



## Expense Budget

Teaching Compensation	\$59,008,630
Non-Teaching Compensation	\$38,560,242
Financial Aid	\$37,021,165
Supplies	\$7,884,845
Contracted Services	\$14,953,847
Travel & Communication	\$5,453,011
Utilities & Taxes	\$3,918,035
Depreciation	\$16,429,960
Contingency & Transfers	\$8,500,000
Other Expenses	\$5,543,765
SP	\$990,000
<b>Total</b>	<b>\$198,263,500</b>



## Library Holdings 2018-2019

Print books (volumes)	392,642
Electronic books	578,822
Print serial subscriptions	452
Electronic journals (full text)	134,766
Media materials (CDs, DVDs, Microform, etc.)	16,696
Open Access databases	40
Online Databases	122



## Alumni

Female Alumni	25,476
Male Alumni	20,554
<b>Total Alumni</b>	<b>46,030</b>

### 43 Alumni Chapters with LAU Alumni living in 87 different countries:

Algeria	Ghana	Malta	South Africa
Angola	Greece	Mexico	Spain
Argentina	Guinea	Monaco	Sudan
Australia	Haiti	Morocco	Sweden
Austria	Holland	Mozambique	Switzerland
Bahrain	India	New Zealand	Syria - Not to Mail
Belgium	Indonesia	Nigeria	Taiwan
Benin	Iran	Norway	Tanzania
Brazil	Iraq	Oman	Thailand
Canada	Ireland	Pakistan	Tunisia
China	Italy	Palestine - Not to Mail	Turkey
Colombia	Ivory Coast	Panama	Uganda
Cyprus	Jamaica	Philippines	Ukraine
Democratic Republic of the Congo	Japan	Poland	United Arab Emirates
Denmark	Jordan	Qatar	United Kingdom
Egypt	Korea	Republic of Singapore	United States of America
Ethiopia	Kuwait	Romania	Venezuela
Finland	Lebanon	Russia	Vietnam
France	Liberia	Saudi Arabia	West Indies
Gabon	Libya	Senegal	Yemen
Gambia	Luxembourg	Sierra Leone	Zimbabwe
Germany	Malaysia	Somalia	