



FACTS & FIGURES

Fall 2020

Department of Institutional Research and Assessment

Contents

About the Institution.....	4
Institutional Accreditation	5
Program Accreditation.....	5
Rankings.....	7
Schools and Academic Programs - Fall 2020.....	8
• School of Architecture & Design	8
• School of Arts & Sciences.....	9
• The Adnan Kassar School of Business	11
• School of Engineering	12
• Gilbert and Rose-Marie Chagoury School of Medicine.....	13
• Alice Ramez Chagoury School of Nursing	14
• School of Pharmacy.....	14
• Graduate Studies & Research	15
Degree Programs and Certificates Offered - Fall 2020	16
Admissions by School and Level - Fall 2020.....	17
Financial Aid Program – AY 2019-2020.....	18
Distribution of Financial Aid by Type	19
Enrollment by School and Level - Fall 2020	20
Enrollment Trends.....	21
Students Characteristics – Fall 2020	22
Retention Rates: First Time Students - Cohort Fall 2019	23
150% Graduation Rates - Cohort Fall 2012.....	24
Degrees Granted July 1, 2019 to June 30, 2020	25
Faculty – Fall 2020.....	26
Staff – Fall 2020.....	26
Finances 2019-2020	27

- Expenses by Function..... 27
- Revenue Budget..... 28
- Expense Budget..... 29

Library Collections 2019-2020 30

Alumni 31

Physical Facilities..... 32

About the Institution

Control: Private, not-for-profit, independent

Type: Coeducational

Academic Calendar: A fall and spring semester in addition to one summer session

Degrees offered: Bachelor's, Master's, Post-bachelor's Certificate, Post Graduate Diploma and Doctoral Degree-Professional Practice.

Schools: School of Architecture and Design, School of Arts and Sciences, Adnan Kassar School of Business, School of Engineering, Gilbert & Rose-Marie Chagoury School of Medicine, Alice Ramez Chagoury School of Nursing and School of Pharmacy.

Degree programs: Academic offerings include 65 degree programs: 39 bachelor's degree programs, 21 master's degree programs, 2 professional degree programs, 1 graduate diploma and 2 post-bachelor's certificates.

Mission: Lebanese American University is committed to academic excellence, student centeredness, civic engagement, the advancement of scholarship, the education of the whole person, and the formation of leaders in a diverse world.

Charter: LAU is chartered by the Board of Regents of the University of the State of New York. The University of the State of New York is the sole entity authorized by the State of New York to incorporate higher education institutions and authorize them to confer degrees.

Recognition: Degrees awarded by the Lebanese American University are officially registered with the Ministry of Higher Education in Lebanon and with the Board of Education in the State of New York.

Institutional Accreditation

LAU is accredited by the **New England Commission of Higher Education (NECHE)**, formerly the Commission on Institutions of Higher Education of the New England Association of Schools and Colleges, Inc. LAU was granted initial accreditation for a five-year period following a site visit in November 2009. In 2014, LAU underwent a comprehensive evaluation and was re-accredited for a ten-year period.

Program Accreditation

- **School of Architecture and Design**

Bachelor of Architecture

The Bachelor of Architecture program has been granted initial accreditation as of 2019, by the National Architectural Accrediting Board (NAAB), which accredits architecture programs in the United States. The program is the first in Lebanon and the third outside the United States to receive NAAB accreditation: <https://www.naab.org/>.

In addition to being recognized by the Ministry of Education in Lebanon, the Bachelor of Architecture is officially recognized by the French Government, which allows our graduates to practice in France and the European Union.

Bachelor of Design Programs

The School of Architecture & Design at LAU earned the NASAD Accreditation, which covers all its art and design programs. NASAD accreditation covers the BA in Fine Arts, the BFA in Interior Design, the BFA in Graphic Design and the BFA in Fashion Design. For more information on NASAD: <https://nasad.arts-accredit.org/>.

- **School of Arts and Sciences**

Bachelor of Science in Computer Science

LAU's B.S. in Computer Science program is accredited by the Computing Accreditation Commission of the Accreditation Board for Engineering and Technology (ABET).

Bachelor of Science in Nutrition and Dietetics Coordinated Program (CP)

The BS in Nutrition and Dietetics Coordinated Program (CP) at the School of Arts and Sciences has been granted candidacy for accreditation by the accrediting agency for the Academy of Nutrition and Dietetics in the US. As the first step in a four-year accrediting process, the candidacy by the Accreditation Council for Education in Nutrition and Dietetics (ACEND) grants current and future students the same rights of a fully accredited program.

Out of only six international programs with ACEND accreditation, the CP in the Department of Natural Sciences is the only dietetics education program with a concentration in Interprofessional Education (IPE). It is also the only one in Lebanon to have an IPE approach.

- **Adnan Kassar School of Business**

LAU is accredited for its Adnan Kassar School of Business. Its undergraduate and graduate programs are accredited by the Association to Advance Collegiate Schools of Business (AACSB). The programs are: B.S. in Business Studies, B.S. in Economics, B.S. in Hospitality and Tourism Management, Master of Business Administration (MBA), Executive Master of Business Administration (EMBA) and Master of Science in Human Resources Management.

- **School of Engineering**

Bachelor of Engineering Programs

- The B.E. in Civil Engineering is accredited by the Engineering Accreditation Commission of ABET, <http://www.abet.org>
- The B.E. in Computer Engineering is accredited by the Engineering Accreditation Commission of ABET, <http://www.abet.org>
- The B.E. in Electrical Engineering is accredited by the Engineering Accreditation Commission of ABET, <http://www.abet.org>
- The B.E. in Industrial Engineering is accredited by the Engineering Accreditation Commission of ABET, <http://www.abet.org>
- The B.E. in Mechanical Engineering is accredited by the Engineering Accreditation Commission of ABET, <http://www.abet.org>

In addition, the B.E. in Civil Engineering, B.E. in Computer Engineering, B.E. in Electrical Engineering, B.E. in Industrial Engineering and B.E. in Mechanical Engineering are accredited by the Federation of Arab Engineers.

- **School of Nursing**

Bachelor of Science in Nursing

The Bachelor of Science in Nursing at the Alice Ramez Chagoury School of Nursing is accredited by the Commission on Collegiate Nursing Education (CCNE).

- **School of Pharmacy**

Doctor of Pharmacy

The School of Pharmacy is a full member of the American Association of Colleges of Pharmacy (AACP). Currently, the Doctor of Pharmacy program at LAU is the only one outside the United States of America that is accredited by the Accreditation Council for Pharmacy Education (ACPE). Pharm.D. graduates are eligible for licensure as pharmacists in most U.S. states and provinces.

Rankings

Times Higher Education

- a. Ranked #801-1000 in Times Higher Education World University Rankings 2021 / **2nd** in Lebanon
- b. Ranked #301-400 in Times Higher Education World University Rankings 2021 by subject: Business and Economics / **1st** in Lebanon
- c. Ranked #501-600 in Times Higher Education World University Rankings 2021 by subject: Clinical and Health / **2nd** in Lebanon
- d. Ranked #601+ in Times Higher Education- Impact Rankings 2020
- e. Ranked #201-250 and **2nd** in Lebanon in Times Higher Education Asia University Rankings 2020

QS

- a. Ranked #551-560 in QS World University Rankings 2021 / **3rd** in Lebanon
- b. Ranked #14 in QS Arab Region University Rankings 2021 / **2nd** in Lebanon
- c. Ranked #401-450 in Business and Management Studies in QS University Rankings by Subjects
- d. Ranked #251-300 in graduate Employability Ranking in 2020

Webometrics

- a. Ranked #1701 internationally in Ranking Web of Universities (Webometrics) 2020 (2nd edition)
- b. Ranked #25 in the Arab World in Ranking Web of Universities (Webometrics) 2020 (2nd edition)
- c. Ranked #2 in Lebanon in Ranking Web of Universities (Webometrics) 2020 (2nd edition)

Schools and Academic Programs - Fall 2020

- **School of Architecture & Design**

The School of Architecture and Design is committed to high educational standards, offering programs within an open, creative, and multidisciplinary studio culture.

Taught by faculty drawn from a large pool of local talent as well as visiting professors, students acquire the breadth of knowledge and the skills necessary to tackle various artistic and design problems.

Programs Offered:

Bachelor of Architecture (176 credits)

BFA in Fashion design (128 credits)

BA in Fine Arts (92 credits)

BFA in Graphic Design (110 credits)

BFA in Interior Design (120 credits)

MA in Islamic Art (30 credits)

- **School of Arts & Sciences**

The School of Arts and Sciences, LAU's oldest academic unit, embodies the university's liberal arts tradition. Renowned for its broad range of well-established programs, the school takes pride in its mandate to cultivate students' critical thinking and communication skills.

Programs Offered:

BA in Arabic Language & Literature (92 credits)

BA in Performing Arts (92 credits)

BA in Communication (92 credits)

BA in English (92 credits)

BA in History (92 credits)

BA in Multimedia Journalism (92 credits)

BA in Philosophy (92 credits)

BA in Political Science (92 credits)

BA in Political Science/International Affairs (92 credits)

BA in Psychology (92 credits)

BA in Social Work and Community Development (92 credits)*

This program does not prepare students for the practice of Social Work in New York State. If a graduate of this program seeks to enter a master's level social work program, all decisions regarding advanced standing are made at the discretion of the institution offering the MSW program.

BA in Television & Film (92 credits)

BA in Translation (92 credits)

BS in Applied Physics (94 credits)*

This program is pending the formalities of registration with the Lebanese Ministry of Education and Higher Education" (see <https://sas.lau.edu.lb/natural-sciences/programs/bs-in-applied-physics.php> and <https://sas.lau.edu.lb/natural-sciences/programs/ms-nutrition.php>).

BS in Bioinformatics (100 credits)

BS in Biology (96 credits)

BS in Chemistry (94 credits)

BS in Computer Science (92 credits)

BS in Mathematics (92 credits)

BS in Nutrition (96 credits) *

The BS in Nutrition does not lead to New York State certification. Dietitians and nutritionists do not have the authority to independently engage in the ordering of medical nutrition therapy in New York State."

BS in Nutrition & Dietetics - Coordinated Program*

The BS in Nutrition & Dietetics - Coordinated Program does not lead to New York State certification. Dietitians and nutritionists do not have the authority to independently engage in the ordering of medical nutrition therapy in New York State.

MA in Education (30 credits)

MA in Interdisciplinary Gender Studies (30 credits)

MA in International Affairs (30 credits)

MA in Migration Studies (30 credits)

MA in Multimedia Journalism (32 credits)*

Pending completion of registration formalities with the Lebanese Ministry of Education and Higher Education

MS in Applied & Computational Mathematics (30 credits)

MS in Biological Sciences (30 credits)

MS in Computer Science (30 credits)

MS in Nutrition (30 credits)*

The MS in Nutrition program does not lead to New York State certification. Dietitians and nutritionists do not have the authority to independently engage in the ordering of medical nutrition therapy in New York State.

Teaching Diploma in Education (21 credits)

Diploma in Learning Disabilities & Giftedness (21 credits)

- **The Adnan Kassar School of Business**

As one of the oldest autonomous American-style business schools in the Middle East, the Adnan Kassar School of Business (AKSOB) is committed to excellence in teaching, scholarly and applied research, and professional service. AKSOB is among the 5 percent of business schools worldwide to be accredited by the Association to Advance Collegiate Schools of Business (AACSB).

The school's undergraduate and graduate programs prepare students for the evolving world of business, enabling them to use the appropriate learning, technology and decision-making tools to understand the global impact of economic conditions and cultural dimensions.

Program Offered:

BS in Business Studies (92 credits)

BS in Economics (92 credits)

BS in Hospitality & Tourism Management (92 credits)

Executive Master of Business Administration (EMBA) (36 credits)

LLM Business Law (30 credits)

MA in Applied Economics (30 credits)

MS in Human Resources Management (30 credits)

Master of Business Administration (MBA) (39 credits)

- **School of Engineering**

The School of Engineering combines rigorous academics with a dynamic solid foundation that equips talented engineers for success in their professional and civic lives.

The school offers a range of leading-edge courses and houses a host of state-of-the-art research laboratories. The integrated style of learning and teaching through laboratory classes, project work, and industry-sponsored fieldwork enables students to become more independent and to think critically.

Program Offered:

BE in Civil Engineering (150 credits)

BE in Computer Engineering (150 credits)

BE in Electrical Engineering (150 credits)

BE in Industrial Engineering (150 credits)

BE in Mechanical Engineering (150 credits)

BE in Mechatronics Engineering (150 credits)

BE in Petroleum Engineering (150 credits)

MS in Civil & Environmental Engineering (30 credits)

MS in Computer Engineering (30 credits)

MS in Industrial Engineering & Engineering Management (30 credits)

MS in Mechanical Engineering (30 credits)

Pro-Green Diploma

- **Gilbert and Rose-Marie Chagoury School of Medicine**

Conceived and designed in collaboration with Harvard Medical International, the Gilbert and Rose-Marie Chagoury School of Medicine offers a multidisciplinary American-model curriculum that fosters critical thinking, promotes lifelong learning, and employs new pedagogical evaluation and assessment tools.

The school prepares students for the challenges of real-world situations through its many resources, including the school's cutting-edge Clinical Simulation Center and its clinical and basic sciences research lab.

Furthermore, students can gain training and earn scholarships through the school's local and international affiliations in research and clinical medicine.

The school's main clinical training center is the LAU Medical Center-Rizk Hospital and the LAU Medical Center-St John's Hospital (planned for summer 2020). LAU's medical students also train with a number of health facilities through affiliation/agreement arrangements.

Degrees Offered:

Doctor of Medicine (MD)*

Pending completion of registration formalities with the New York State Education Department

- **Alice Ramez Chagoury School of Nursing**

The Alice Ramez Chagoury School of Nursing's comprehensive curriculum emphasizes professional nursing standards, patient-centered care, and ethical practice. Built on a liberal arts foundation, the curriculum complements nursing science with knowledge from the biomedical and social sciences, thereby allowing graduates to pursue licensure as registered nurses in Lebanon and around the world.

Demonstrating the school's excellence, the majority of nursing students are hired immediately upon graduation in top hospitals and NGOs across Lebanon, while others go on to pursue their graduate studies in high-ranking universities in Lebanon and abroad.

Degrees Offered:

BS in Nursing

- **School of Pharmacy**

The School of Pharmacy offers unique educational programs that emphasize biomedical, pharmaceutical, social, behavioral, administrative and clinical sciences, as well as soft skills and service learning, all of which are essential to better serve patients and the community. Over the past five years, pharmacy graduates have maintained an average pass rate of 91 percent on the North American Pharmacy Licensing Exam (NAPLEX®) and 100 percent on the Lebanese National Competency Assessment Examination (Colloquium). Graduates are well-placed to pursue graduate studies, postgraduate residencies, or work in diverse fields such as community and hospital pharmacies, clinical settings, pharmaceutical sales, pharmaceutical industry, and academia.

Degrees Offered:

BS in Pharmacy

MS in Pharmaceutical Development and Management

Doctor of Pharmacy (Pharm.D.)

- **Graduate Studies & Research**

The Graduate Studies & Research (GSR) office supports the LAU community in developing a range of programs and managing grant-seeking projects, to establish LAU as a regionally and internationally recognized institution for research and graduate education.

The GSR office assists faculty and students with grant development, data analysis, and the promotion of novel discoveries along with associated patents and copyrights.

The office also hosts innovative interdisciplinary graduate programs in strategic areas.

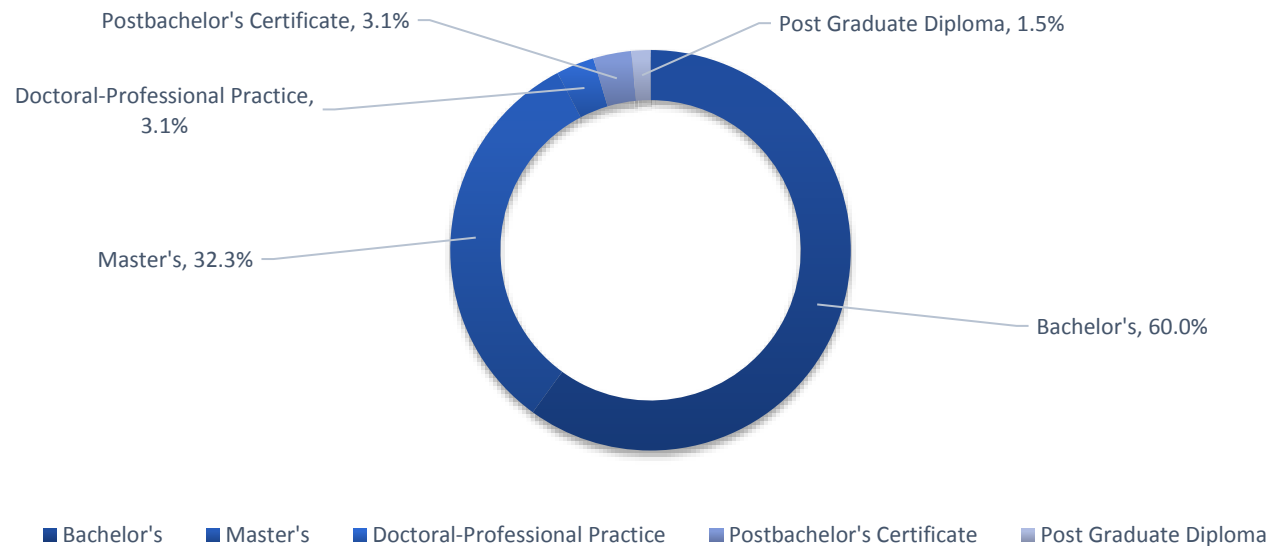
Degrees Offered:

Executive MA in Actuarial Science

Degree Programs and Certificates Offered - Fall 2020

	Bachelor	Master	Doctoral – Professional Practice	Postbachelor’s Certificate	Post Graduate Diploma
School of Architecture & Design	5	1			
School of Arts and Sciences	22	9		2	
Adnan Kassar School of Business	3	5			
School of Engineering	7	4			1
Gilbert & Rose-Marie Chagoury School of Medicine			1		
Alice Ramez Chagoury School of Nursing	1				
School of Pharmacy	1	1	1		
Office of Graduate Studies & Research		1			
Total	39	21	2	2	1

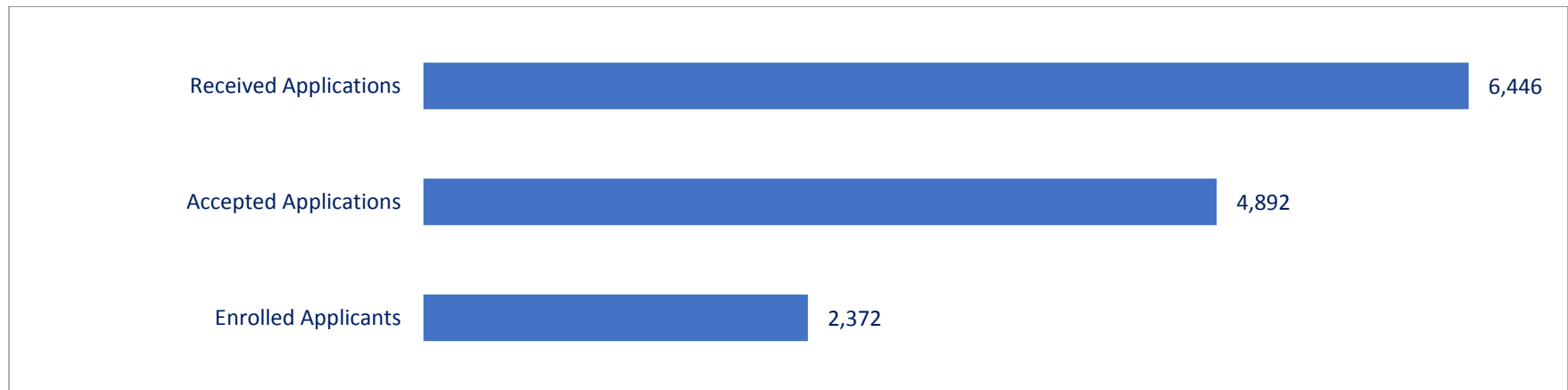
Degree Programs and Certificates Offered



Admissions by School and Level - Fall 2020

	Undergraduate			Graduate			Doctoral – Professional Practice		
	Applied	Accepted	Enrolled	Applied	Accepted	Enrolled	Applied	Accepted	Enrolled
School of Architecture & Design	283	249	108	21	8	7			
School of Arts and Sciences	2,507	2,026	928	365	191	122			
Adnan Kassar School of Business	919	774	394	389	232	156			
School of Engineering	1,138	855	342	82	38	30			
Gilbert & Rose-Marie Chagoury School of Medicine							193	95	64
Alice Ramez Chagoury School of Nursing	214	156	92				46	46	29
School of Pharmacy	199	171	83	47	19	12	239	141	93
Office of Graduate Studies & Research				2	0	0			
No College Designated **				6	6	0			
Total	5,294	4,257	1,952	913	494	327	239	141	93
<i>% Accepted / Applied</i>		80.41%			54.11%			59.00%	
<i>% Enrolled / Accepted</i>		45.85%			66.19%			65.96%	

**** Others include Special, Exchange, Study Abroad and Bridge students**



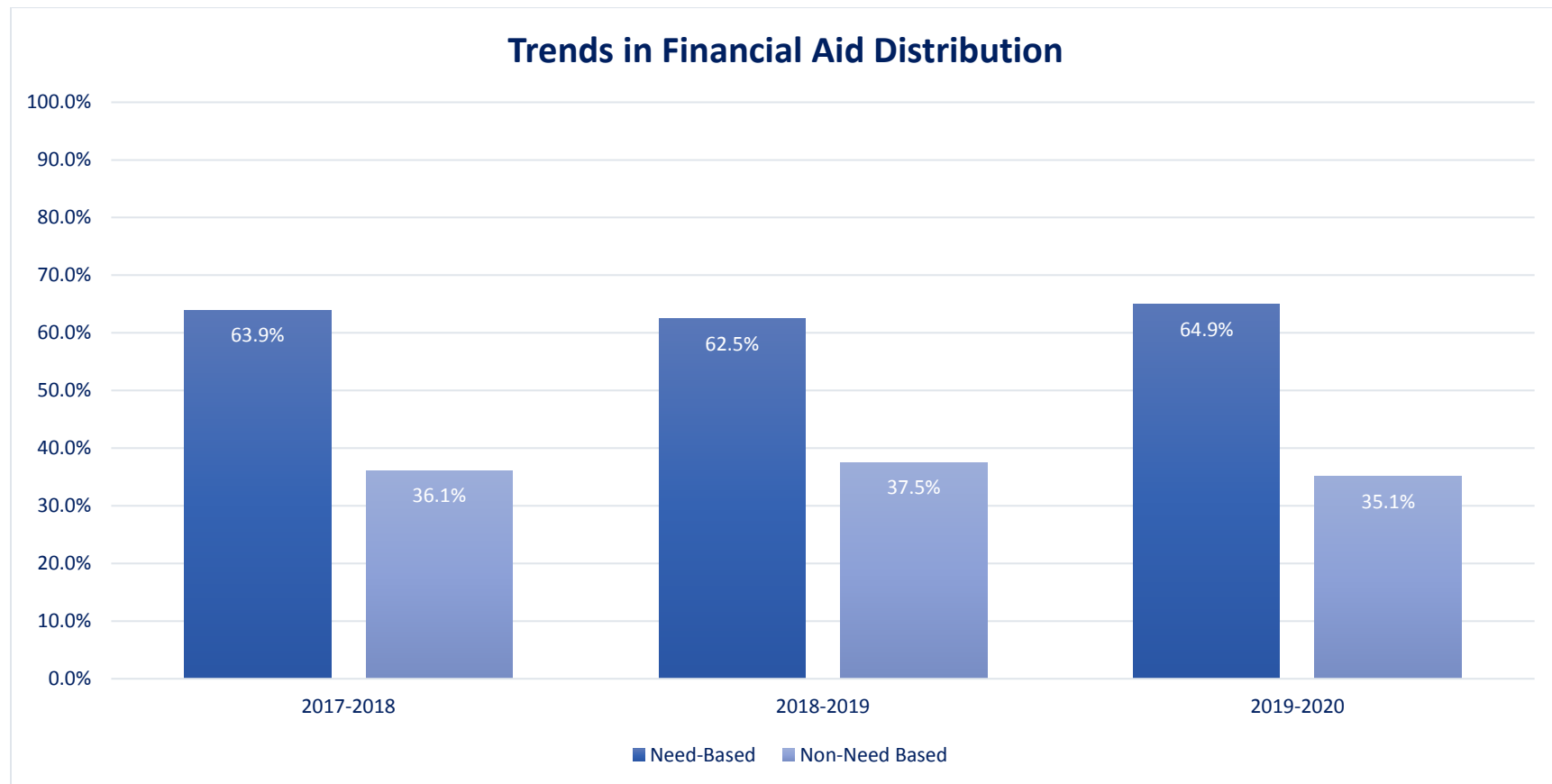
Financial Aid Program – AY 2019-2020

<i>Type of Aid</i>	Headcount	Amount
<i>Entrance Scholarships</i>	292	\$1,235,940.90
<i>Baccalaureat Scholarships</i>	434	\$4,247,728.30
<i>Honor Scholarships</i>	742	\$3,129,605.95
<i>Merit Scholarships</i>	112	\$2,097,269.35
<i>NCSR (Lebanese Scientific Research Grant)</i>	24	\$472,320.00
<i>Athletic Scholarships</i>	167	\$413,349.30
<i>Talent Scholarships</i>	150	\$938,716.00
<i>Work Aid</i>	3210	\$5,225,891.66
<i>Grants</i>	3869	\$20,190,564.90
<i>LAU Loans</i>	843	\$1,528,512.14
<i>MEPI-TL (US Dept. of State Grant)</i>	110	\$447,093.50
<i>USP (USAID Grant)</i>	239	\$1,612,503.32
<i>FAFSA (US Federal Loans)</i>	44	\$413,399.00
<i>Sponsorships</i>	194	\$985,678.51
<i>Graduate Assistantships</i>	358	\$2,333,465.06
Total	5279**	\$45,272,037.89

**** Duplicates occur at the level of the number of awards as a student may benefit from more than one type of financial aid, yet the total financial aid headcount is unduplicated.**

Distribution of Financial Aid by Type

	Need-Based	Non-Need Based	Total
2017-2018	\$21,767,777.14	\$12,295,763.18	\$34,063,540.32
2018-2019	\$23,664,158.47	\$14,224,905.05	\$37,889,063.52
2019-2020	\$29,403,070.25	\$15,868,967.64	\$45,272,037.89



Enrollment by School and Level - Fall 2020

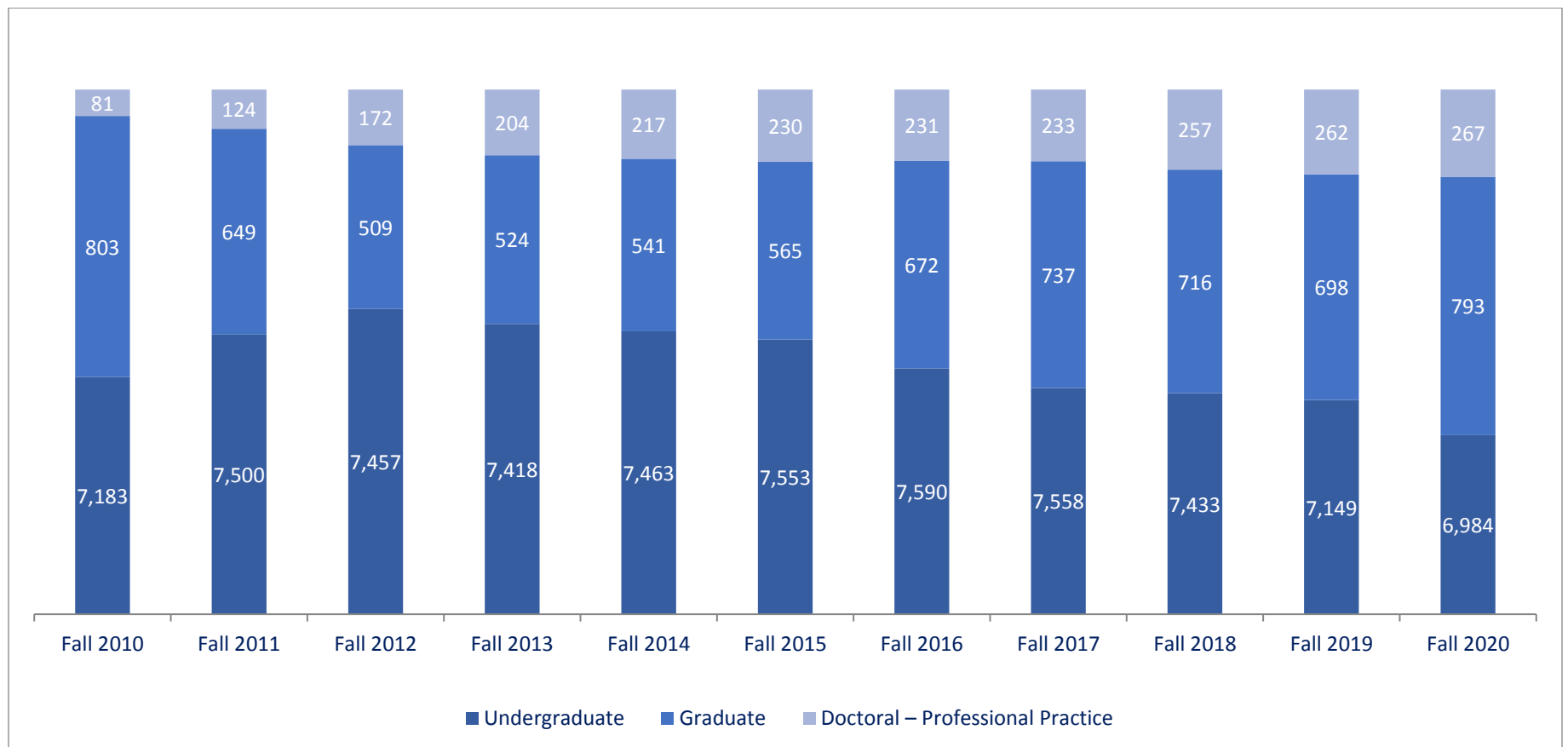
	Undergraduate			Graduate			Professional		
	Female	Male	Total	Female	Male	Total	Female	Male	Total
School of Architecture & Design	449	149	598	15	2	17			
School of Arts & Sciences	1,548	933	2,481	258	74	332			
Adnan Kassar School of Business	705	1,219	1,924	221	143	364			
School of Engineering	308	992	1,300	18	36	54			
Gilbert & Rose-Marie Chagoury School of Medicine							112	126	238
Alice Ramez Chagoury School of Nursing	137	60	197						
School of Pharmacy	319	76	395	23	3	26	25	4	29
No College Designated	33	56	89						
Total	3,499	3,485	6,984	535	258	793	137	130	267
% of Total	50%	50%	100%	67%	33%	100%	51%	49%	100%

Total Enrollment for Fall 2020 for LAU is 8,044: 4,171 Females and 3,873 Males.

**** Includes Special, Exchange, Study Abroad and Transition students.**

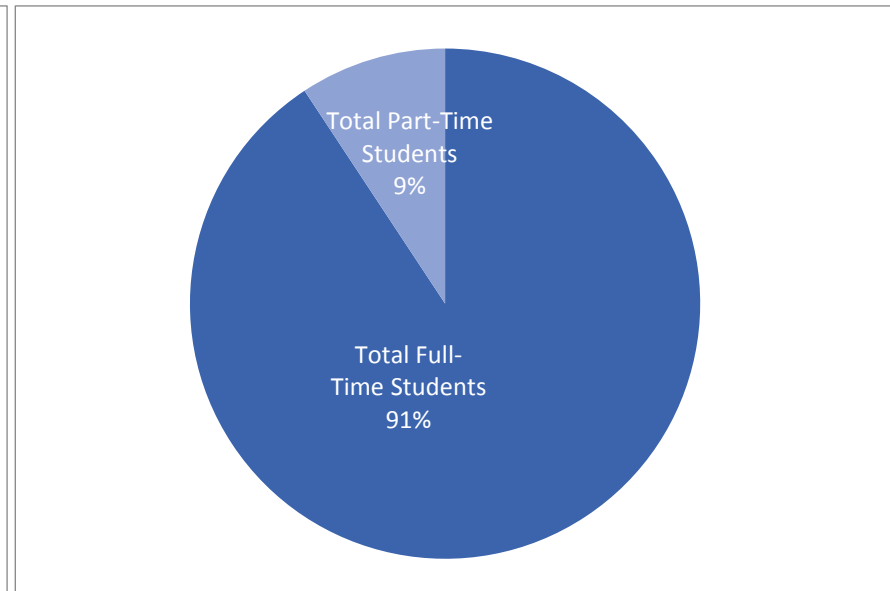
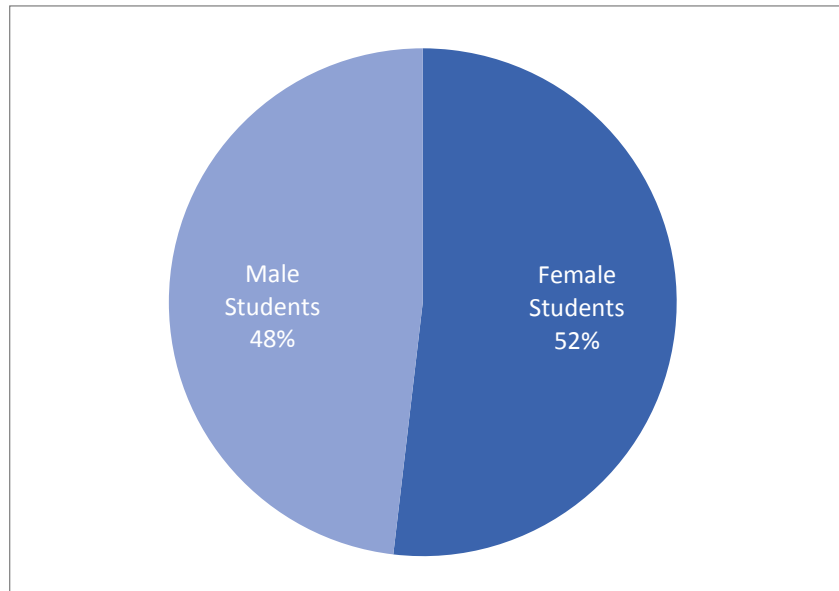
Enrollment Trends

	Fall 2010	Fall 2011	Fall 2012	Fall 2013	Fall 2014	Fall 2015	Fall 2016	Fall 2017	Fall 2018	Fall 2019	Fall 2020
<i>Undergraduate</i>	7,183	7,500	7,457	7,418	7,463	7,553	7,590	7,558	7,433	7,149	6,984
<i>Graduate</i>	803	649	509	524	541	565	672	737	716	698	793
<i>Doctoral – Professional Practice</i>	81	124	172	204	217	230	231	233	257	262	267
Total by university	8,067	8,273	8,138	8,161	8,221	8,348	8,493	8,528	8,406	8,109	8,044



Students Characteristics – Fall 2020

	Headcount	Percent of Total
Lebanon	6,666	83%
International	1,378	17%
Female Students	4,171	52%
Male Students	3,873	48%
Degree Seeking Students	7,998	99.4%
Non-Degree Seeking Students	46	0.6%
Full-Time Undergraduate Students	6,682	96%
Part-Time Undergraduate Students	302	4%
Full-Time Graduate Students	348	44%
Part-Time Graduate Students	445	56%
Full-Time Professional Students	267	100%



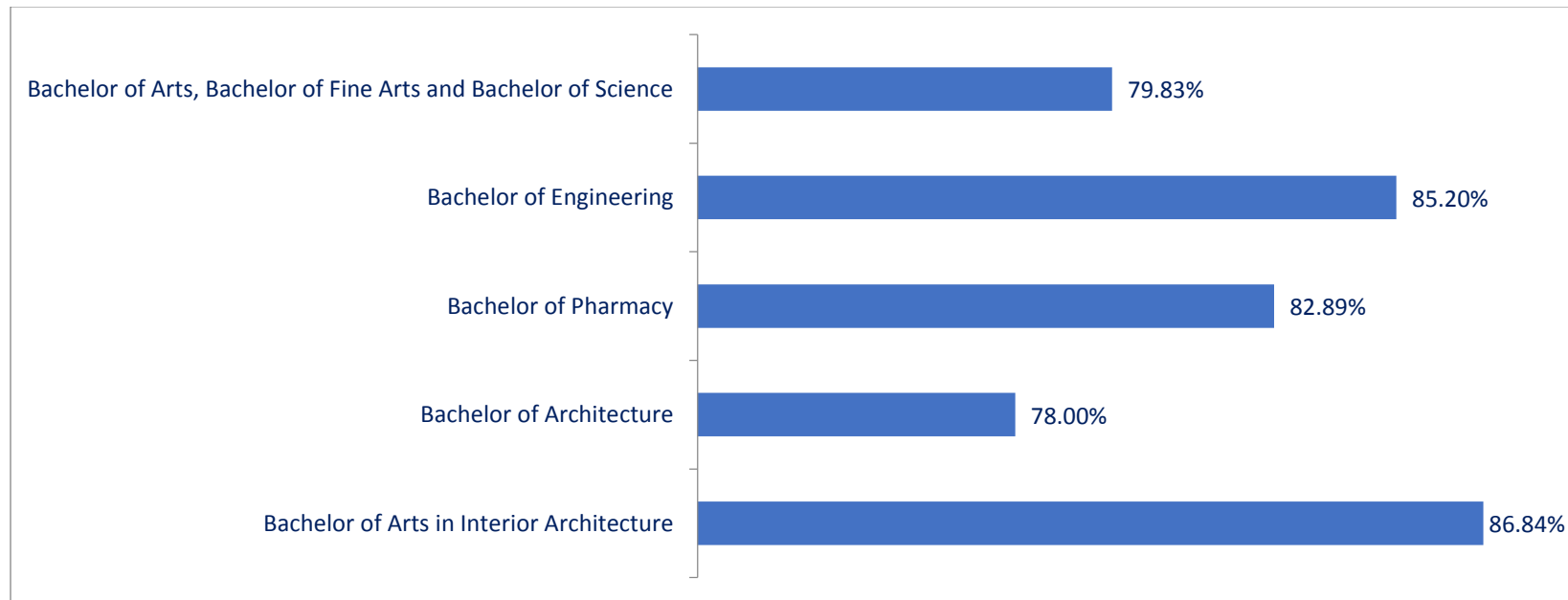
Retention Rates: First Time Students - Cohort Fall 2019

	Entering Cohort	Returning Fall 2019
School of Architecture & Design	78	84.6%
School of Arts & Sciences	596	88.1%
Adnan Kassar School of Business	298	84.9%
School of Engineering	285	86.7%
Alice Ramez Chagoury School of Nursing	45	86.7%
School of Pharmacy	85	88.2%
Others - Freshman	210	72.9%
Others - Transition	28	67.9%
	1,625	84.7%



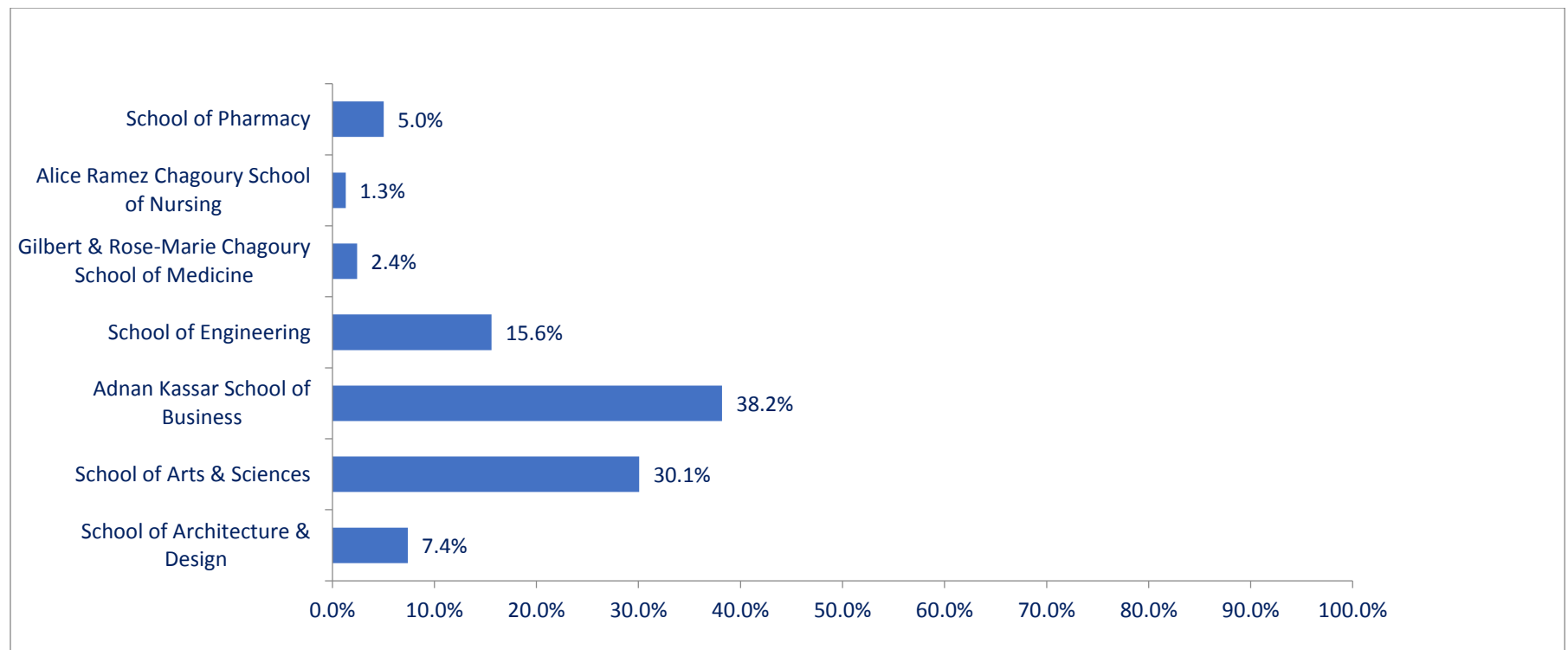
150% Graduation Rates - Cohort Fall 2012

Bachelor Degree	Percentage Graduation Rate
Bachelor of Arts and Bachelor of Science	79.83%
Bachelor of Engineering	85.20%
Bachelor of Pharmacy	82.89%
Bachelor of Architecture	78.00 %
Bachelor of Arts in Interior Architecture	86.84%
Bachelor's Degrees	81.25%



Degrees Granted July 1, 2019 to June 30, 2020

	Bachelor's	Master's	Doctoral	Post Bachelor
School of Architecture & Design	153			
School of Arts & Sciences	493	82		48
Adnan Kassar School of Business	654	137		
School of Engineering	317	6		
Gilbert & Rose-Marie Chagoury School of Medicine			50	
Alice Ramez Chagoury School of Nursing	27			
School of Pharmacy	72	1	31	
Total	1,716	226	81	48



Faculty – Fall 2020

	Full-Time	% Female	Part-Time*	% Female
School of Architecture & Design	26	38.5%	67	53.7%
School of Arts & Sciences	148	55.4%	234	67.5%
Adnan Kassar School of Business	62	29.0%	53	39.6%
School of Engineering	49	20.4%	46	21.7%
Gilbert & Rose-Marie Chagoury School of Medicine	19	68.4%		
Alice Ramez Chagoury School of Nursing	9	66.7%	7	71.4%
School of Pharmacy	20	55.0%	24	70.8%
Total	333	45.0%	431	57.3%

* Duplicate headcounts in part-time faculty counts occur as faculty may teach in two different schools.

Physicians	73	38.4%	128	18.8%
-------------------	-----------	--------------	------------	--------------

Staff – Fall 2020

	Full-Time Staff	Part-Time Staff
Male	318	38
Female	339	73
Total	657	111

Finances 2019-2020

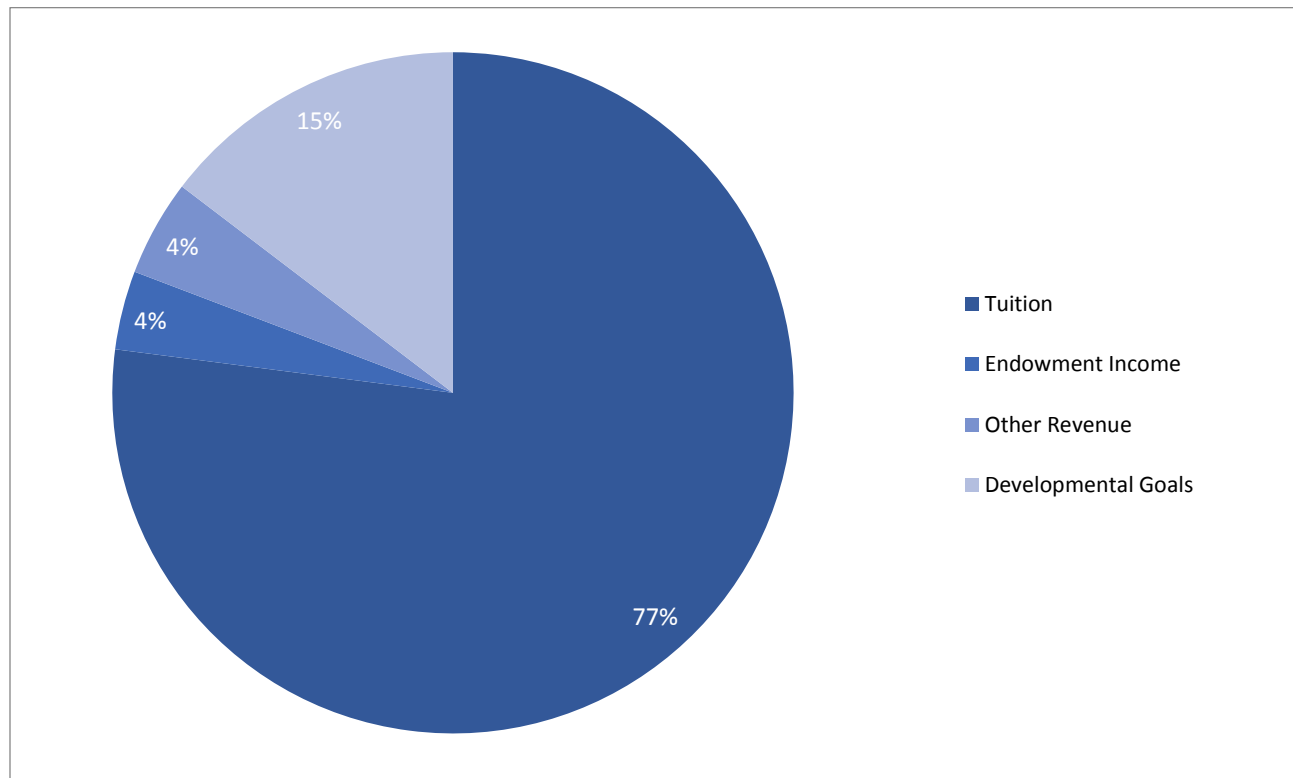
OPERATING BUDGET: **\$203,012,524**

- **Expenses by Function**

Education	\$79,316,879
Administration	\$37,329,751
Student Association	\$1,275,898
Grants and loans	\$25,074,439
Contingency & Transfer	\$8,500,000
Physical Plant	\$21,391,370
Auxiliary Enterprises	\$691,665
Fund Raising	\$6,127,430
Research & Development	\$1,791,650
Academic Support	\$21,513,442
Total	\$203,012,524

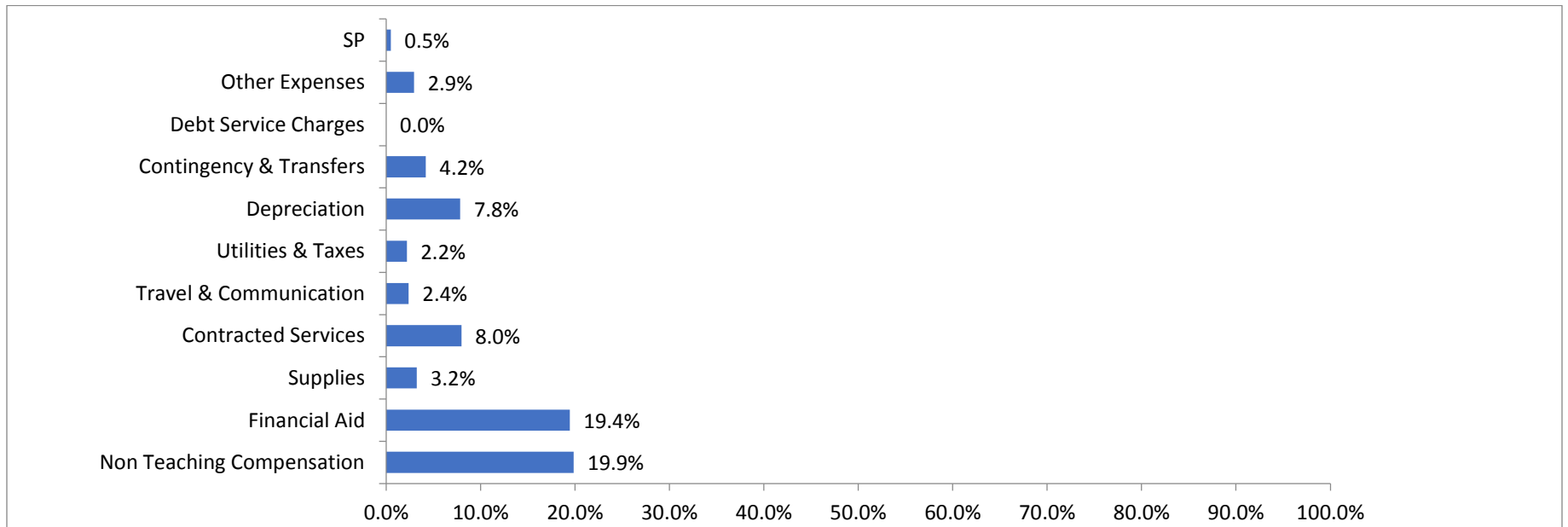
- Revenue Budget

Tuition	\$156,401,060
Endowment Income	\$7,600,000
Other Revenue	\$9,279,580
Developmental Goals	\$29,731,884
Total	\$203,012,524



- **Expense Budget**

Teaching Compensation	\$59,898,783
Non-Teaching Compensation	\$40,310,174
Financial Aid	\$39,465,975
Supplies	\$6,581,620
Contracted Services	\$16,164,769
Travel & Communication	\$4,832,636
Utilities & Taxes	\$4,437,000
Depreciation	\$15,895,211
Contingency & Transfers	\$8,500,000
Other Expenses	\$5,956,356
SP	\$970,000
Total	\$203,012,524



Library Collections 2019-2020

392,248 Print Books	592,550 Electronic Books	215 Print Serial Subscriptions	136,810 Electronic Journals	17,651 Media Materials	180 Online & Open Access Databases
-------------------------------	------------------------------------	---	---------------------------------------	----------------------------------	---



Alumni

Female Alumni	26,470
Male Alumni	21,455
Total Alumni	47,927

44 Alumni Chapters with LAU Alumni living in 87 different countries:

Algeria	Ghana	Malta	South Africa
Angola	Greece	Mexico	Spain
Argentina	Guinea	Monaco	Sudan
Australia	Haiti	Morocco	Sweden
Austria	Holland	Mozambique	Switzerland
Bahrain	India	New Zealand	Syria - Not to Mail
Belgium	Indonesia	Nigeria	Taiwan
Benin	Iran	Norway	Tanzania
Brazil	Iraq	Oman	Thailand
Canada	Ireland	Pakistan	Tunisia
China	Italy	Palestine - Not to Mail	Turkey
Colombia	Ivory Coast	Panama	Uganda
Cyprus	Jamaica	Philippines	Ukraine
Democratic Republic of the Congo	Japan	Poland	United Arab Emirates
Denmark	Jordan	Qatar	United Kingdom
Egypt	Korea	Republic of Singapore	United States of America
Ethiopia	Kuwait	Romania	Venezuela
Finland	Lebanon	Russia	Vietnam
France	Liberia	Saudi Arabia	West Indies
Gabon	Libya	Senegal	Yemen
Gambia	Luxembourg	Sierra Leone	Zimbabwe
Germany	Malaysia	Somalia	

Physical Facilities

	Beirut Campus	Byblos Campus
Land Area	27,500 m2	317,643 m2
No. of Buildings	13	19
Green Area	4,550 m2	13,690 m2
Built-Up Area	72,966.8 m2	99,820.9 m2
Leased Facilities	2,729.3 m2	N/A
Support Facilities	5,897.3 m2	22,500.5 m2

Other Facilities	SOM Clinical Administration -Ashrafieh	LAU Medical Center - St. John's Hospital	Off-Campus Residence Halls	LAU Executive Center @ BCD
	1,732.8 m2	16,076 m2	9,078 m2	644 m2
Other Properties	LAU Sidon Campus	LAU New York Headquarters and Academic Center	LAU Medical Center - Rizk Hospital	LAU Louis Cardahi Foundation
	38,008 m2	2,368 m2	7,900 m2	275 m2

