

# FACTS & FIGURES 2024



***Department of Institutional Research and Assessment***

*Your suggestions and comments are welcomed.*

*For questions or additional queries do not hesitate to contact us by email: [dira@lau.edu.lb](mailto:dira@lau.edu.lb) or at extensions 1232, 1338, 3906, 1484, 1384, 2338.*

## Contents

About the Institution.....	4
Institutional Accreditation.....	5
Program Accreditation .....	5
1. School of Architecture and Design .....	5
2. School of Arts and Sciences .....	6
3. Adnan Kassar School of Business .....	6
4. Gilbert and Rose-Marie Chagoury School of Medicine .....	6
5. School of Engineering.....	7
6. School of Nursing.....	7
7. School of Pharmacy.....	7
Rankings .....	8
Schools and Academic Programs - Fall 2024 .....	9
1. School of Architecture & Design.....	9
2. School of Arts & Sciences.....	9
3. The Adnan Kassar School of Business .....	10
4. School of Engineering.....	11
5. Gilbert and Rose-Marie Chagoury School of Medicine .....	12
6. Alice Ramez Chagoury School of Nursing.....	13
7. School of Pharmacy.....	13
Degree Programs Offered – Fall 2024 .....	14
Admissions by School and Level - Fall 2024.....	15
Financial Aid Awards AY 2023-2024.....	16
Trends in Financial Aid Distribution by Type .....	17
Enrollment by School and Level - Fall 2024.....	18
Enrollment Trends .....	19
Students Characteristics – Fall 2024 .....	20
Retention Rates: First Time Students - Cohort Fall 2023.....	21

150% Graduation Rates - Cohort Fall 2016 .....	22
Degrees Granted July 1, 2023 to June 30, 2024* .....	23
Faculty – Fall 2024 .....	24
Staff – Fall 2024 .....	24
Finances 2023-2024 .....	25
Expenses by Function .....	25
Revenue Budget.....	26
Expense Budget.....	27
Library Collections 2023-2024 .....	28
Alumni .....	29
Physical Facilities .....	31

## About the Institution

**Control:** Private, not-for-profit, independent

**Type:** Coeducational

**Academic Calendar:** A fall and spring semester in addition to one summer session

**Degrees offered:** Bachelor's, Master's, Post-bachelor's Certificate, Post Graduate Diploma and Doctoral Degree-Professional Practice.

**Schools:** School of Architecture and Design, School of Arts and Sciences, Adnan Kassar School of Business, School of Engineering, Gilbert & Rose-Marie Chagoury School of Medicine, Alice Ramez Chagoury School of Nursing and School of Pharmacy.

**Degree programs:** Academic offerings include **66-degree programs: 34 bachelor's** degree programs, **19 master's** degree programs, **6 online master's** degree programs, **2 professional** degree programs, **3 online graduate certificates** and **2 post-bachelor's certificates**.

**Mission:** Lebanese American University is committed to academic excellence, student centeredness, civic engagement, the advancement of scholarship, the education of the whole person, and the formation of leaders in a diverse world.

**Charter:** LAU is chartered by the Board of Regents of the University of the State of New York. The University of the State of New York is the sole entity authorized by the State of New York to incorporate higher education institutions and authorize them to confer degrees.

**Recognition:** Degrees awarded by the Lebanese American University are officially registered with the Ministry of Higher Education in Lebanon and with the Board of Education in the State of New York.

## Institutional Accreditation

LAU is accredited by the New England Commission of Higher Education (NECHE), formerly the Commission on Institutions of Higher Education of the New England Association of Schools and Colleges, Inc.

## Program Accreditation

### 1. School of Architecture and Design

#### **Bachelor of Architecture**

The Bachelor of Architecture degree is officially recognized by the Lebanese Ministry of Education and Higher Education, which entitles its holder to register in the Order of Engineers & Architects in Lebanon. In addition, the B. Arch program has been granted initial accreditation as of 2019 by the National Architectural Accrediting Board (NAAB), which accredits architecture programs in the United States. Following that, the program was revisited in March 2023, and was granted continuing accreditation for an 8-year term, effective as of January 2023. The program is the first in Lebanon and the third outside the United States to receive NAAB accreditation: <https://www.naab.org/>.

The Bachelor of Architecture degree is also officially recognized as equivalent to the Diplome d'Etat d'Architecte (DEA) by the Ministry of Culture in France.

#### **Design Programs**

The School of Architecture & Design at LAU earned the National Association of Schools of Art & Design (NASAD) Accreditation in 2020. The NASAD accreditation covers the BFA in Studio Arts, the BFA in Interior Design, the BFA in Graphic Design and the BFA in Fashion Design and the Master in Islamic Art. For more information on NASAD: <https://nasad.arts-accredit.org/>

## 2. School of Arts and Sciences

### Bachelor of Science in Computer Science

The BS in Computer Science Program is accredited by the Computing Accreditation Commission of ABET, <https://www.abet.org>, under the General Criteria and the Computer Science Program Criteria.

### Combined Program in Nutrition and Dietetics (BS in Nutrition and Dietetics Coordinated Program (CP) and MS in Nutrition)

The Coordinated Program is accredited by the Accreditation Council for Education in Nutrition and Dietetics (ACEND), 120 South Riverside Plaza, Suite 2190, Chicago, IL, 60606-6995, (<http://www.eatrightpro.org/acend>).

## 3. Adnan Kassar School of Business

The Adnan Kassar School of Business (AKSOB) at the Lebanese American University (LAU) is accredited by the Association to Advance Collegiate Schools of Business (AACSB) International. In addition, AKSOB's Hospitality and Tourism Program is accredited by the Accreditation Commission for Programs in Hospitality Administration (ACPHA).

AKSOB's portfolio includes three undergraduate degree programs: Bachelor of Science in Business, Bachelor of Science in Economics, and BS in Business Emphasis Hospitality and Tourism Management; and four minor programs: Minor in Business, Minor in Data Analytics, Minor in Economics, and Minor in Hospitality and Tourism Management ; in addition to ten graduate programs: Master of Business Administration (MBA), MBA in Business Analytics (online), Executive MBA, MBA in Global Business Administration (online), Master of Arts in Applied Economics, LL.M. in Business Law, Master of Studies in Law, Master of Science in Human Resources Management, MBA in Healthcare Management (online) and MS in Data Analytics.

## 4. Gilbert and Rose-Marie Chagoury School of Medicine

### Doctor of Medicine

On July 12, 2023, the Association for Evaluation and Accreditation of Medical Education Programs (TEPDAD/Turkey), a World Federation for Medical Education-recognized accreditation agency, officially awarded LAU's undergraduate medical program (MD) full accreditation until August 31, 2027. This accreditation comes after the program had previously received a two-year provisional accreditation in the summer of 2021, pending an onsite visit.

## 5. School of Engineering

### Bachelor of Engineering Programs

- The Bachelor of Engineering degree program in Civil Engineering is accredited by the Engineering Accreditation Commission of ABET, <https://www.abet.org>, under the commission's General Criteria and Program Criteria for Civil Engineering.
- The Bachelor of Engineering degree program in Computer Engineering is accredited by the Engineering Accreditation Commission of ABET, <https://www.abet.org>, under the commission's General Criteria and Program Criteria for Computer Engineering.
- The Bachelor of Engineering degree program in Electrical Engineering is accredited by the Engineering Accreditation Commission of ABET, <https://www.abet.org>, under the commission's General Criteria and Program Criteria for Electrical Engineering.
- The Bachelor of Engineering degree program in Industrial Engineering is accredited by the Engineering Accreditation Commission of ABET, <https://www.abet.org>, under the commission's General Criteria and Program Criteria for Industrial Engineering.
- The Bachelor of Engineering degree program in Mechanical Engineering is accredited by the Engineering Accreditation Commission of ABET, <https://www.abet.org>, under the commission's General Criteria and Program Criteria for Mechanical Engineering.
- The Bachelor of Engineering degree program in Mechatronics Engineering is accredited by the Engineering Accreditation Commission of ABET, <https://www.abet.org>, under the commission's General Criteria and Program Criteria for Mechatronics Engineering.
- The Bachelor of Engineering degree program in Petroleum Engineering is accredited by the Engineering Accreditation Commission of ABET, <https://www.abet.org>, under the commission's General Criteria and Program Criteria for Petroleum Engineering.

In addition, the B.E. in Civil Engineering, B.E. in Computer Engineering, B.E. in Electrical Engineering, B.E. in Industrial Engineering and B.E. in Mechanical Engineering are accredited by the Federation of Arab Engineers.

## 6. School of Nursing

### Bachelor of Science in Nursing

"The Bachelor of Science in Nursing at the Lebanese American University- Alice Ramez Chagoury School of Nursing is accredited by the Commission on Collegiate Nursing Education, 655 K Street, NW, Suite 750, Washington, DC 20001, (202)-887-6791."

## 7. School of Pharmacy

### Doctor of Pharmacy

The School of Pharmacy is a full member of the American Association of Colleges of Pharmacy (AACP). Currently, the Doctor of Pharmacy program at LAU is the only one outside the United States that is accredited by the Accreditation Council for Pharmacy Education (ACPE). PharmD graduates are eligible for licensure as pharmacists in US state boards of pharmacy.

## Rankings

Entity	Rank
THE World University Rankings 2025	Tied for No. 1 in Lebanon
	No. 1 in Lebanon in Research Environment and Research Quality
THE Asia University Rankings 2024	No. 2 in Lebanon
THE World University Rankings by Subject 2024	No. 1 in Business and Economics in Lebanon
	No.3 in Clinical Health in Lebanon
	No. 1 in Social Sciences in Lebanon
	No. 2 in Engineering
	No. 2 in Physical Sciences
THE Impact Rankings 2024	No. 1 in Lebanon in SDG 1, No Poverty, SDG 8, Decent Work and Economic Growth and SDG 17, Partnerships for the Goals.
	No. 3 in SDG 5, Gender Equality
	Ranked in 401-600 bracket worldwide
THE Arab University Rankings 2024	Tied for No. 1 in Lebanon and No. 12 in the Arab World
QS World University Rankings 2025	No. 4 in Lebanon
QS University Rankings in the Arab Region 2025	No. 4 in Lebanon
	No. 31 in the Arab World
QS World University Rankings by Subject 2023	No. 1 in Petroleum Engineering in Lebanon <b>with other universities</b>
	No. 2 in Business & Management Studies in Lebanon
	No. 4 in Computer Science and Information Systems
QS Graduate Employability Rankings 2022	No. 2 in Lebanon
QS Global MBA Rankings 2025: Middle East & Africa	No. 3 In Lebanon No. 15 in Middle East and Africa



# Schools and Academic Programs - Fall 2024

## 1. School of Architecture & Design

The School of Architecture and Design is committed to high educational standards, offering programs within an open, creative, and multidisciplinary studio culture.

Taught by faculty drawn from a large pool of local talent as well as visiting professors, students acquire the breadth of knowledge and the skills necessary to tackle various artistic and design problems.

### **Programs Offered:**

Bachelor of Architecture (169 credits)

BFA in Fashion design (128 credits)

BFA in Studio Arts (90 credits)

BFA in Graphic Design (110 credits)

BFA in Interior Design (120 credits)

MA in Islamic Art (30 credits)

## 2. School of Arts & Sciences

The School of Arts and Sciences, LAU's oldest academic unit, embodies the university's liberal arts tradition. Renowned for its broad range of well-established programs, the school takes pride in its mandate to cultivate students' critical thinking and communication skills.

### **Programs Offered:**

BA in Communication (92 credits)

BA in Performing Arts (92 credits)

BA in English (92 credits)

BA in Multimedia Journalism (92 credits)

BA in Political Science/International Affairs (92 credits)

BA in Psychology (92 credits)

BA in Television & Film (92 credits)

BA in Translation (92 credits)

BS in Bioinformatics (100 credits)

BS in Biology (96 credits)

BS in Chemistry (94 credits)

BS in Computer Science (92 credits)

BS in Education (92 credits)

BS in Mathematics (92 credits)

BS in Nutrition and Dietetics (96 credits) \*

*The BS in Nutrition and Dietetics does not lead to New York State certification. Dietitians and nutritionists do not have the authority to independently engage in the ordering of medical nutrition therapy in New York State.*

BS in Nutrition & Dietetics Coordinated Program (123 credits) \*

*The BS in Nutrition & Dietetics - Coordinated Program does not lead to New York State certification. Dietitians and nutritionists do not have the authority to independently engage in the ordering of medical nutrition therapy in New York State.*

MA in Education (30 credits)

MA in Interdisciplinary Gender Studies (30 credits)

MA in International Affairs (30 credits)

MA in Migration Studies (30 credits)

MS in Applied Artificial Intelligence (Online) (30 credits)

MS in Biological Sciences (30 credits)

MS in Computer Science (30 credits)

MS in Nutrition (30 credits)

Online MS in Computer Science (30 credits)

Teaching Diploma in Education (24 credits)

Diploma in Learning Disability & Giftedness (21 credits)

Online Cybersecurity Certificate (9 credits)

Online AI and Data Science Certificate (9 credits)

Online Fundamentals of Applied Artificial Intelligence Certificate (9 credits)

Dietetic Internship

### **3. The Adnan Kassar School of Business**

As one of the oldest autonomous American-style business schools in the Middle East, the Adnan Kassar School of Business (AKSOB) is committed to excellence in teaching, scholarly and applied research, and professional service. AKSOB is among the 5 percent of business schools worldwide to be accredited by the Association to Advance Collegiate Schools of Business (AACSB).

The school's undergraduate and graduate programs prepare students for the evolving world of business, enabling them to use the appropriate learning, technology and decision-making tools to understand the global impact of economic conditions and cultural dimensions.

**Program Offered:**

BS in Business (92 credits)

BS in Economics (92 credits)

BS in Business Emphasis Hospitality & Tourism Management (92 credits)

Executive Master of Business Administration (EMBA) (36 credits)

LLM Master of Laws (30 credits)

MA in Applied Economics (30 credits)

MSc in Human Resources Management (30 credits)

Master of Business Administration (MBA) (39 credits)

Master of Studies in Law (MSL) (30-39 credits)

Master of Business Administration (MBA) in Healthcare Management (Online) (33 credits)

Online Global MBA (33 credits)

MBA in Business Analytics (Online) (33 credits)

## 4. School of Engineering

The School of Engineering combines rigorous academics with a dynamic solid foundation that equips talented engineers for success in their professional and civic lives.

The school offers a range of leading-edge courses and houses a host of state-of-the-art research laboratories. The integrated style of learning and teaching through laboratory classes, project work, and industry-sponsored fieldwork enables students to become more independent and to think critically.

**Program Offered:**

BE in Civil Engineering (150 credits)

BE in Computer Engineering (150 credits)

BE in Electrical Engineering (150 credits)  
BE in Industrial Engineering (150 credits)  
BE in Mechanical Engineering (150 credits)  
BE in Mechatronics Engineering (150 credits)  
BE in Petroleum Engineering (150 credits)  
BE in Chemical Engineering (150 credits)  
MS in Civil & Environmental Engineering (30 credits)  
MS in Computer Engineering (30 credits)  
MS in Industrial Engineering & Engineering Management (30 credits)  
MS in Mechanical Engineering (30 credits)  
Online MS in International Construction Management (30 credits)

## 5. Gilbert and Rose-Marie Chagoury School of Medicine

Conceived and designed in collaboration with Harvard Medical International, the Gilbert and Rose-Marie Chagoury School of Medicine offers a multidisciplinary American-model curriculum that fosters critical thinking, promotes lifelong learning, and employs new pedagogical evaluation and assessment tools.

The school prepares students for the challenges of real-world situations through its many resources, including the school's cutting-edge Clinical Simulation Center and its clinical and basic sciences research lab.

Furthermore, students can gain training and earn scholarships through the school's local and international affiliations in research and clinical medicine.

The school's main clinical training center is the LAU Medical Center-Rizk Hospital and the LAU Medical Center-St John's Hospital (planned for summer 2020). LAU's medical students also train with a number of health facilities through affiliation/agreement arrangements.

### **Degrees Offered:**

Doctor of Medicine\*

Pending completion of registration formalities with the New York State Education Department

## 6. Alice Ramez Chagoury School of Nursing

The Alice Ramez Chagoury School of Nursing's comprehensive curriculum emphasizes professional nursing standards, patient-centered care, and ethical practice. Built on a liberal arts foundation, the curriculum complements nursing science with knowledge from the biomedical and social sciences, thereby allowing graduates to pursue licensure as registered nurses in Lebanon and around the world.

Demonstrating the school's excellence, the majority of nursing students are hired immediately upon graduation in top hospitals and NGOs across Lebanon, while others go on to pursue their graduate studies in high-ranking universities in Lebanon and abroad.

### **Degrees Offered:**

BS in Nursing (103 credits)

## 7. School of Pharmacy

The School of Pharmacy offers unique educational programs that emphasize biomedical, pharmaceutical, social, behavioral, administrative and clinical sciences, as well as soft skills and service learning, all of which are essential to better serve patients and the community. Over the past five years, pharmacy graduates have maintained an average pass rate of 91 percent on the North American Pharmacy Licensing Exam (NAPLEX®) and 100 percent on the Lebanese National Competency Assessment Examination (Colloquium). Graduates are well-placed to pursue graduate studies, postgraduate residencies, or work in diverse fields such as community and hospital pharmacies, clinical settings, pharmaceutical sales, pharmaceutical industry, and academia.

### **Degrees Offered:**

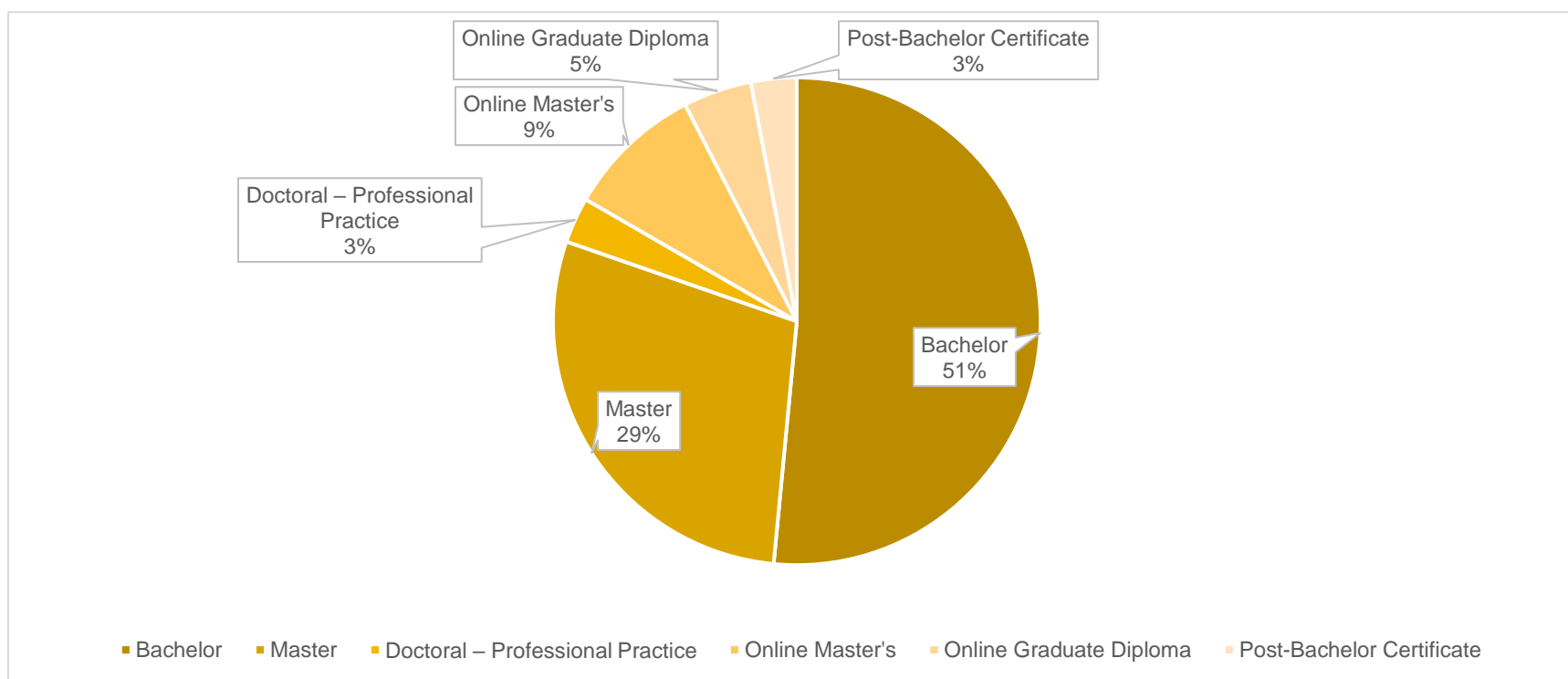
BS in Pharmacy (174 credits)

MS in Pharmaceutical Development & Management (36 credits)

Doctor of Pharmacy (201 credits)

## Degree Programs Offered – Fall 2024

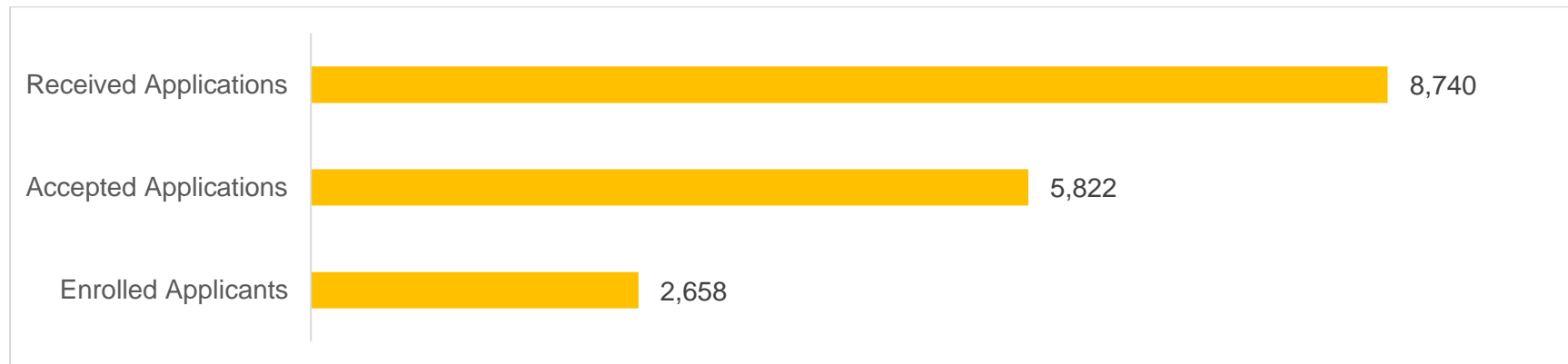
School	Bachelor	Master	Doctoral – Professional Practice	Online Master's	Online Graduate Diploma	Post-Bachelor Certificate
School of Architecture & Design	5	1				
School of Arts and Sciences	16	7		2	3	2
Adnan Kassar School of Business	3	6		3		
School of Engineering	8	4		1		
Gilbert & Rose-Marie Chagoury School of Medicine			1			
Alice Ramez Chagoury School of Nursing	1					
School of Pharmacy	1	1	1			
<b>Total</b>	<b>34</b>	<b>19</b>	<b>2</b>	<b>6</b>	<b>3</b>	<b>2</b>



## Admissions by School and Level - Fall 2024

School	Undergraduate			Graduate			Doctoral – Professional Practice		
	Applied	Accepted	Enrolled	Applied	Accepted	Enrolled	Applied	Accepted	Enrolled
School of Architecture & Design	519	385	164	5	4	2			
School of Arts and Sciences	2,934	2,028	850	400	198	105			
Adnan Kassar School of Business	1,588	1,144	563	390	304	180			
School of Engineering	2,051	1,263	534	67	41	20			
Gilbert & Rose-Marie Chagoury School of Medicine							301	129	70
Alice Ramez Chagoury School of Nursing	161	78	45						
School of Pharmacy	228	171	81	38	24	12	50	49	30
No College Designated **	8	4	2						
<b>Total</b>	<b>7,489</b>	<b>5,073</b>	<b>2,239</b>	<b>900</b>	<b>571</b>	<b>319</b>	<b>351</b>	<b>178</b>	<b>100</b>
<b>% Accepted / Applied</b>	<b>67.74%</b>			<b>63.44%</b>			<b>50.71%</b>		
<b>% Enrolled / Accepted</b>	<b>44.14%</b>			<b>55.87%</b>			<b>56.18%</b>		

\* Includes Special, Exchange, Study Abroad, SINARC and Transition students.



## Financial Aid Awards AY 2023-2024

Type of Aid	Headcount*	Amount**
Entrance Scholarships	767	\$2,702,697.90
Baccalaureat Scholarships	447	\$4,231,040.05
Honor Scholarships	955	\$3,896,631.27
Merit Scholarships	135	\$2,583,842
NCSR (Lebanese Scientific Research Grant)	36	\$781,126
Athletic Scholarships	176	\$444,006.65
Talent Scholarships	78	\$540,183.25
Grants	6010	\$58,456,570.99
LAU Loans	1572	\$5,197,211.70
MEPI-TL (US Dept. of State Grant)	119	\$2,768,885.26
USP (USAID Grant)	665	\$11,707,129.46
FAFSA (US Federal Loans)	30	\$269,477
Sponsorships	547	\$1,957,841.48
Graduate Assistantships	411	\$3,455,446.42
<b>Total</b>	<b>7,281**</b>	<b>\$98,992,089.43</b>

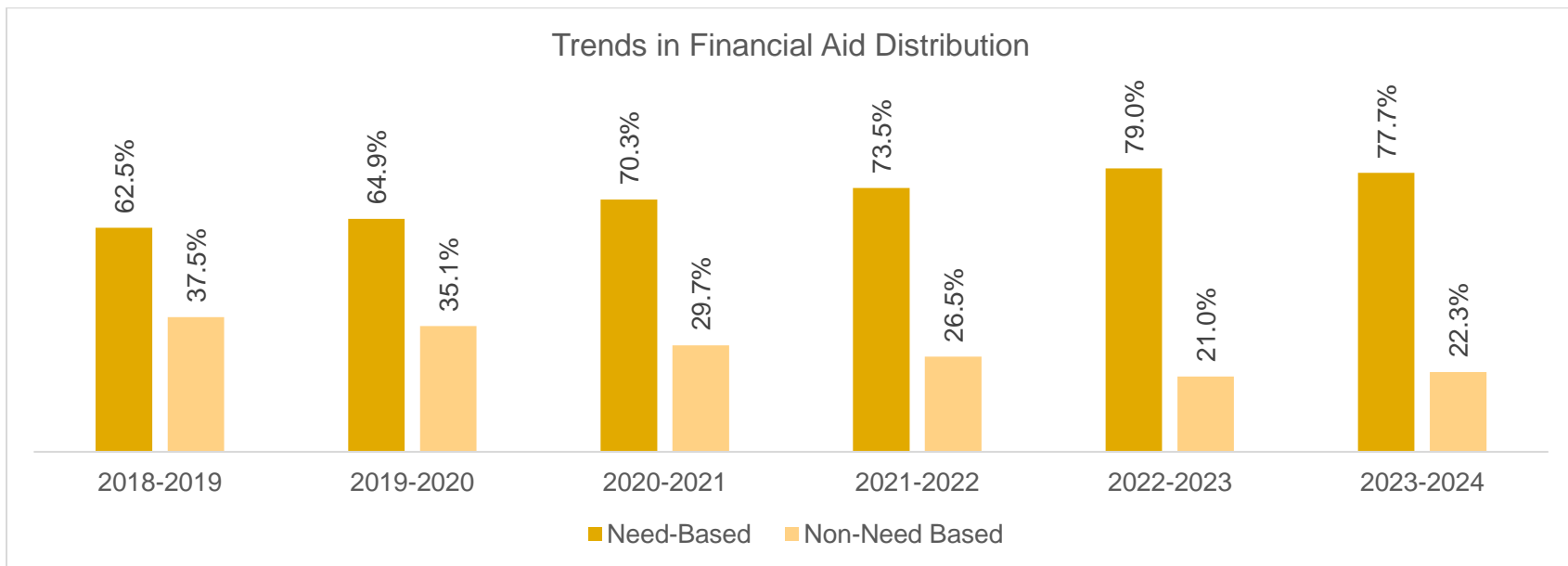
\* Duplicates occur at the level of the number of awards as a student may benefit from more than one type of financial aid, yet the total financial aid headcount is unduplicated.

\*\* The actual total financial amount granted to students exceeds the budget amount allocated to financial aid for the AY 2023-2024.



## Trends in Financial Aid Distribution by Type

	Need-Based	Non-Need Based	Total
2017-2018	\$21,767,777.14	\$12,295,763.18	\$34,063,540.32
2018-2019	\$23,664,158.47	\$14,224,905.05	\$37,889,063.52
2019-2020	\$29,403,070.25	\$15,868,967.64	\$45,272,037.89
2020-2021	\$50,868,059.42	\$21,465,476.76	\$72,333,536.18
2021-2022	\$60,860,169.35	\$21,927,515.94	\$82,787,685.29
2022-2023	\$79,311,861.25	\$21,101,327.85	\$100,413,189.10
2023-2024	\$76,963,266.63	\$22,028,822.80	\$98,992,089.43



## Enrollment by School and Level - Fall 2024

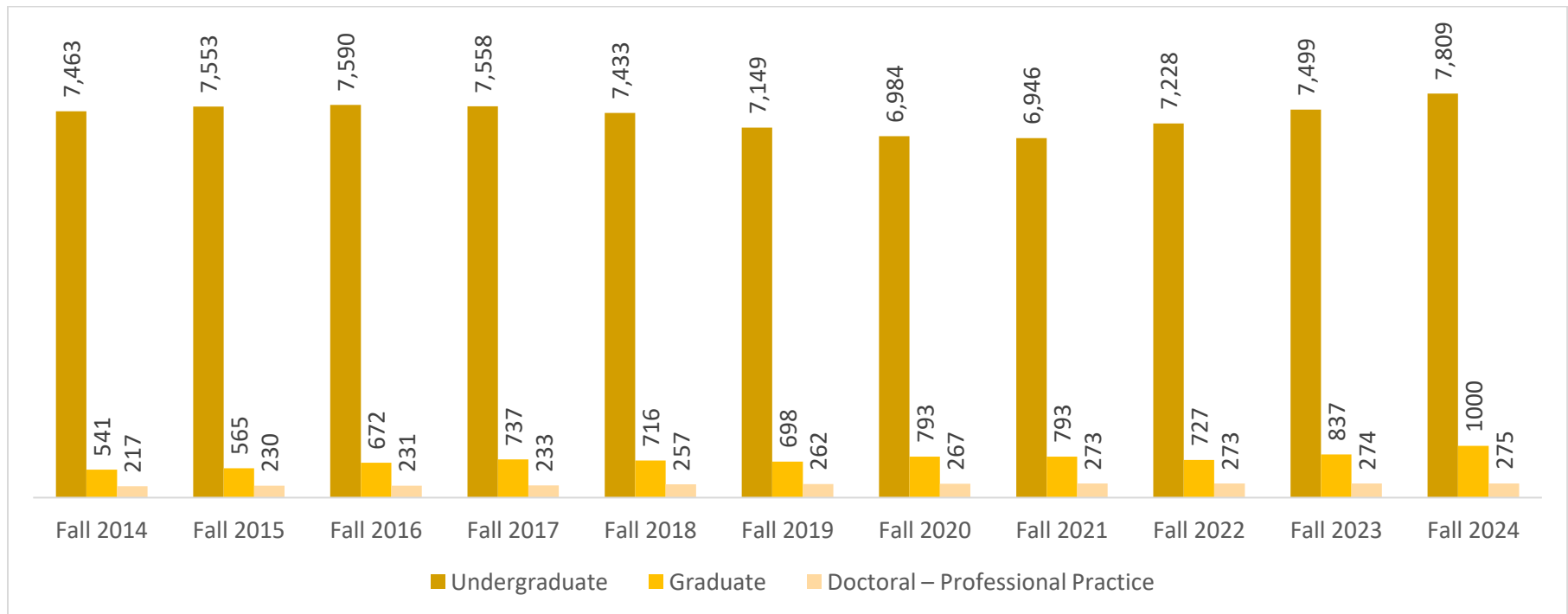
School	Undergraduate			Graduate			Professional		
	Female	Male	Total	Female	Male	Total	Female	Male	Total
School of Architecture & Design	585	143	728	5	1	6			
School of Arts & Sciences	1,596	1,083	2,679	202	134	336			
Adnan Kassar School of Business	918	1,404	2,322	282	281	563			
School of Engineering	465	1,089	1,554	21	50	71			
Gilbert & Rose-Marie Chagoury School of Medicine							131	114	245
Alice Ramez Chagoury School of Nursing	100	35	135						
School of Pharmacy	295	55	350	20	4	24	24	6	30
No College Designated	15	26	41						
<b>Total</b>	<b>3,974</b>	<b>3,835</b>	<b>7,809</b>	<b>530</b>	<b>470</b>	<b>1,000</b>	<b>155</b>	<b>120</b>	<b>275</b>
<b>% of Total</b>	<b>51%</b>	<b>49%</b>	<b>100%</b>	<b>53%</b>	<b>47%</b>	<b>100%</b>	<b>56%</b>	<b>44%</b>	<b>100%</b>

Total Enrollment for Fall 2024 for LAU is 9,084: 4,659 Females and 4,425 Males.

\*\* Includes Special, Exchange, Study Abroad and Transition students.

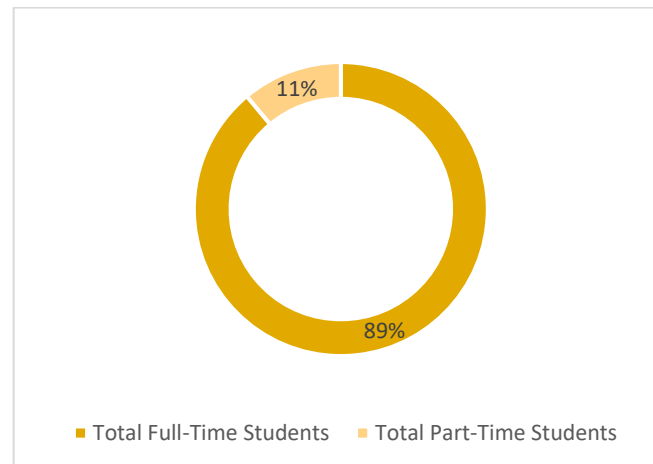
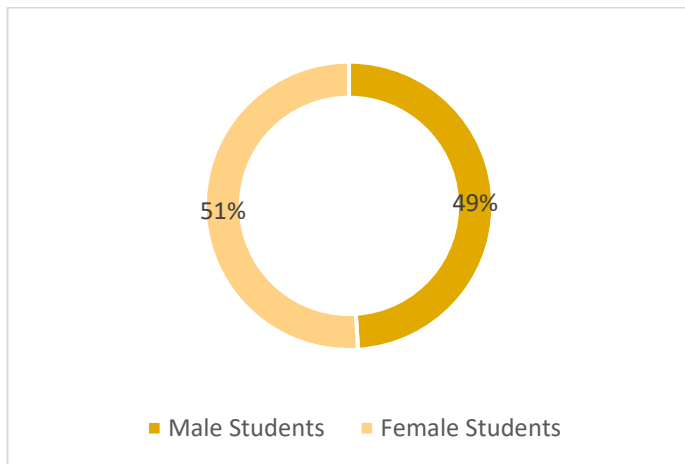
## Enrollment Trends

Level	Fall 2014	Fall 2015	Fall 2016	Fall 2017	Fall 2018	Fall 2019	Fall 2020	Fall 2021	Fall 2022	Fall 2023	Fall 2024
Undergraduate	7,463	7,553	7,590	7,558	7,433	7,149	6,984	6,946	7,228	7,499	7,809
Graduate	541	565	672	737	716	698	793	793	727	837	1,000
Doctoral – Professional Practice	217	230	231	233	257	262	267	273	273	274	275
<b>Total</b>	<b>8,221</b>	<b>8,348</b>	<b>8,493</b>	<b>8,528</b>	<b>8,406</b>	<b>8,109</b>	<b>8,044</b>	<b>8,012</b>	<b>8,228</b>	<b>8,610</b>	<b>9,084</b>
<b>% Change from previous year</b>	<b>-</b>	<b>1.5%</b>	<b>1.7%</b>	<b>0.4%</b>	<b>-1.4%</b>	<b>-3.5%</b>	<b>-0.8%</b>	<b>-0.4%</b>	<b>2.7%</b>	<b>4.6%</b>	<b>5.5%</b>



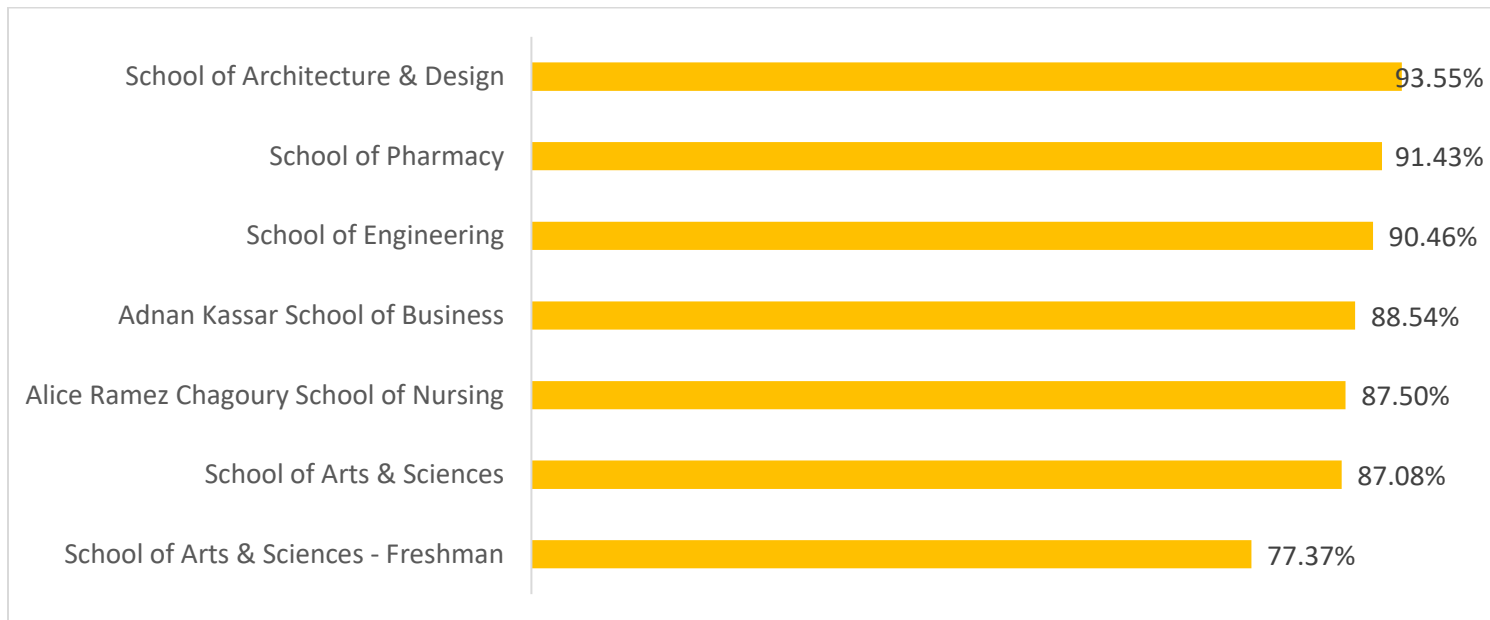
## Students Characteristics – Fall 2024

	Headcount	Percent of Total
Lebanon	8,029	88%
International	1,055	12%
Female Students	4,659	51%
Male Students	4,425	49%
Degree Seeking Students	9,072	100%
Non-Degree Seeking Students	12	0%
Full-Time Undergraduate Students	7,493	96%
Part-Time Undergraduate Students	316	4%
Full-Time Graduate Students	312	31%
Part-Time Graduate Students	688	69%
Full-Time Professional Students	275	100%




## Retention Rates: First Time Students - Cohort Fall 2023

	Entering Cohort	Returning Fall 2024
School of Architecture & Design	155	93.55%
School of Arts & Sciences	689	87.08%
Adnan Kassar School of Business	410	88.54%
School of Engineering	409	90.46%
Alice Ramez Chagoury School of Nursing	24	87.50%
School of Pharmacy	70	91.43%
School of Arts & Sciences - Freshman	137	77.37%
<b>Total</b>	<b>1,894</b>	<b>88.12%</b>



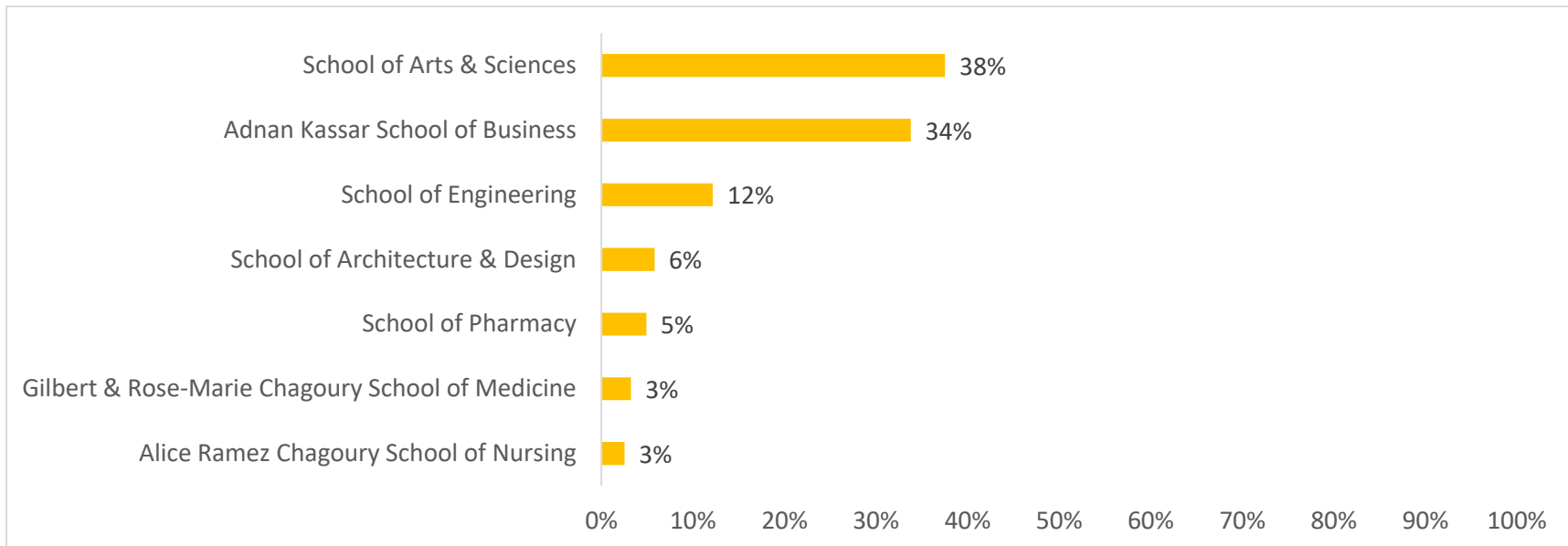
## 150% Graduation Rates - Cohort Fall 2016

Bachelor Degree	Graduation Rate
Bachelor of Arts, Bachelor of Fine Arts and Bachelor of Science 3yrs	75.52%
Bachelor of Arts, Bachelor of Fine Arts and Bachelor of Science 4yrs	100%
Bachelor of Engineering	80.53%
Bachelor of Pharmacy	82.29%
Bachelor of Architecture	91.43%
Bachelor of Arts in Interior Architecture	95.65%
<b>Bachelor's Degrees</b>	<b>78.33%</b>



## Degrees Granted July 1, 2023 to June 30, 2024\*

	Bachelor's	Master's	Doctoral	Post-Bachelor's	Certificate Program
School of Architecture & Design	112	5			
School of Arts & Sciences	642	90		21	2
Adnan Kassar School of Business	501	179			
School of Engineering	240	5			
Gilbert & Rose-Marie Chagoury School of Medicine			65		
Alice Ramez Chagoury School of Nursing	51				
School of Pharmacy	61	5	33		
<b>Total</b>	<b>1,607</b>	<b>284</b>	<b>98</b>	<b>21</b>	<b>2</b>



## Faculty – Fall 2024

	Full-Time Faculty	Part-Time Faculty
Male	241	321
Female	198	358
<b>Total</b>	<b>439</b>	<b>680</b>

## Staff – Fall 2024

	Full-Time Staff	Part-Time Staff
Male	334	84
Female	369	80
<b>Total</b>	<b>703</b>	<b>164</b>



## Finances 2023-2024

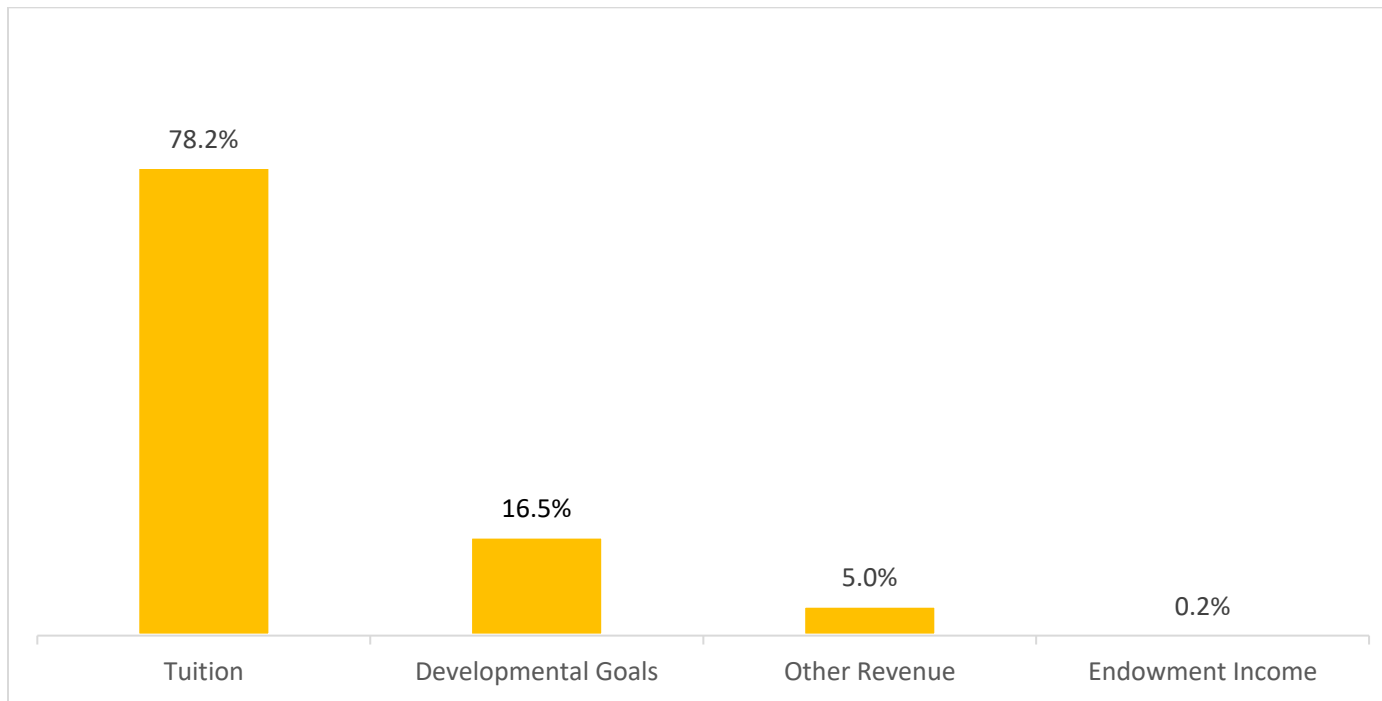
Operating Budget: **\$212,232,578**

### Expenses by Function

Education	\$40,504,640
Administration	\$28,418,599
Student Association	\$1,220,000
Grants and loans	\$91,220,438
Contingency & Transfer	\$1,025,000
Physical Plant	\$12,426,504
Auxiliary Enterprises	\$292,038
Fund Raising	\$3,861,136
Research & Development	\$6,175,179
Academic Support	\$27,089,044
<b>Total</b>	<b>\$212,232,578</b>

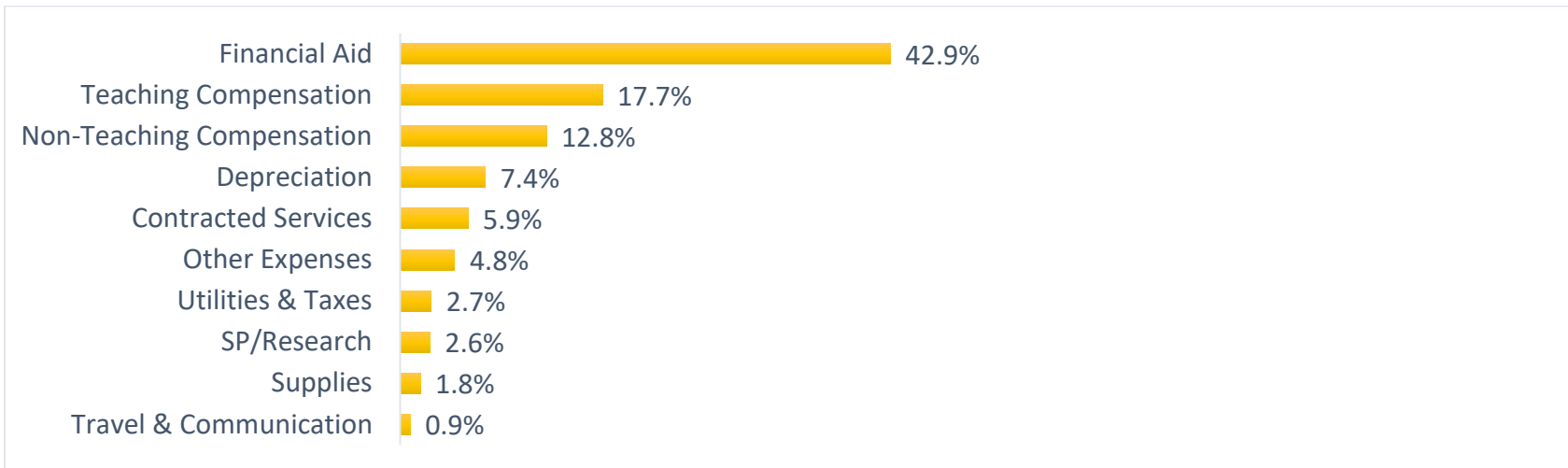
## Revenue Budget

Tuition	\$166,039,258
Endowment Income	\$500,000
Other Revenue	\$10,621,050
Developmental Goals	\$35,072,270
<b>Total</b>	<b>\$212,232,578</b>



## Expense Budget

Teaching Compensation	\$37,571,039
Non-Teaching Compensation	\$27,156,847
Financial Aid	\$91,037,101
Supplies	\$3,764,661
Contracted Services	\$12,597,992
Travel & Communication	\$1,867,675
Utilities & Taxes	\$5,754,926
Depreciation	\$15,805,458
Contingency & Transfers	\$1,025,000
Other Expenses	\$10,127,219
SP/Research	\$5,524,660
<b>Total</b>	<b>\$212,232,578</b>



## Library Collections 2023-2024

<b>419,010</b> Print Books	<b>725,850</b> Electronic Books	<b>164,968</b> Electronic Journals	<b>17,306</b> Media Materials	<b>179</b> Online & Open Access Databases
-------------------------------	------------------------------------	---------------------------------------	----------------------------------	---

*\*LAU Libraries opted to cancelling all print serials titles and replacing them with e-format when applicable.*



## Alumni

Female Alumni	29,930
Male Alumni	24,856
<b>Total Alumni</b>	<b>54,786</b>



44 Alumni Chapters with LAU Alumni living in 90 different countries:			
Algeria	Ghana	Malta	South Africa
Angola	Greece	Mexico	Spain
Argentina	Guinea	Monaco	Sudan
Australia	Haiti	Morocco	Sweden
Austria	Holland	Mozambique	Switzerland
Bahrain	India	New Zealand	Syria
Belgium	Indonesia	Nigeria	Taiwan
Benin	Iran	Norway	Tanzania
Brazil	Iraq	Oman	Thailand
Brunei	Ireland	Pakistan	Tunisia
Canada	Italy	Palestine	Turkey
China	Ivory Coast	Panama	Uganda
Colombia	Jamaica	Philippines	Ukraine
Cyprus	Japan	Poland	United Arab Emirates
Democratic Republic of the Congo	Jordan	Portugal	United Kingdom
Denmark	Kenya	Qatar	United States of America
Egypt	Korea	Republic of Singapore	Venezuela
Ethiopia	Kuwait	Romania	Vietnam
Finland	Lebanon	Russia	West Indies
France	Liberia	Saudi Arabia	Yemen
Gabon	Libya	Senegal	Zimbabwe
Gambia	Luxembourg	Sierra Leone	
Germany	Malaysia	Somalia	

## Physical Facilities

Total Area	Beirut Campus	Byblos Campus	LAU New York Branch Campus
		95,283 m <sup>2</sup>	317,643 m <sup>2</sup>

Health Care Facilities Built-Up Area	LAU Medical Center–Saint John's Hospital	LAU Medical Center–Rizk Hospital	Leased Facilities
		26,093 m <sup>2</sup>	39,218 m <sup>2</sup>

Other Facilities Built-Up Area	LAU Louis Cardahi Foundation

Other Properties Land Area	LAU Sidon Campus

Other Affiliated Facilities	Santona Residence Hall	Siran Tower	Other Rented Facilities
		5,122 m <sup>2</sup>	7,229 m <sup>2</sup>



Department of Institutional  
Research and Assessment  
Lebanese American University

P.O. Box 13-5053, Beirut, Lebanon  
Beirut Campus, Orme Gray, Level 3  
Tel: 961-1-786456 Ext: 1232

E-mail: [dira@lau.edu.lb](mailto:dira@lau.edu.lb)  
Website: [dira.lau.edu.lb](http://dira.lau.edu.lb)