

# ○ FACULTY AND STAFF

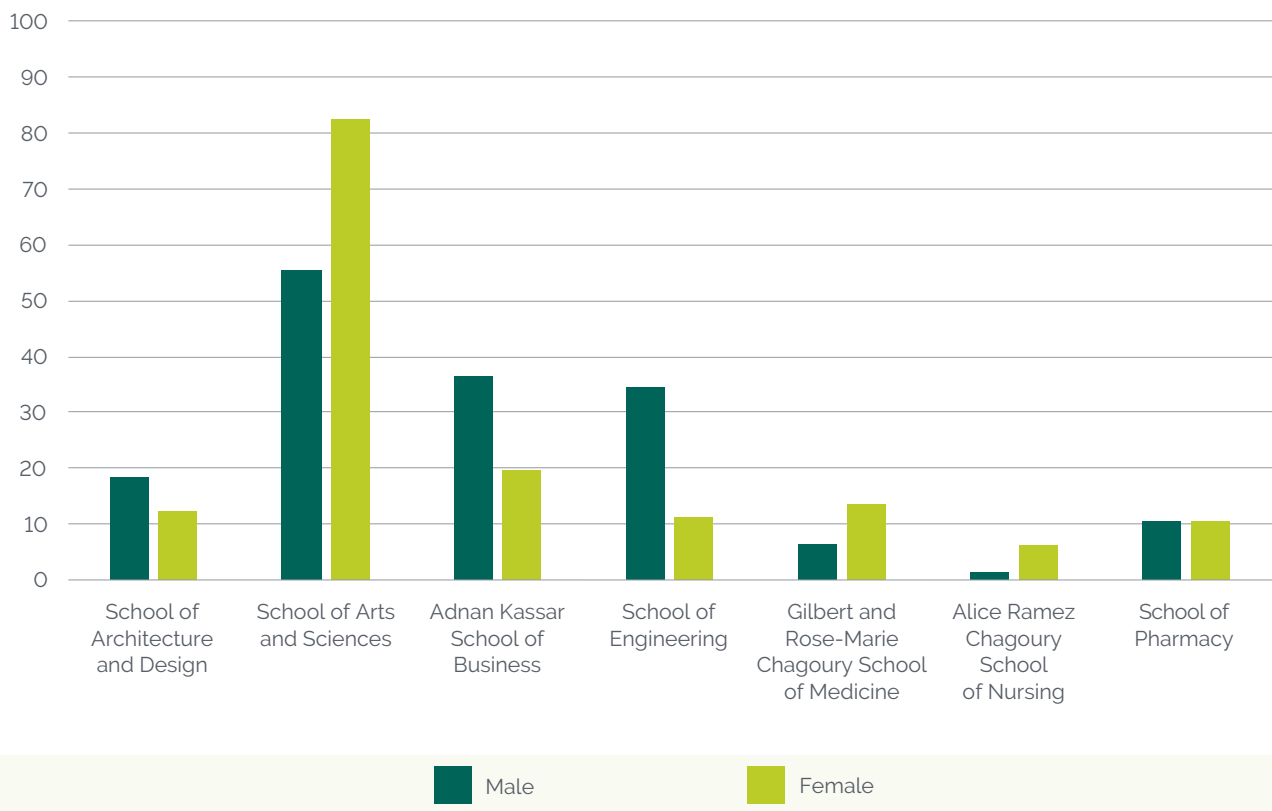


## Full-Time Faculty by Gender and School

Fall 2022

	MALE	FEMALE	TOTAL
School of Architecture and Design	18	12	30
School of Arts and Sciences	55	82	137
Adnan Kassar School of Business	36	19	55
School of Engineering	34	11	45
Gilbert and Rose-Marie Chagoury School of Medicine	6	13	19
Alice Ramez Chagoury School of Nursing	1	6	7
School of Pharmacy	10	10	20
<b>Total</b>	<b>160</b>	<b>153</b>	<b>313</b>

Full-Time Faculty by Gender and School



## Physicians at LAU Medical Center-RH and LAU Medical Center-SJH

Academic year 2022-2023

	MALE	FEMALE	TOTAL
Full-Time Physicians	148	131	279
Part-Time Physicians	140	50	190

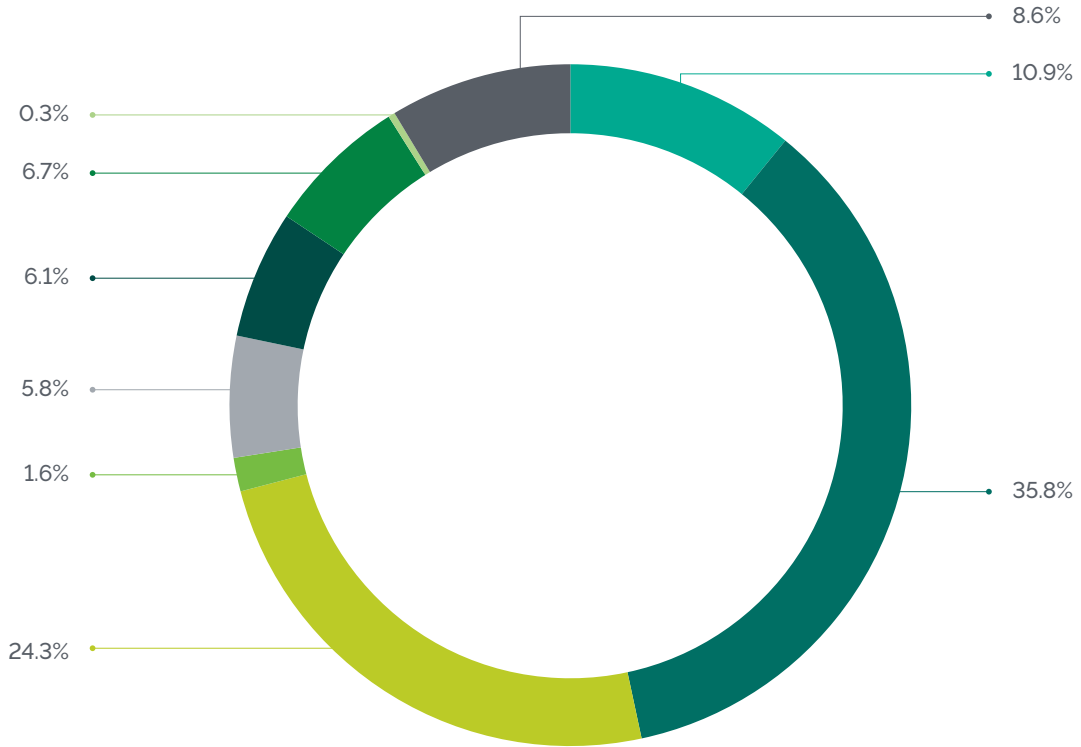
## Full-Time Faculty by Rank, Gender and School










Fall 2022

	GENDER	PROFESSOR	ASSOCIATE PROFESSOR	ASSISTANT PROFESSOR	SENIOR LECTURER	LECTURER	SENIOR INSTRUCTOR	INSTRUCTOR	ASSISTANT INSTRUCTOR	RESEARCH FACULTY/ POST-DOCTORAL RESEARCH FELLOW	TOTAL
School of Architecture and Design	Female	-	4	4	1	2	-	-	-	-	12
	Male	1	7	7	1	2	-	-	-	-	18
School of Arts and Sciences	Female	6	16	19	1	9	12	11	-	8	82
	Male	4	23	14	-	3	6	-	-	5	55
Adnan Kassar School of Business	Female	-	9	6	-	1	-	2	-	1	19
	Male	7	18	5	2	1	1	1	1	-	36
School of Engineering	Female	1	4	3	-	-	-	-	-	3	11
	Male	10	12	9	-	-	-	1	-	2	34
Gilbert and Rose-Marie Chagoury School of Medicine	Female	1	2	5	-	-	-	-	-	5	13
	Male	1	2	2	-	-	-	1	-	-	6
Alice Ramez Chagoury School of Nursing	Female	-	2	2	-	-	-	2	-	-	6
	Male	-	-	-	-	-	-	1	-	-	1
School of Pharmacy	Female	-	8	-	-	-	-	1	-	1	10
	Male	3	5	-	-	-	-	1	-	1	10
<b>Total</b>	<b>Female</b>	<b>8</b>	<b>45</b>	<b>39</b>	<b>2</b>	<b>12</b>	<b>12</b>	<b>16</b>	<b>-</b>	<b>19</b>	<b>153</b>
	<b>Male</b>	<b>26</b>	<b>67</b>	<b>37</b>	<b>3</b>	<b>6</b>	<b>7</b>	<b>5</b>	<b>1</b>	<b>8</b>	<b>160</b>
	<b>Total</b>	<b>34</b>	<b>112</b>	<b>76</b>	<b>5</b>	<b>18</b>	<b>19</b>	<b>21</b>	<b>1</b>	<b>27</b>	<b>313</b>



Full-time Faculty by Rank




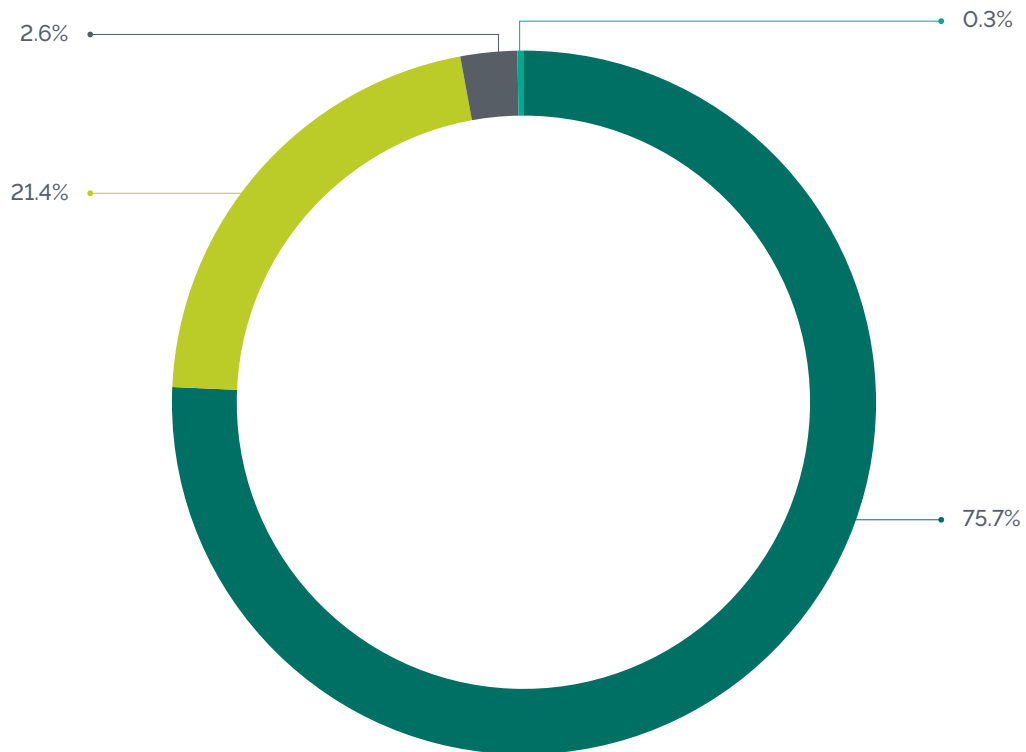
 Professor	 Senior Lecturer	 Instructor
 Associate Professor	 Lecturer	 Assistant Instructor
 Assistant Professor	 Senior Instructor	 Research Faculty/ Post-doctoral Research Fellow



## Highest Degree Earned by Full-Time Faculty Fall 2022

	DOCTORATE		MASTER		Bachelor		OTHER		TOTAL	
	COUNT	% OF TOTAL	COUNT	% OF TOTAL	COUNT	% OF TOTAL	COUNT	% OF TOTAL	COUNT	% OF TOTAL
Professor	34	10.9%	–	–	–	–	–	–	34	10.9%
Associate Professor	106	33.9%	6	1.9%	–	–	–	–	112	35.8%
Assistant Professor	56	17.9%	18	5.8%	2	0.6%	–	–	76	24.3%
Senior Lecturer	2	0.6%	2	0.6%	1	0.3%	–	–	5	1.6%
Lecturer	13	4.1%	3	1.0%	2	0.6%	–	–	18	5.7%
Senior Instructor			18	5.8%	1	0.3%	–	–	19	6.1%
Instructor	3	1.0%	17	5.4%	1	0.3%	–	–	21	6.7%
Assistant Instructor	–	–	–	–	–	–	1	0.3%	1	0.3%
Research Faculty/ Post-doctoral Research Fellow	23	7.3%	3	1.0%	1	0.3%	–	–	27	8.6%
<b>Total</b>	<b>237</b>	<b>75.7%</b>	<b>67</b>	<b>21.4%</b>	<b>8</b>	<b>2.6%</b>	<b>1</b>	<b>0.3%</b>	<b>313</b>	<b>100.0%</b>

Highest Degree Earned by Full-time Faculty



## Full-Time Faculty with Doctoral Degrees Fall 2022

	COUNT IN SCHOOL	PERCENT IN SCHOOL	PERCENT OF TOTAL
School of Architecture and Design	8	26.7%	3.4%
School of Arts and Sciences	100	73.0%	42.2%
Adnan Kassar School of Business	44	80.0%	18.6%
School of Engineering	43	95.6%	18.1%
Gilbert and Rose-Marie Chagoury School of Medicine	18	94.7%	7.6%
Alice Ramez Chagoury School of Nursing	4	57.1%	1.7%
School of Pharmacy	20	100.0%	8.4%
<b>Total</b>	<b>237</b>	<b>75.7%</b>	<b>100.0%</b>

## Full-Time Faculty Age Range by Rank Fall 2022

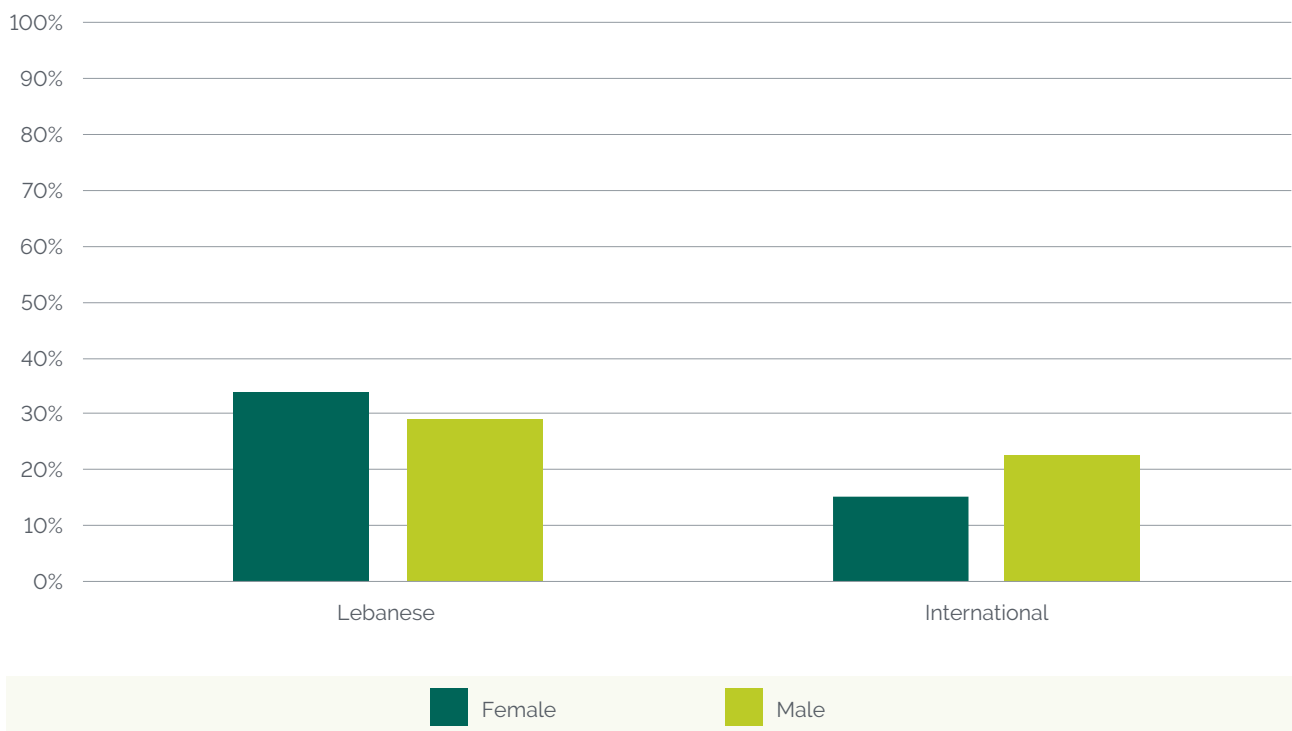
	20 – 29	30 – 39	40 – 49	50 – 59	60 and above
Professor	–	–	7	13	14
Associate Professor	–	14	44	38	16
Assistant Professor	1	40	23	8	4
Senior Lecturer	–	–	–	1	4
Lecturer	–	4	4	6	4
Senior Instructor	–	–	7	6	6
Instructor	3	9	7	2	–
Assistant Instructor	–	–	1	–	–
Research Faculty/ Post-doctoral Research Fellow	2	20	4	1	–
<b>Total</b>	<b>6</b>	<b>87</b>	<b>97</b>	<b>75</b>	<b>48</b>

## Full-Time Faculty by Nationality

Fall 2022

	FEMALE		MALE	
	COUNT	PERCENT OF TOTAL FACULTY	COUNT	PERCENT OF TOTAL FACULTY
Lebanese	106	33.9%	90	28.8%
International	47	15.0%	70	22.4%
<b>Total</b>	<b>153</b>	<b>48.9%</b>	<b>160</b>	<b>51.1%</b>

Full-time Faculty by Nationality

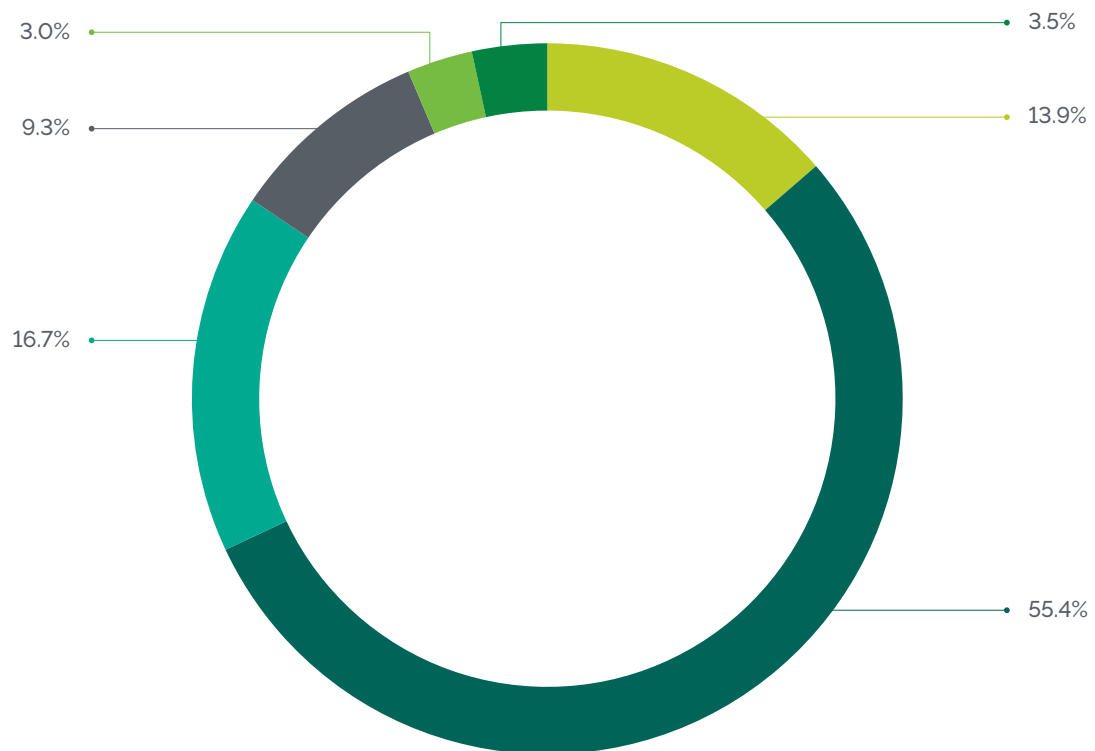


## Part-Time Faculty by School and Gender Fall 2022

	FEMALE	MALE	TOTAL
School of Architecture and Design	38	26	64
School of Arts and Sciences	176	79	255
Adnan Kassar School of Business	36	41	77
School of Engineering	21	22	43
Alice Ramez Chagoury School of Nursing	13	1	14
School of Pharmacy	11	5	16
<b>Total</b>	<b>289</b>	<b>171</b>	<b>460</b>

Duplicate headcounts occur between schools as faculty may teach in two different schools, but the total headcount is unduplicated.

Part-time Faculty by School






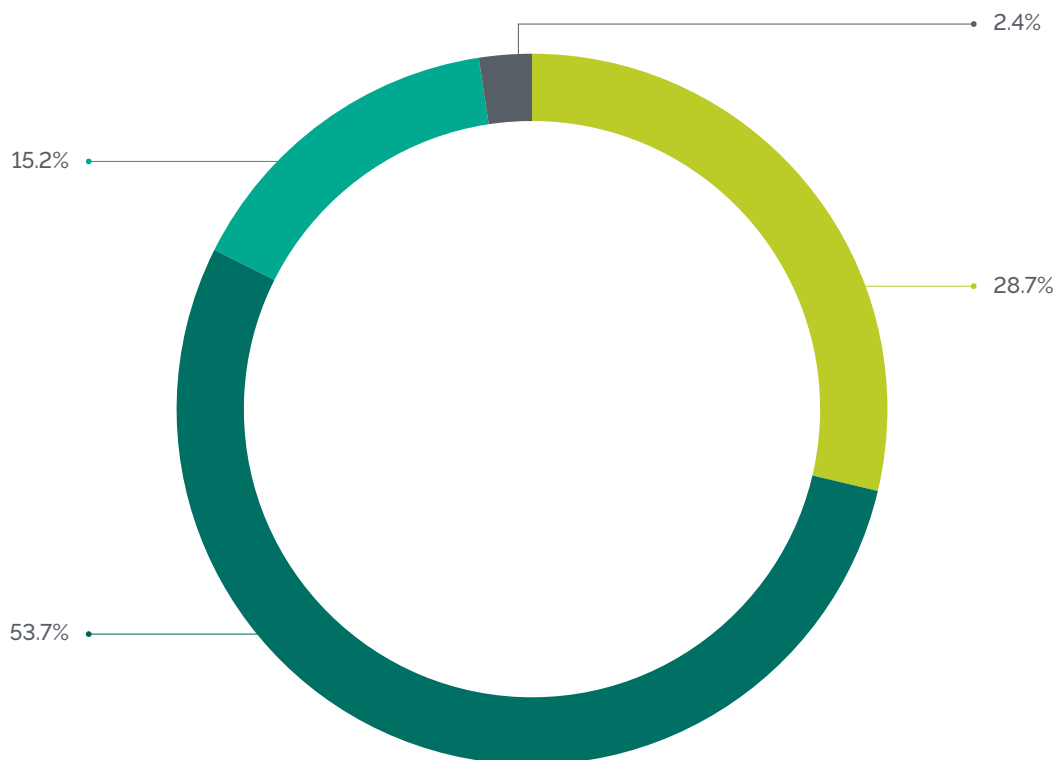
## Highest Degree Earned by Part-Time Faculty

Fall 2022

	DOCTORATE		MASTER		BACHELOR		OTHER		TOTAL	
	COUNT	% IN SCHOOL	COUNT	% IN SCHOOL	COUNT	% IN SCHOOL	COUNT	% IN SCHOOL	COUNT	% IN SCHOOL
School of Architecture and Design	5	7.8%	44	68.8%	12	18.8%	3	4.7%	64	100%
School of Arts and Sciences	72	28.2%	135	52.9%	40	15.7%	8	3.1%	255	100%
Adnan Kassar School of Business	31	40.3%	42	54.5%	4	5.2%	-	-	77	100%
School of Engineering	19	44.2%	16	37.2%	8	18.6%	-	-	43	100%
Alice Ramez Chagoury School of Nursing	1	7.1%	8	57.1%	5	35.7%	-	-	14	100%
School of Pharmacy	8	50.0%	6	37.5%	2	12.5%	-	-	16	100%
<b>Total</b>	<b>132</b>	<b>28.7%</b>	<b>247</b>	<b>53.7%</b>	<b>70</b>	<b>15.2%</b>	<b>11</b>	<b>2.4%</b>	<b>460</b>	<b>100%</b>

Duplicate headcounts occur between schools as faculty may teach in two different schools, but the total headcount is unduplicated.

Highest Degree Earned by Part-Time Faculty



## Faculty FTE by School

Fall 2022

SCHOOL	FTE
School of Architecture and Design	51.3
School of Arts and Sciences	222.0
Adnan Kassar School of Business	80.7
School of Engineering	59.3
Gilbert and Rose-Marie Chagoury School of Medicine	361.3
Alice Ramez Chagoury School of Nursing	11.7
School of Pharmacy	25.3
<b>Total</b>	<b>811.7</b>

## Student-Faculty Ratio

Fall 2022

Total Students FTE *	7,608.7
Total Faculty FTE **	811.7
<b>Student-Faculty Ratio ***</b>	<b>9 to 1</b>

\* Students FTE = full-time students + 1/3 part-time students

\*\* Faculty FTE = full-time faculty + 1/3 part-time faculty

\*\*\* Student-Faculty Ratio = Students FTE / Faculty FTE

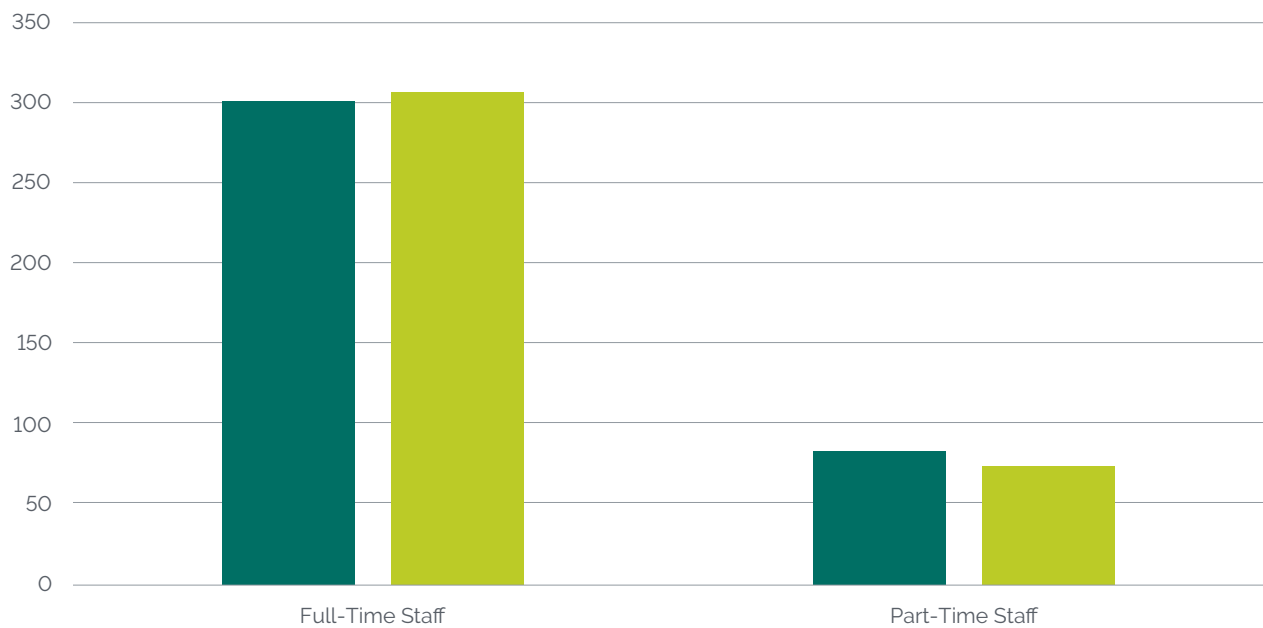


## Staff by Employment Type and Gender

Fall 2022

	FULL-TIME STAFF	PART-TIME STAFF	TOTAL
Female	301	84	385
Male	306	74	380
<b>Total</b>	<b>607</b>	<b>158</b>	<b>765</b>

Staff by Gender



Female Male



