

FACULTY AND STAFF

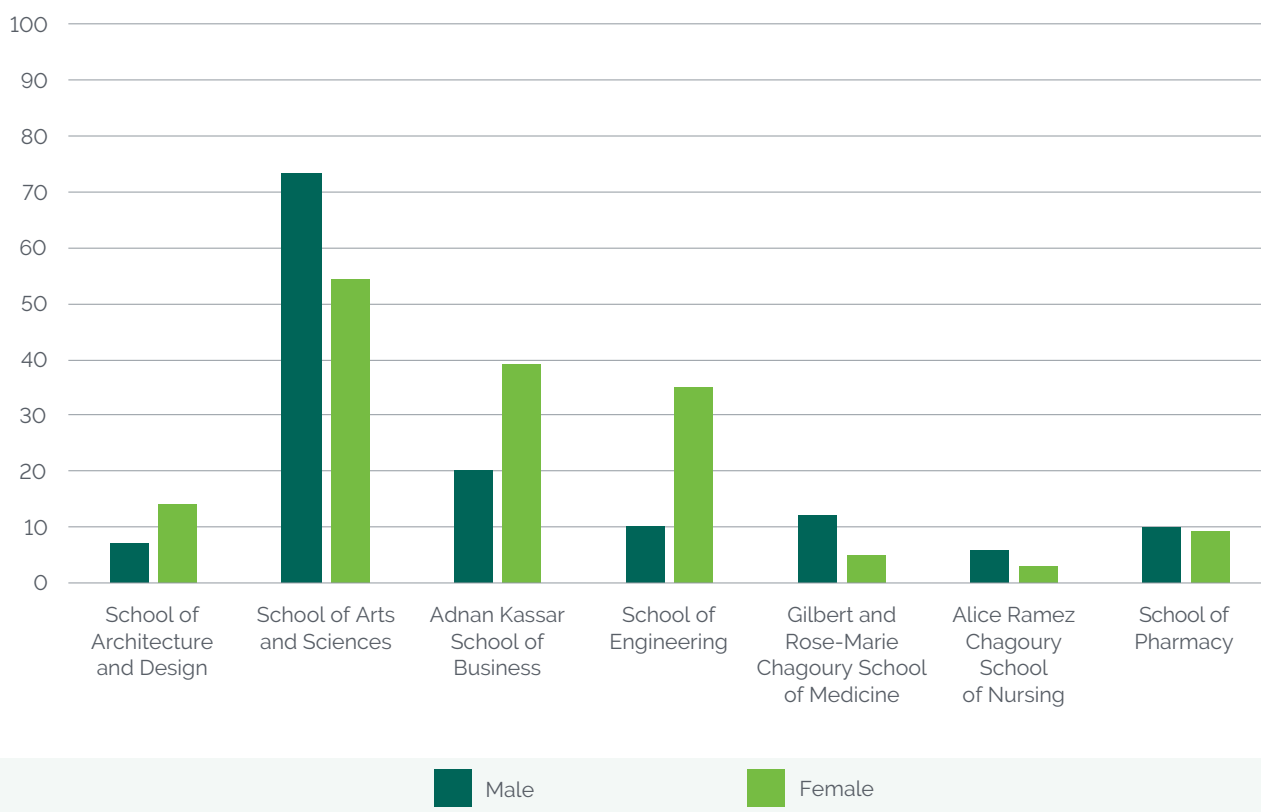


FULL-TIME FACULTY BY GENDER AND SCHOOL

Fall 2021

	MALE	FEMALE	TOTAL
School of Architecture and Design	14	7	21
School of Arts and Sciences	54	73	127
Adnan Kassar School of Business	39	20	59
School of Engineering	35	10	45
Gilbert and Rose-Marie Chagoury School of Medicine	5	12	17
Alice Ramez Chagoury School of Nursing	3	6	9
School of Pharmacy	9	10	19
Total	159	138	297

Full-time Faculty by Gender and School



PHYSICIANS AT LAUMC-RH AND LAUMC-SJH

Academic year 2021–2022

	MALE	FEMALE	TOTAL
Full-Time Physicians	138	112	250
Part-Time Physicians	114	45	159

FULL-TIME FACULTY BY RANK, GENDER AND SCHOOL

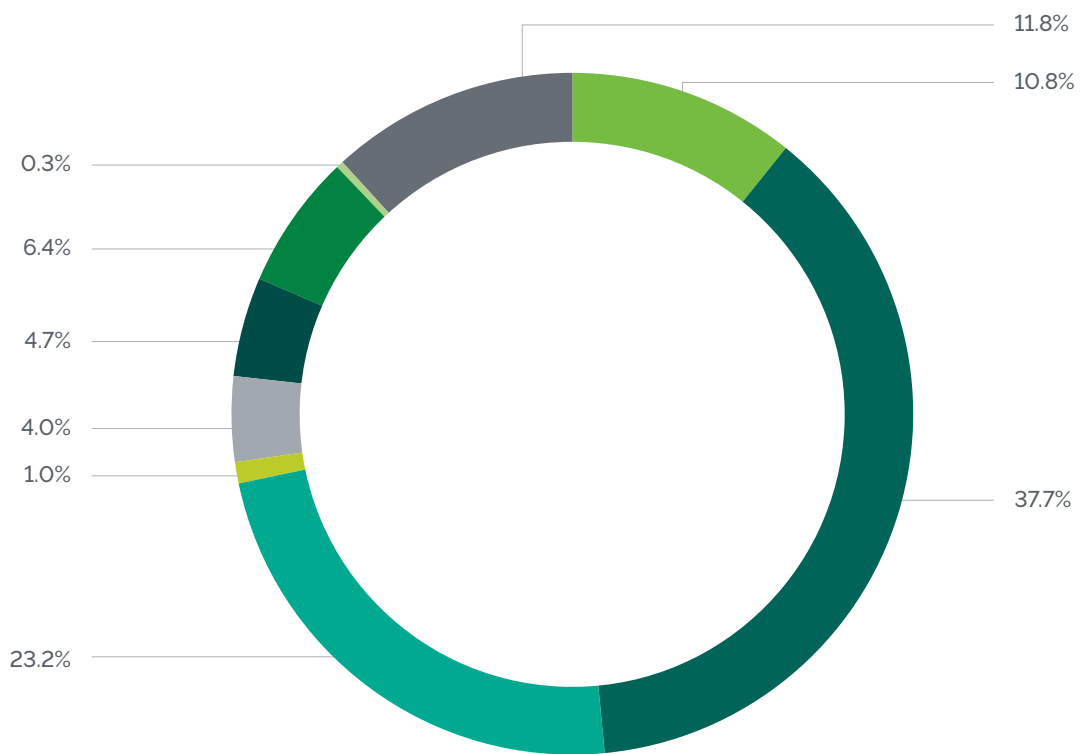
Fall 2021










	GENDER	PROFESSOR	ASSOCIATE PROFESSOR	ASSISTANT PROFESSOR	SENIOR LECTURER	LECTURER	SENIOR INSTRUCTOR	INSTRUCTOR	ASSISTANT INSTRUCTOR	RESEARCH FACULTY/ POST-DOCTORAL RESEARCH FELLOW	TOTAL
School of Architecture and Design	Female	-	2	3	-	2	-	-	-	-	7
	Male	1	6	4	-	3	-	-	-	-	14
School of Arts and Sciences	Female	7	17	16	1	4	8	9	-	11	73
	Male	5	24	9	-	1	5	-	-	10	54
Adnan Kassar School of Business	Female	-	10	5	-	1	-	3	-	1	20
	Male	6	19	8	2	1	1	1	1	-	39
School of Engineering	Female	1	4	1	-	-	-	-	-	4	10
	Male	8	11	12	-	-	-	-	-	4	35
Gilbert and Rose-Marie Chagoury School of Medicine	Female	1	1	7	-	-	-	-	-	3	12
	Male	-	2	2	-	-	-	1	-	-	5
Alice Ramez Chagoury School of Nursing	Female	-	3	1	-	-	-	2	-	-	6
	Male	1	-	-	-	-	-	2	-	-	3
School of Pharmacy	Female	-	8	1	-	-	-	-	-	1	10
	Male	2	5	-	-	-	-	1	-	1	9
Total	Female	9	45	34	1	7	8	14	-	20	138
	Male	23	67	35	2	5	6	5	1	15	159
	Total	32	112	69	3	12	14	19	1	35	297





Full-time Faculty by Rank



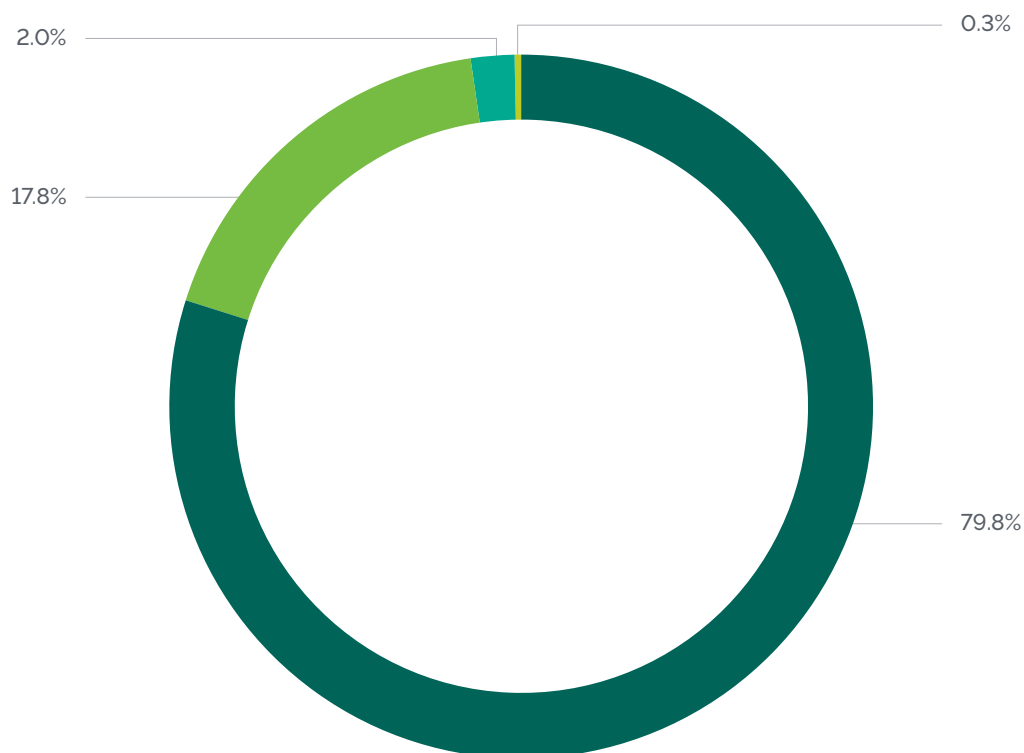
 Professor	 Senior Lecturer	 Instructor
 Associate Professor	 Lecturer	 Assistant Instructor
 Assistant Professor	 Senior Instructor	 Research Faculty/ Post-doctoral Research Fellow

HIGHEST DEGREE EARNED BY FULL-TIME FACULTY

Fall 2021

	DOCTORATE		MASTER		Bachelor		OTHER		TOTAL	
	COUNT	% OF TOTAL	COUNT	% OF TOTAL	COUNT	% OF TOTAL	COUNT	% OF TOTAL	COUNT	% OF TOTAL
Professor	32	10.8%	–	0.0%	–	–	–	–	32	10.8%
Associate Professor	106	35.7%	6	2.0%	–	–	–	–	112	37.7%
Assistant Professor	60	20.2%	8	2.7%	1	0.3%	–	–	69	23.2%
Senior Lecturer	2	0.7%	1	0.3%	–	–	–	–	3	1.0%
Lecturer	5	1.7%	4	1.3%	3	1.0%	–	–	12	4.0%
Senior Instructor	–	–	13	4.4%	1	0.3%	–	–	14	4.7%
Instructor	2	0.7%	17	5.7%	–	–	–	–	19	6.4%
Assistant Instructor	–	–	–	–	–	–	1	0.3%	1	0.3%
Research Faculty/ Post-doctoral Research Fellow	30	10.1%	4	1.3%	1	0.3%	–	–	35	11.8%
Total	237	79.8%	53	17.8%	6	2.0%	1	0.3%	297	100.0%

Highest Degree Earned by Full-time Faculty



■ Doctoral

■ Master's

■ Bachelor's

■ Others

FULL-TIME FACULTY WITH DOCTORAL DEGREES

Fall 2021

	COUNT IN SCHOOL	PERCENT IN SCHOOL	PERCENT OF TOTAL
School of Architecture and Design	6	28.6%	2.5%
School of Arts and Sciences	99	78.0%	41.8%
Adnan Kassar School of Business	48	81.4%	20.3%
School of Engineering	43	95.6%	18.1%
Gilbert and Rose-Marie Chagoury School of Medicine	17	100.0%	7.2%
Alice Ramez Chagoury School of Nursing	5	55.6%	2.1%
School of Pharmacy	19	100.0%	8.0%
Total	237	79.8%	100.0%

FULL-TIME FACULTY AGE RANGE BY RANK

Fall 2021

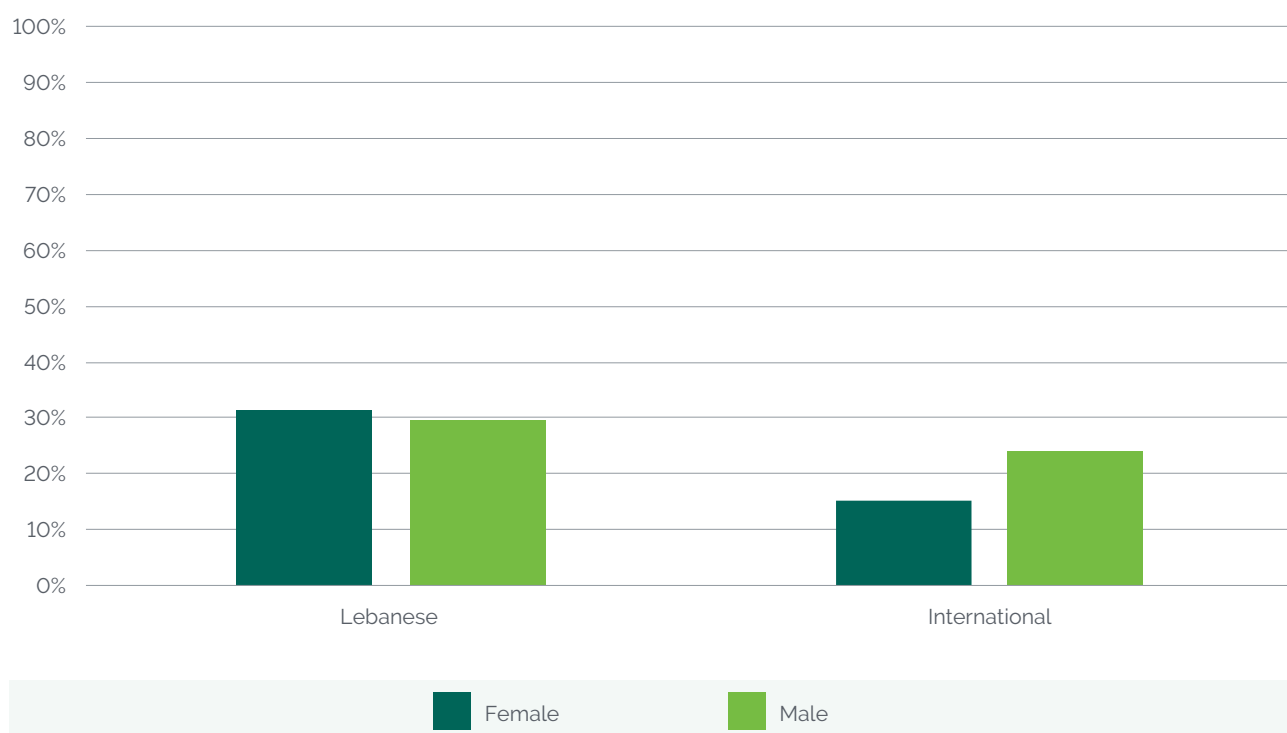
	20 – 29	30 – 39	40 – 49	50 – 59	60 and above
Professor	–	1	8	12	11
Associate Professor	–	16	48	35	13
Assistant Professor	2	39	16	8	4
Senior Lecturer	–	–	–	1	2
Lecturer	–	1	2	5	4
Senior Instructor	–	–	3	6	5
Instructor	1	8	6	3	1
Assistant Instructor	–	–	1	–	–
Research Faculty/ Post-doctoral Research Fellow	7	22	5	1	–
Total	10	87	89	71	40

FULL-TIME FACULTY BY NATIONALITY

Fall 2021

	FEMALE		MALE	
	COUNT	PERCENT OF TOTAL FACULTY	COUNT	PERCENT OF TOTAL FACULTY
Lebanese	93	31.3%	88	29.6%
International	45	15.2%	71	23.9%
Total	138	46.5%	159	53.5%

Full-time Faculty by Nationality



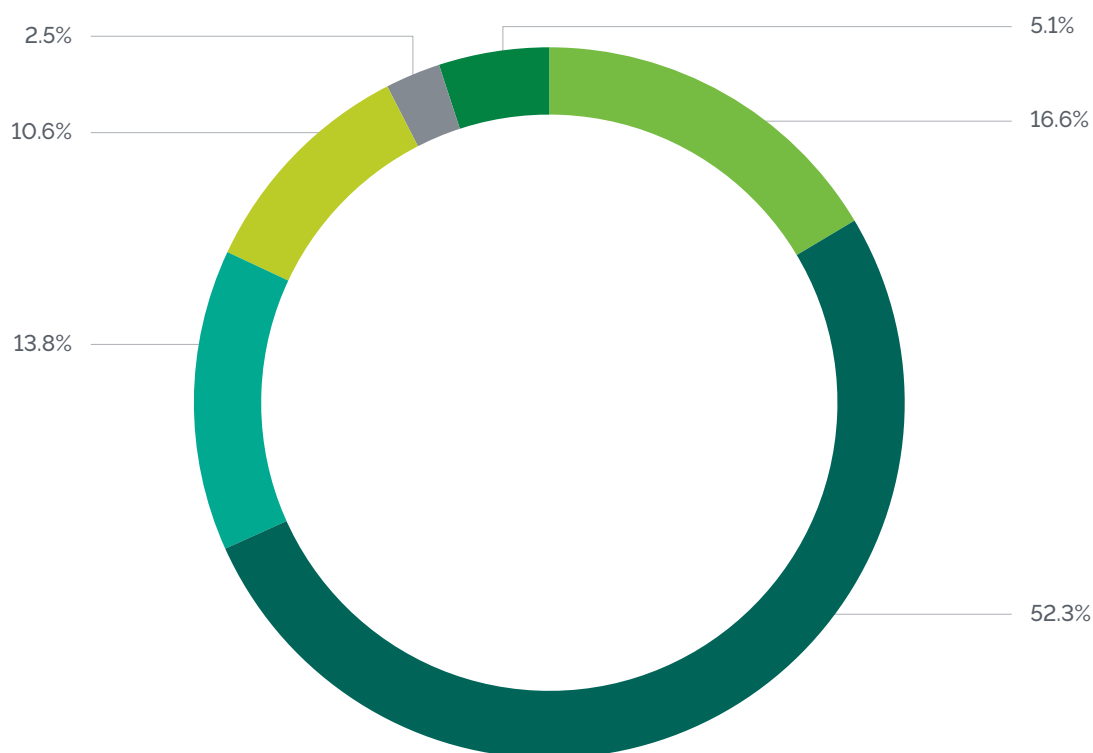
PART-TIME FACULTY BY SCHOOL AND GENDER

Fall 2021

	FEMALE	MALE	TOTAL
School of Architecture and Design	39	33	72
School of Arts and Sciences	151	76	227
Adnan Kassar School of Business	25	35	60
School of Engineering	16	30	46
Alice Ramez Ghagoury School of Nursing	9	2	11
School of Pharmacy	17	5	22
Total	254	180	434

Duplicate headcounts occur between schools as faculty may teach in two different schools, but the total headcount is unduplicated.

Part-time Faculty by School




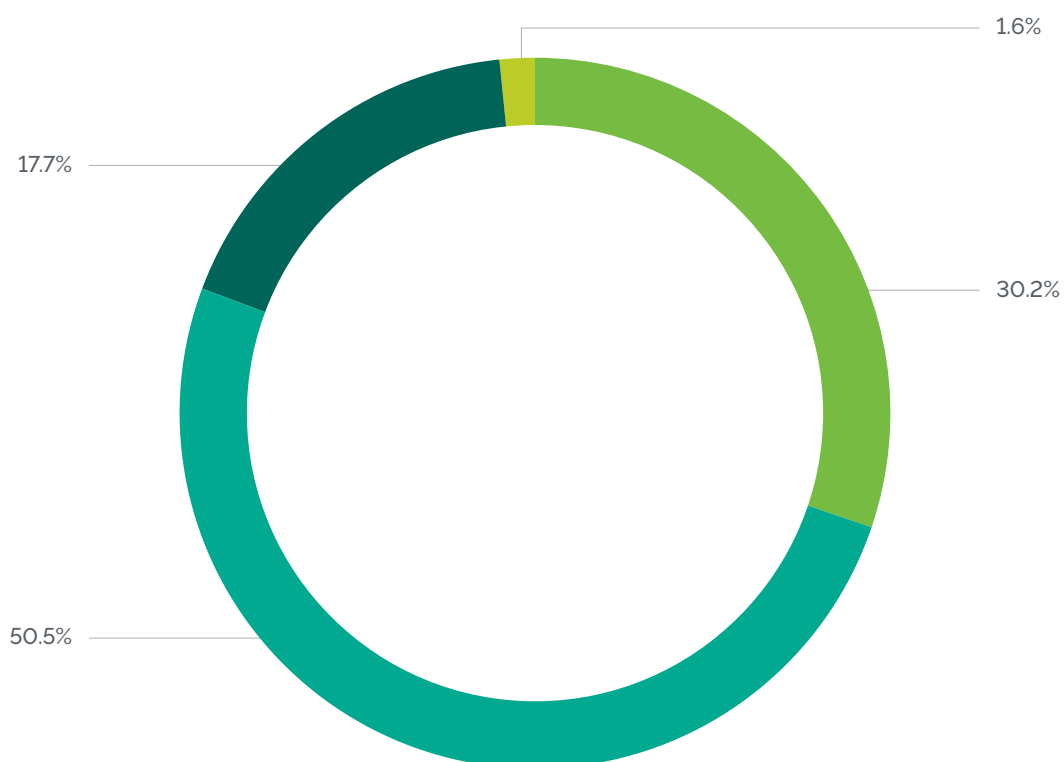
HIGHEST DEGREE EARNED BY PART-TIME FACULTY

Fall 2021

	DOCTORATE		MASTER		BACHELOR		OTHER		TOTAL	
	COUNT	% IN SCHOOL	COUNT	% IN SCHOOL	COUNT	% IN SCHOOL	COUNT	% IN SCHOOL	COUNT	% IN SCHOOL
School of Architecture and Design	5	6.9%	50	69.4%	14	19.4%	3	4.2%	72	100%
School of Arts and Sciences	70	30.8%	122	53.7%	31	13.7%	4	1.8%	227	100%
Adnan Kassar School of Business	25	41.7%	30	50.0%	5	8.3%	-	-	60	100%
School of Engineering	17	37.0%	12	26.1%	17	37.0%	-	-	46	100%
Alice Ramez Ghagoury School of Nursing	-	-	3	27.3%	8	72.7%	-	-	11	100%
School of Pharmacy	16	72.7%	4	18.2%	2	9.1%	-	-	22	100%
Total	131	30.2%	219	50.5%	77	17.7%	7	1.6%	434	100%

Duplicate headcounts occur between schools as faculty may teach in two different schools, but the total headcount is unduplicated.

Highest Degree Earned by Part-Time Faculty



FACULTY FTE BY SCHOOL

Fall 2021

SCHOOL	FTE
School of Architecture and Design	45.0
School of Arts and Sciences	202.7
Adnan Kassar School of Business	79.0
School of Engineering	60.3
Gilbert and Rose-Marie Chagoury School of Medicine	320.0
Alice Ramez Ghagoury School of Nursing	12.7
School of Pharmacy	26.3
Total	744.7

STUDENT-FACULTY RATIO

Fall 2021

Total Students FTE *	7,453.33
Total Faculty FTE **	744.7
Student-Faculty Ratio ***	10 to 1

* Students FTE = full-time students + 1/3 part-time students

** Faculty FTE = full-time faculty + 1/3 part-time faculty

*** Student-Faculty Ratio = Students FTE / Faculty FTE

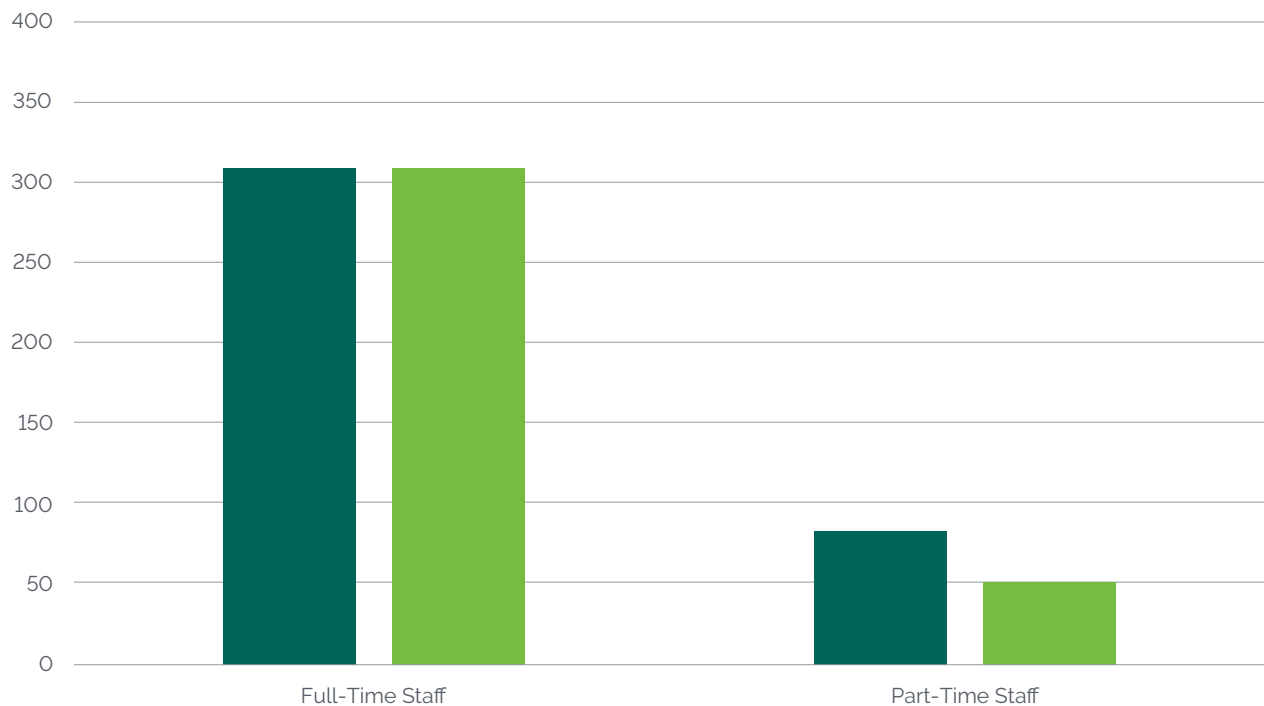


STAFF BY EMPLOYMENT TYPE AND GENDER

Fall 2021

	FULL-TIME STAFF	PART-TIME STAFF	TOTAL
Female	309	82	391
Male	309	50	359
Total	618	132	750

Staff by Gender



Female Male



