



ACADEMIC AND STUDENT RELATED INFORMATION

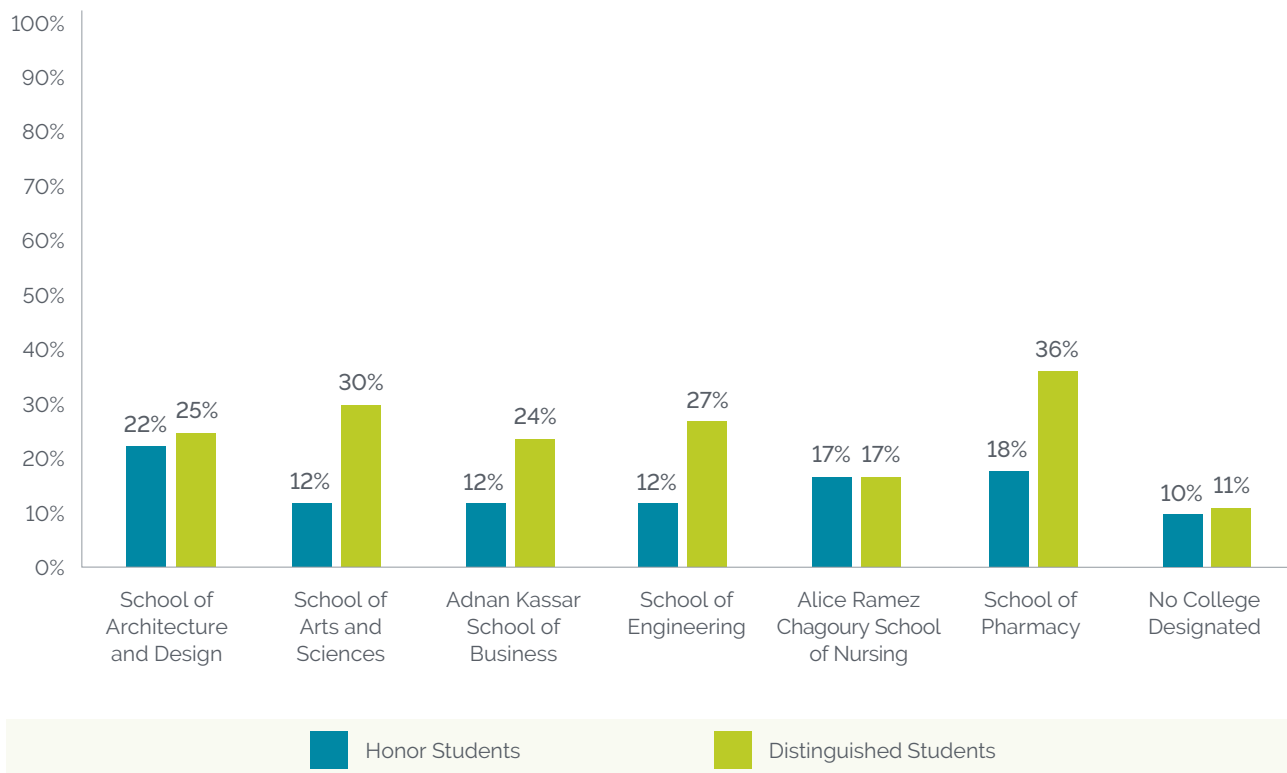


HONOR AND DISTINGUISHED UNDERGRADUATE STUDENTS

ACADEMIC YEAR 2019–2020*

	Undergraduate Enrolled Students	Honor Students		Distinguished Students	
		Number of Students	% of Enrolled Students	Number of Students	% of Enrolled Students
School of Architecture and Design	692	151	22%	173	25%
School of Arts and Sciences	2,387	289	12%	716	30%
Adnan Kassar School of Business	2,009	248	12%	486	24%
School of Engineering	1,347	160	12%	359	27%
Alice Ramez Chagoury School of Nursing	138	24	17%	24	17%
School of Pharmacy	410	75	18%	148	36%
No College Designated	166	17	10%	18	11%
Total	7,149	964	13%	1,924	27%

Honor and Distinguished Undergraduate Students



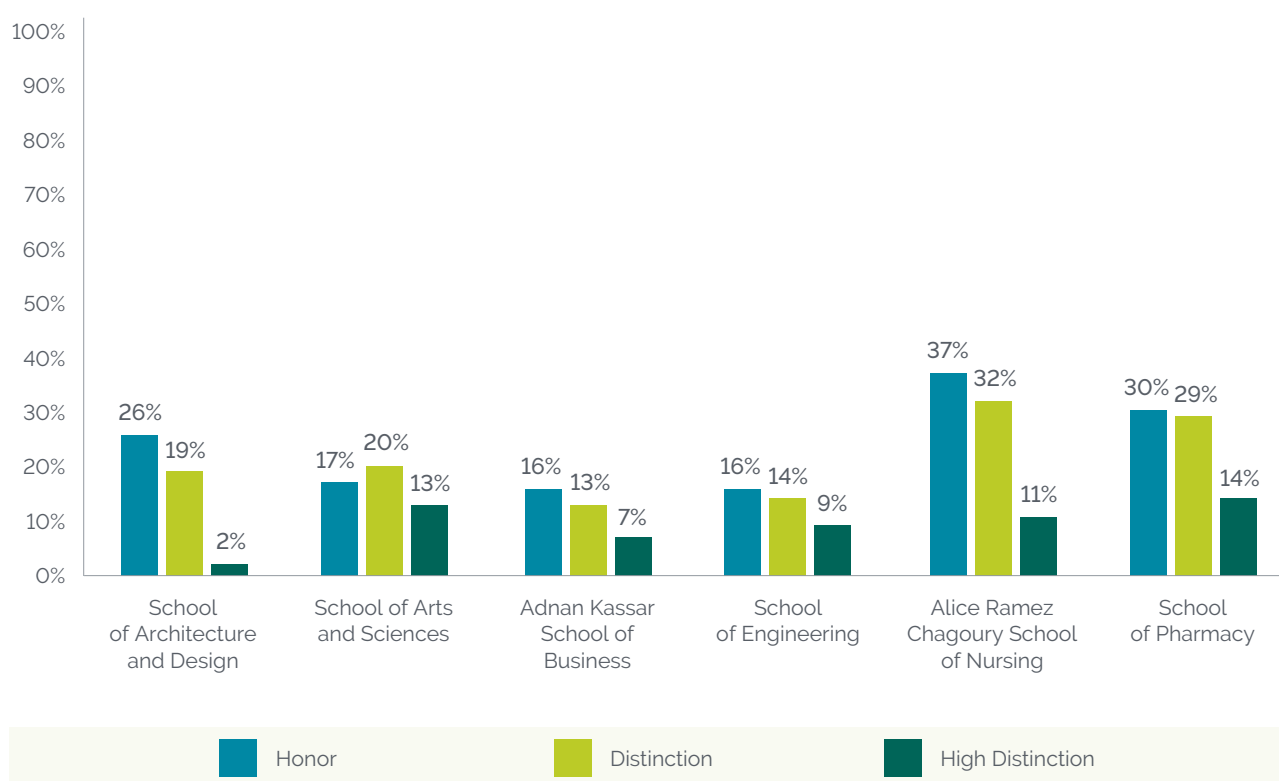
HONOR, DISTINCTION AND HIGH DISTINCTION GRADUATING STUDENTS

ACADEMIC YEAR 2019–2020*

	Graduating Students	Honor		Distinction		High Distinction	
		Number of Students	% of Graduating Students	Number of Students	% of Graduating Students	Number of Students	% of Graduating Students
School of Architecture & Design	187	48	26%	35	19%	4	2%
School of Arts & Sciences	508	86	17%	100	20%	68	13%
Adnan Kassar School of Business	753	119	16%	96	13%	54	7%
School of Engineering	225	37	16%	31	14%	20	9%
Alice Ramez Chagoury School of Nursing	19	7	37%	6	32%	2	11%
School of Pharmacy	66	20	30%	19	29%	9	14%
Total	1,758	317	18%	287	16%	157	9%

* Includes only undergraduate students.

Honor, Distinction and High Distinction Graduating Students

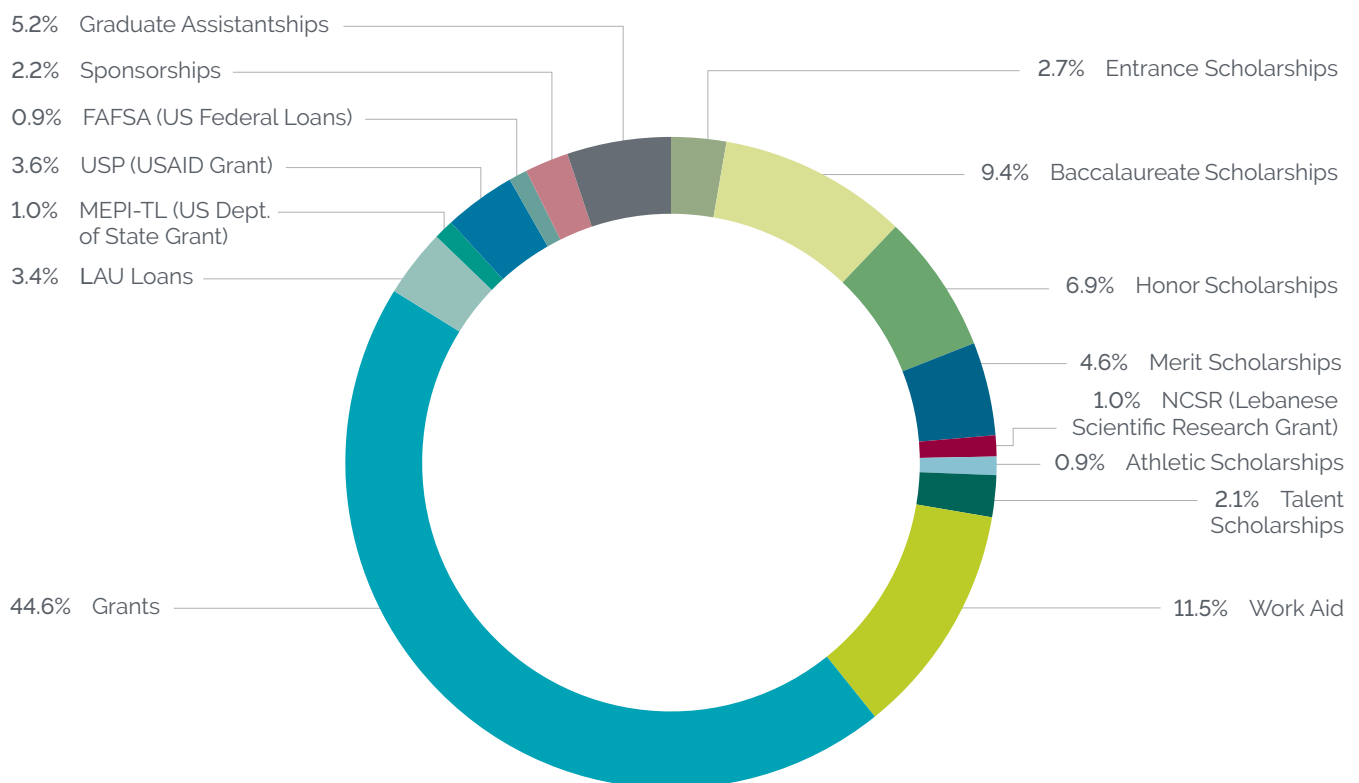


STUDENT FINANCIAL AID PROGRAM ACADEMIC YEAR 2019–2020

Type of Aid AY 2019–2020	Count	Amount
Entrance Scholarships	292	\$1,235,940.90
Baccalaureate Scholarships	434	\$4,247,728.30
Honor Scholarships	742	\$3,129,605.95
Merit Scholarships	112	\$2,097,269.35
NCSR (Lebanese Scientific Research Grant)	24	\$472,320.00
Athletic Scholarships	167	\$413,349.30
Talent Scholarships	150	\$938,716.00
Work Aid	3,210	\$5,225,891.66
Grants	3,869	\$20,190,564.90
LAU Loans	843	\$1,528,512.14
MEPI-TL (US Dept. of State Grant)	110	\$447,093.50
USP (USAID Grant)	239	\$1,612,503.32
FAFSA (US Federal Loans)	44	\$413,399.00
Sponsorships	194	\$985,678.51
Graduate Assistantships	358	\$2,333,465.06
Total	5,279	\$45,272,037.89

** Duplicates occur at the level of the number of awards as a student may benefit from more than one type of financial aid, yet the total financial aid headcount is unduplicated.

Student Financial Aid Program

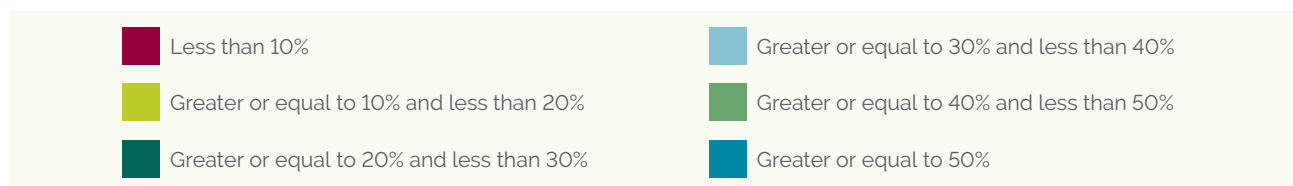
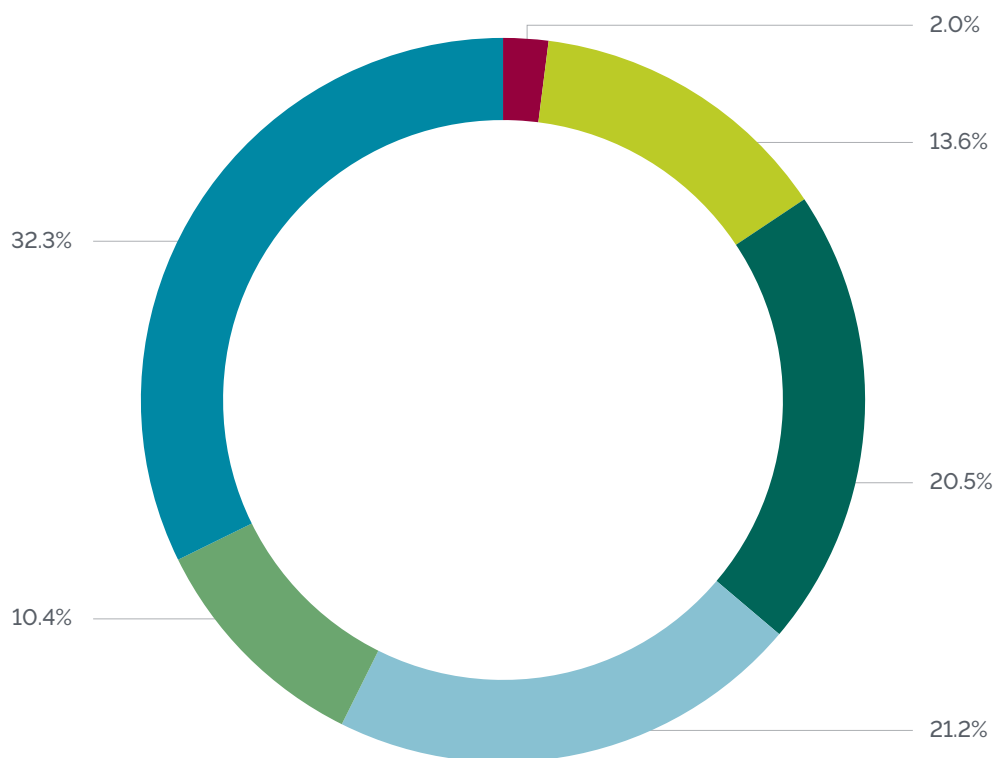


DISTRIBUTION OF FINANCIAL AID AWARDS

ACADEMIC YEAR 2019–2020

	Number of Students	Total Yearly Tuition	Total Yearly Financial Aid
Less than 10%	99	\$1,569,971.00	\$143,405.36
Greater or equal to 10% and less than 20%	671	\$12,336,316.00	\$1,947,417.60
Greater or equal to 20% and less than 30%	1,011	\$20,030,020.00	\$5,012,454.01
Greater or equal to 30% and less than 40%	1,041	\$20,071,117.00	\$6,931,879.46
Greater or equal to 40% and less than 50%	511	\$10,490,973.00	\$4,674,175.69
Greater or equal to 50%	1,588	\$31,800,771.00	\$23,815,841.71
Total	4,921	\$96,299,168.00	\$42,525,173.83

Distribution of Financial Aid Awards



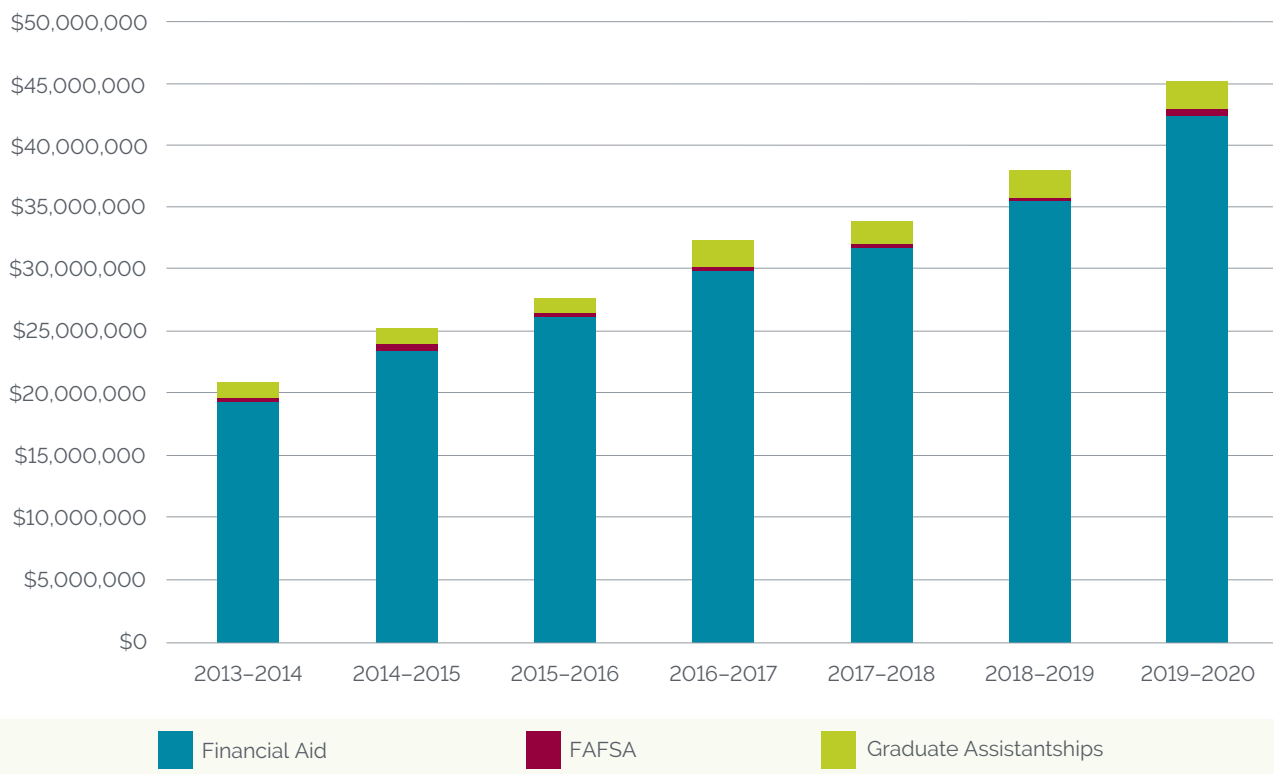


TRENDS IN FINANCIAL AID BUDGET

ACADEMIC YEAR 2019–2020

	2013 – 2014	2014 – 2015	2015 – 2016	2016 – 2017	2017 – 2018	2018 – 2019	2019 – 2020
Financial Aid	\$19,252,078.91	\$23,552,807.00	\$26,254,274.77	\$30,043,644.84	\$31,720,027.92	\$35,494,170.66	\$42,525,173.83
FAFSA	\$398,566.00	\$418,986.00	\$329,811.00	\$361,484.00	\$395,329.00	\$385,627.00	\$413,399.00
Graduate Assistantships	\$1,133,394.00	\$1,181,898.72	\$1,249,609.62	\$2,103,827.25	\$1,948,183.40	\$2,009,265.86	\$2,333,465.06
Total	\$20,784,038.91	\$25,153,691.72	\$27,833,695.39	\$32,508,956.09	\$34,063,540.32	37,889,063.52	\$45,272,037.89

Trends in Financial Aid Budget



TUITION AND FEES

ACADEMIC YEAR 2020–2021

The average undergraduate tuition for the academic year 2020–2021 is \$20,058 per year and the average graduate tuition is \$13,422 per year. Annual tuition fees for doctoral/professional practice programs amount to \$33,822 for students in the School of Medicine and \$26,400 for PharmD students. Tuition varies depending on the degree program.

Program	Undergraduate Per Term Rate (*)	Per Credit Rate
SCHOOL OF ARCHITECTURE & DESIGN		
Undergraduate Program		
Bachelor of Architecture	\$10,200	\$854
BA in Fashion Design	\$10,200	\$854
BA in Fine Arts	\$10,200	\$854
BS in Graphic Design	\$10,200	\$854
BS in Interior Design	\$10,200	\$854
Graduate Program (**)		
MA in Islamic Art	-	\$867
SCHOOL OF ARTS AND SCIENCES		
BA in Arabic Language and Literature	\$8,382	\$698
BA in Communication Arts/Communication	\$9,319	\$779
BA in English	\$8,382	\$698
BA in History	\$8,382	\$698
BA in Multimedia Journalism	\$9,319	\$779
BA in Performing Arts	\$9,319	\$779
BA in Philosophy	\$8,382	\$698
BA in Political Science	\$8,382	\$698
BA in Political Science/International Affairs	\$8,382	\$698
BA in Psychology	\$8,382	\$698
BA in Social Work	\$8,382	\$698
BA in Television and Film	\$9,319	\$779
BA in Translation	\$8,382	\$698
BS in Bioinformatics	\$9,319	\$779
BS in Biology	\$9,319	\$779
BS in Chemistry	\$9,319	\$779
BS in Computer Science	\$9,319	\$779
BS in General Science	\$9,319	\$779
BS in Mathematics	\$9,275	\$775
BS in Nutrition	\$9,319	\$779

Program	Undergraduate Per Term Rate (*)	Per Credit Rate
SCHOOL OF ARTS AND SCIENCES		
BS in Nutrition and Dietetics (Coordinated Program)	-	\$814
Bridge-Arts	\$8,382	\$698
Bridge-Science	\$9,319	\$779
Dietetics Internship	-	\$773
Freshman	\$8,423	\$701
Intensive English	\$7,900	\$658
Teaching Diploma	\$8,382	\$698
Diploma in Learning Disability & Giftedness	\$8,382	\$698
Regent's College Degree	\$9,319	\$779
Graduate programs (**)		
MA in Education	-	\$780
MA in Interdisciplinary Gender Studies	-	\$780
MA in International Affairs	-	\$780
MA in Multimedia Journalism	-	\$780
MA in Migration Studies	-	\$780
MS in Applied and Computational Mathematics	-	\$814
MS in Molecular Biology	-	\$814
MS in Computer Science	-	\$814
ADNAN KASSAR SCHOOL OF BUSINESS		
Undergraduate Programs		
Bridge program	\$9,938	\$827
Graduate Programs (**)		
Executive Master of Business Administration (**)	-	\$900
LLM in Business Law	-	\$882
MA in Applied Economics	-	\$882
Master of Business Administration (MBA)	-	\$882
MS in Human Resources Management	-	\$882
QBA (Remedial MBA Course)	-	\$882
Interdisciplinary		
Executive MA in Actuarial Science	-	\$900

Program	Undergraduate Per Term Rate (*)	Per Credit Rate
SCHOOL OF ENGINEERING		
Undergraduate Program		
BE in Civil Engineering	\$10,154	\$848
BE in Computer Engineering	\$10,154	\$848
BE in Industrial Engineering	\$10,154	\$848
BE in Electrical Engineering	\$10,154	\$848
BE in Mechanical Engineering	\$10,154	\$848
BE in Petroleum Engineering	\$10,154	\$848
BE in Mechatronics Engineering	\$10,154	\$848
Graduate Program (**)		
MS in Civil and Environmental Engineering	-	\$891
MS in Computer Engineering	-	\$891
MS in Industrial Engineering and Engineering Management	-	\$891
ALICE RAMEZ CHAGOURY SCHOOL OF NURSING		
BS in Nursing		
New students AY 2019–2020	\$7,135	\$597
Continuing students AY 2018–2019	\$6,926	\$580
Continuing students AY 2017–2018	\$6,676	\$559
Continuing students AY 2016–2017	\$6,450	\$540
Continuing students AY 2015–2016	\$6,084	\$510
Continuing students AY 2014–2015	\$6,084	\$510
SCHOOL OF PHARMACY		
BS in Pharmacy	\$10,850	\$906
Graduate Program (**)		
MS in Pharmaceutical Development & Management	-	\$779
OTHER		
New York Academic Center	-	\$945
Special Students	\$10,967	\$912
Undecided Major	\$9,319	\$779

Program	Annual Tuition
---------	----------------

GILBERT AND ROSE-MARIE CHAGOURY SCHOOL OF MEDICINE

MD Program

New students AY 2019–2020	\$33,822
Continuing students AY 2018–2019	\$32,837
Continuing students AY 2017–2018	\$31,650
Continuing students AY 2016–2017	\$30,430
Continuing students AY 2015–2016	\$28,704
Continuing students AY 2014–2015	\$28,704
Continuing students AY 2013–2014	\$26,400

SCHOOL OF PHARMACY

Doctor of Pharmacy - PharmD	\$26,400
-----------------------------	----------

(*) 12 or more credit hours per term

(**) Graduate Programs per credit

(***) Research Doctoral fees are offered to PhD candidates of other universities using the LAU labs.





STUDENT HOUSING

FALL 2020

	Number of Rooms Available	Number of Residents	Number of Rooms Occupied	Occupancy Rate
RESIDENCE HALL FOR FEMALES				
Beirut campus				
Santona Residence	30	5	5	16.0%
Berkeley Hotel	24	5	5	20.8%
Byblos campus				
Residence Hall Block B	61	8	8	13.1%
Residence Hall Block C	12	0	0	0.0%

RESIDENCE HALL FOR MALES				
Beirut campus				
Santona Residence	26	2	2	7.7%
Berkeley Hotel	21	11	11	52.3%
Byblos campus				
Residence Hall Block B	45	4	4	8.9%
Residence Hall Block C	12	0	0	0.0%

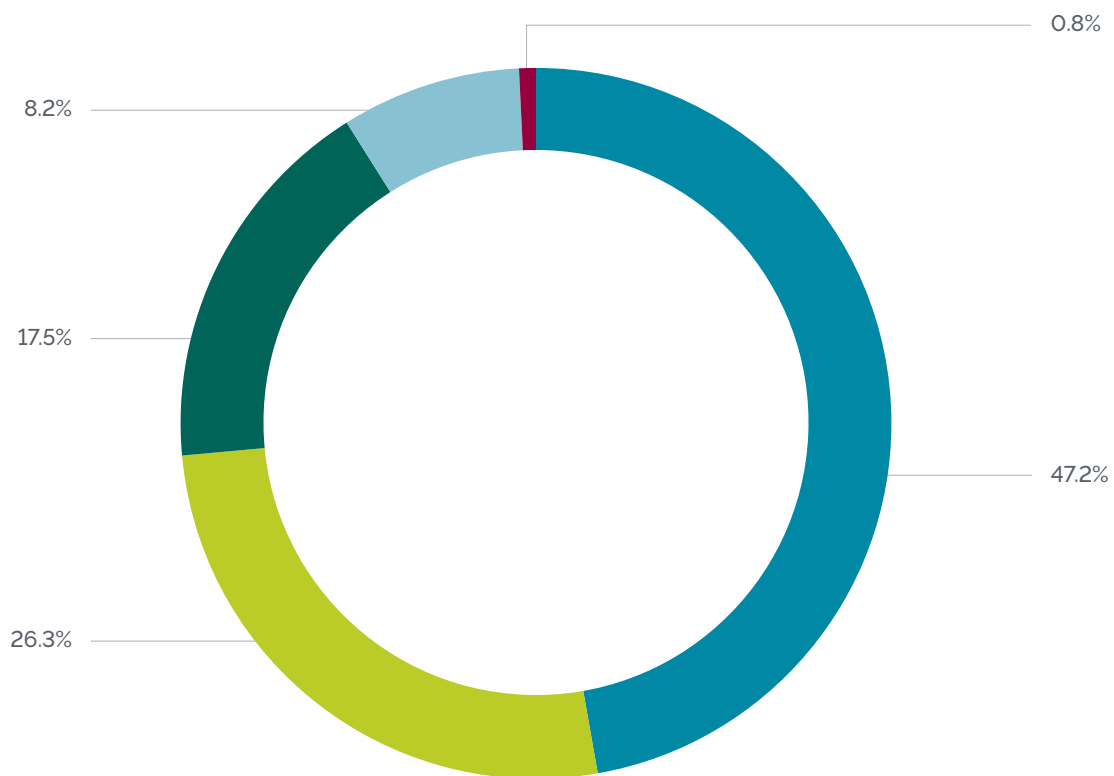
	Average Housing Fees per Year AY 2020–2021		
	Beirut campus	Byblos campus	University wide
Single Room	\$5,552	\$3,198	\$4,375
Shared Room	\$3,605	\$1,921	\$2,763

CLASS SIZE

FALL 2020

Schedule Type	1 – 20	21 – 30	31 – 40	41 – 50	Above 50
Lab	179	35	4	-	-
Language	51	202	3	-	-
Lecture	469	227	307	149	14
Online	1	1	-	-	-
Seminar	11	1	-	-	-
Studio	148	15	7	1	-
Workshop	7	2	-	-	-
Total	866	483	321	150	14

Class Size



LIBRARY AND OTHER INFORMATION RESOURCES

ACADEMIC YEAR 2019–2020



► Affiliations

The Lebanese American University maintains library affiliations with local, regional and international associations and organizations. These include:

- The Lebanese Library Association, since 1995;
- The American Library Association, since 1985;

American International Consortium of Academic Libraries (AMICAL), since 2004; AMICAL is an international consortium of American-model, liberal arts institutions of higher learning. Our mission is to advance learning, teaching and research through the collaborative development of library and information services and curricular resources at member institutions;

Lebanese Academic Library Consortium (LALC), since 2002 (four private institutions — the American University of Beirut, the Lebanese American University, Notre-Dame University and the University of Balamand— initially established the Lebanese Academic Library Consortium (LALC), the first library consortium in Lebanon aimed at cooperating in subscriptions to one or more online resources, and have since been joined by Université Saint-Esprit de Kaslik, University Saint Joseph, Beirut Arab University and Haigazian University);

The Lebanese Interlibrary Loan/Document Delivery Services consortium (LIDS), since 2007 (established by LAU in cooperation with Kaslik University, Notre Dame University and University of Balamand, and recently joined by the United Nations Economic and Social Commission for Western Asia – Commission of Lebanon (ESCWA), Haigazian University, Middle East University, Beirut Arab University, American University of Beirut and Banque Du Liban or Lebanese Central Bank);

OCLC, since 2008 (a non-profit library service and research worldwide organization in which almost 25,900 libraries, archives and museums in 170 countries are members.); thanks to a Libraries Very Interested in Sharing (LVIS) agreement signed through OCLC, LAU libraries can now share resources with more than 4000 libraries around the world for free).



Library and Other Information Resources 2019–2020

Expenditures / FTE Student

Materials	\$198
Salaries & Wages (permanent staff)	\$177
Salaries & Wages (student employees)	\$7
Other Operating expenses	\$117

Collections

Percent available physically	36%
Percent available electronically	64%
Number of digital repositories	7,335

Personnel (FTE)

Librarians – Beirut campus	12
Librarians – Byblos campus	9
Other library personnel – Beirut campus	9
Other library personnel – Byblos campus	5

Availability/attendance

Hours of operation/week – Beirut campus	40
Hours of operation/week – Byblos campus	40

Consortia/Partnerships

Lebanese Academic Library Consortium (LALC) <http://lalc.lau.edu.lb/>

Lebanese ILL/DD Services Consortium (LIDS) <https://www.facebook.com/LIDS-Consortium-714676411911054/>

AMICAL Consortium <https://www.amicalnet.org/>

INFORMATION TECHNOLOGY RESOURCES

ACADEMIC YEAR 2019–2020

Information Technology Resources	
COURSE MANAGEMENT SYSTEM	
Number of classes using the system	2,822
Number of students (having seats) on system	90,163
BANDWIDTH	
On-Campus Network	10 Gbps
Off-Campus Access – Commodity Internet	1.2 Gbps
Wireless Protocol(s)	802.11 a/b/g/n/ac/ax
NETWORK	
Percent of residence halls connected to network	
Wired	100%
Wireless	100%
Percent of classrooms connected to network	
Wired	100%
Wireless	100%
Public wireless ports	7,000
Public computers connected to network	1,601
Public computers connected to network in libraries	338
MULTIMEDIA CLASSROOMS (PERCENT)	
Beirut campus	100%
Byblos campus	100%
SMART CLASSROOMS	
Beirut campus	72 classrooms/19 labs
Byblos campus	55 classrooms/84 labs
New York campus	10
PCS AND LAPTOPS	
Beirut campus	562
Byblos campus	1,141
IT PERSONNEL (FTE)	
Beirut campus	30.0
Byblos campus	14.0

Software Systems and Versions

Students	Banner 9
Finances	E-business Suite v 12.1.3
Human Resources	E-business Suite v 12.1.3
Advancement	Raiser's Edge 7.96
Library	Olib 9 SP11, Ereserve 5.7, PaperCut v. 19, Annahar
Interactive Video Conferencing	CISCO



STUDENT CLUBS

Clubs are initiated and organized by students, for students, and focus on a wide range of interests including academic majors, culture, sports, human rights and the arts. They provide students with opportunities to engage in extracurricular pursuits and hobbies and to establish diverse relationships, thereby contributing to LAU's goal of developing the whole person.

► *Beirut Campus*

Accounting Club	Education Club	Journalism Club
Aie Club	Entrepreneurship Club	Marketing Club
Animal Care Club	Environment Club	Mathematics Club
Armenian Club	Event Organization Club	Music Club
Astronomy Club	Fashion Club	Nutrition Club
Bioinformatics Club	Finance Club	Palestinian Cultural Club
Chess Club	Gamers Club	Philosophy Club
Civic Welfare Club	Hiking & Camping Club	Photography Club
Computer Science Club	History Club	Pre-Med Club
Consulting Club	Hospitality Club	Psychology Club
Cycling Club	Human Rights Club	Russian Cultural Club
Design Club	I in Ethics Club	Science Club
Discover Lebanon Club	International Affairs Club	Social Work Club
Economics Club	Japanese Group	TEDxLAU Club

► *Byblos Campus*

180 Degrees NGO Consulting Club	Gender and sexuality club
American Society of Mechanical Engineers Club (ASME)	Human Rights Club
Architecture and Design club	IEEE-Student Branch
Architecture Reading Group Club	IIE (Institute of Industrial Engineers) Club
Armenian Club	International Affairs Club
Artificial Intelligence and Cognitive Science Club (AICS)	Jordanian Club
ASCE	Lebanese Medical Students International Committee (LeMSIC)
Association for Computer Machinery Club (ACM)	Lebanese Pharmacy Students Association (LPSA) Club
Association of Energy Engineers	Medical Students Association (MSA) Club
Astronomy Club	Movie Club
Bioinformatics club	Music Club
Book Club	NAPHAS Club
Bridge Community Progress Club	Nursing Club
Cedars Club	Nutrition club
Chem Club	Palestinian Club
CHESS Club	Parkour and Freerunning Club
Civic Welfare Club	Petroleum Club
consulting club	Photography Club
Dance Club	Poetry Club
Debate Club	Premedical Society club
Developer Student Club	Psychology Club
Discovery 4 Views Club	Robotics Club
Economics Club	Rotaract Club
Engineers Without Borders EWB	Rover Club
Environmental Club	Skiing Club
Event Planning Club	Social-Campus Life Club
Family Business and Entrepreneurship Club	Student Volunteering club
First Responder Club	The Animal Rights Club
Football Fan Club	



CENTERS AND INSTITUTES

The Lebanese American University boasts a total of 22 specialized centers and institutes, offering vast opportunities for research and training. These centers and institutes hold conferences, workshops, seminars and community outreach programs throughout the year, providing specialized knowledge, training and access to information and resources to students, researchers, faculty and professionals around the globe.

► *Centers and Institutes*

Arab Institute for Women
Center for Innovative Learning
Center for Lebanese Heritage
Center for Lebanese Studies
CISCO Institute
Clinical Simulation Center
Early Childhood Center
Institute for Banking and Finance
Institute for Media Research and Training
Institute for Migration Studies
Institute for Social Justice and Conflict Resolution

Institute of Family and Entrepreneurial Business
Institute of Hospitality and Tourism Management Studies
Institute for Human Resources
Institute of Islamic Art and Architecture
LAU Fouad Makhzoumi Innovation Center
Software Institute
Summer Institute for Intensive Arabic Language and Culture
Teacher Training Institute
Urban Planning Institute
Institute for Water Resources & Environmental Technologies
Institute for Environmental Studies & Research

