



FACULTY AND STAFF

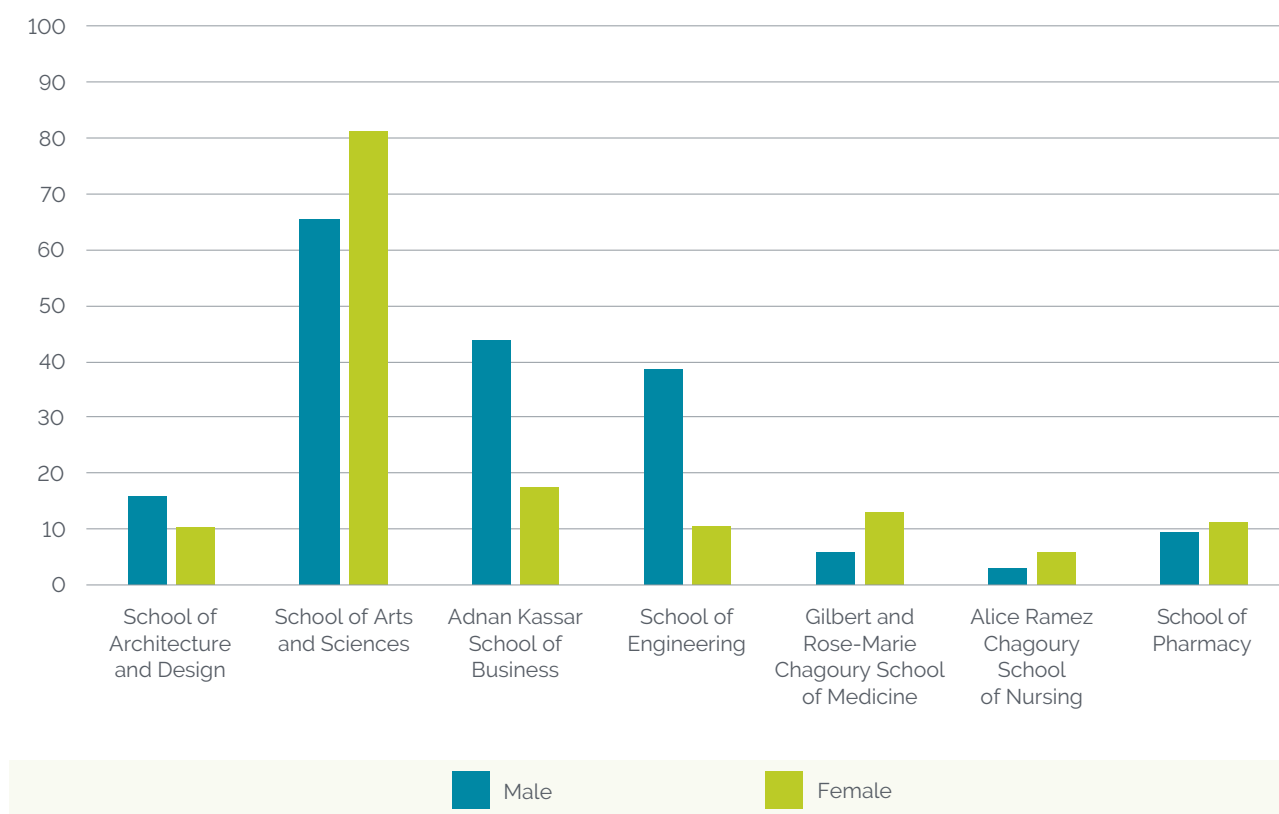


FULL-TIME FACULTY BY GENDER AND SCHOOL

FALL 2020

	Male	Female	Total
School of Architecture and Design	16	10	26
School of Arts and Sciences	66	82	148
Adnan Kassar School of Business	44	18	62
School of Engineering	39	10	49
Gilbert and Rose-Marie Chagoury School of Medicine	6	13	19
Alice Ramez Chagoury School of Nursing	3	6	9
School of Pharmacy	9	11	20
Total	183	150	333

Full-time Faculty by Gender and School




PHYSICIANS AT LAU MEDICAL CENTER-RIZK HOSPITAL

ACADEMIC YEAR 2020-2021

	Female	Male	Total
Full-Time Physicians	28	45	73
Part-Time Physicians	24	104	128

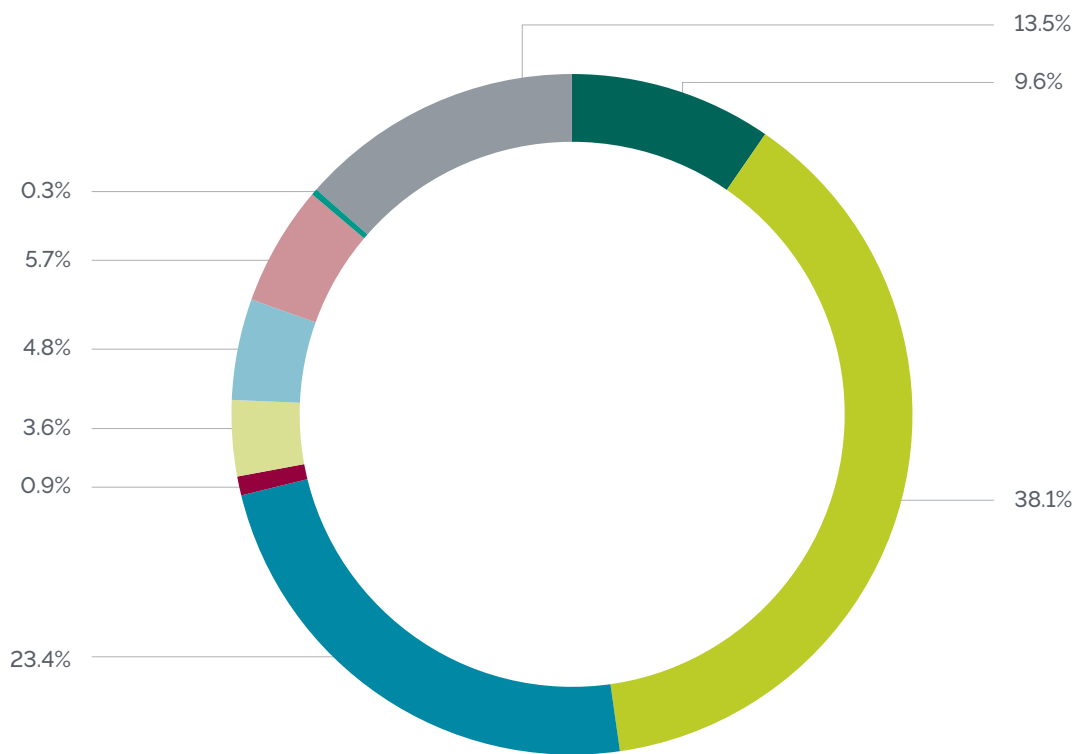
FULL-TIME FACULTY BY RANK, GENDER AND SCHOOL FALL 2020










	Gender	Professor	Associate Professor	Assistant Professor	Senior Lecturer	Lecturer	Senior Instructor	Instructor	Assistant Instructor	Research Faculty- Post-doctoral Research Fellow	Total
School of Architecture and Design	Female	-	3	5	-	2	-	-	-	-	10
	Male	1	6	6	-	3	-	-	-	-	16
School of Arts and Sciences	Female	5	23	15	1	2	8	10	-	18	82
	Male	6	28	12	-	3	7	-	-	10	66
Adnan Kassar School of Business	Female	-	9	4	-	1	-	3	-	1	18
	Male	6	22	10	2	1	1	1	1	-	44
School of Engineering	Female	1	3	1	-	-	-	-	-	5	10
	Male	9	13	12	-	-	-	-	-	5	39
Gilbert and Rose-Marie Chagoury School of Medicine	Female	1	1	8	-	-	-	-	-	3	13
	Male	-	2	2	-	-	-	1	-	1	6
Alice Ramez Chagoury School of Nursing	Female	-	3	1	-	-	-	2	-	-	6
	Male	1	-	-	-	-	-	2	-	-	3
School of Pharmacy	Female	-	9	2	-	-	-	-	-	-	11
	Male	2	5	-	-	-	-	-	-	2	9
Total	Female	7	51	36	1	5	8	15	-	27	150
	Male	25	76	42	2	7	8	4	1	18	183
	Total	32	127	78	3	12	16	19	1	45	333





Full-time Faculty by Rank

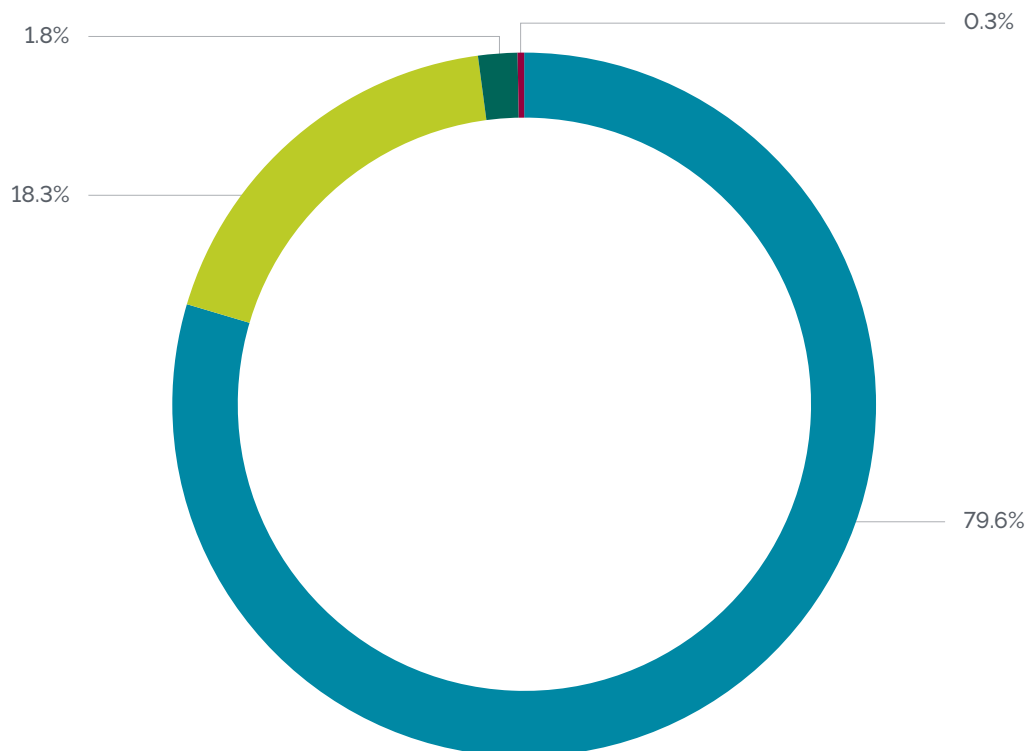


 Professor	 Senior Lecturer	 Instructor
 Associate Professor	 Lecturer	 Assistant Instructor
 Assistant Professor	 Senior Instructor	 Research Faculty-Postdoctoral Research Fellow

HIGHEST DEGREE EARNED BY FULL-TIME FACULTY FALL 2020

Rank	Doctoral		Master's		Bachelor's		Others		Total	
	Count	% of Total	Count	% of Total	Count	% of Total	Count	% of Total	Count	% of Total
Professor	32	9.6%	-	-	-	-	-	-	32	9.6%
Associate Professor	122	36.6%	5	1.5%	-	-	-	-	127	38.1%
Assistant Professor	67	20.1%	10	3.0%	1	0.3%	-	-	78	23.4%
Senior Lecturer	2	0.6%	1	0.3%	-	-	-	-	3	0.9%
Lecturer	5	1.5%	4	1.2%	3	0.9%	-	-	12	3.6%
Senior Instructor	-	-	15	4.5%	1	0.3%	-	-	16	4.8%
Instructor	1	0.3%	18	5.4%	-	-	-	-	19	5.7%
Assistant Instructor	-	-	-	-	-	-	1	0.3%	1	0.3%
Research Faculty- Postdoctoral Research Fellow	36	10.8%	8	2.4%	1	0.3%	-	-	45	13.5%
Total	265	79.6%	61	18.3%	6	1.8%	1	0.3%	333	100.0%

Highest Degree Earned by Full-time Faculty



Doctoral

Master's

Bachelor's

Others

FULL-TIME FACULTY WITH DOCTORAL DEGREES

FALL 2020

	Count in School	Percent in School	Percent of Total
School of Architecture and Design	8	30.8%	3.0%
School of Arts and Sciences	113	76.4%	42.6%
Adnan Kassar School of Business	53	85.5%	20.0%
School of Engineering	47	95.9%	17.7%
Gilbert and Rose-Marie Chagoury School of Medicine	19	100.0%	7.2%
Alice Ramez Chagoury School of Nursing	5	55.6%	1.9%
School of Pharmacy	20	100.0%	7.5%
Total	265	79.6%	100.0%

FULL-TIME FACULTY AGE RANGE BY RANK

FALL 2020

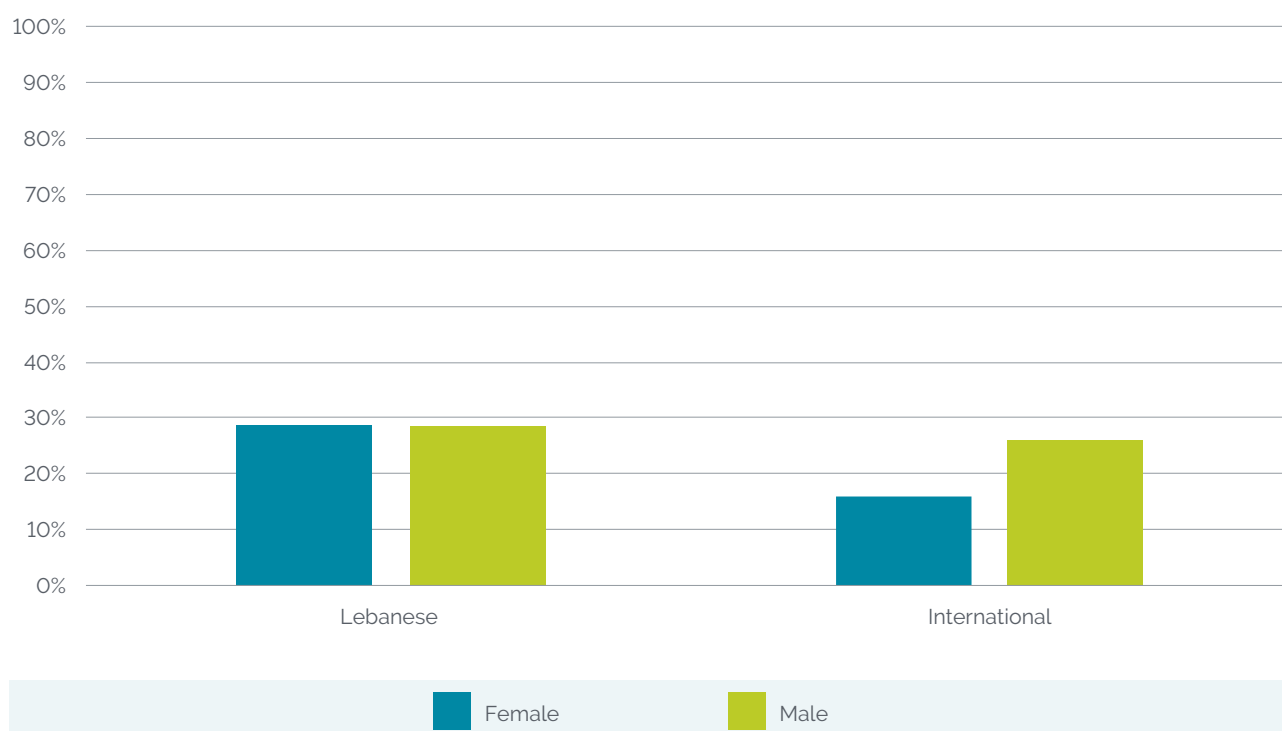
	20 – 29	30 – 39	40 – 49	50 – 59	60 and above
Professor	–	1	5	16	10
Associate Professor	–	18	61	35	13
Assistant Professor	–	45	21	8	4
Senior Lecturer	–	–	–	1	2
Lecturer	–	–	1	6	5
Senior Instructor	–	–	3	7	6
Instructor	–	10	5	3	1
Assistant Instructor	–	–	1	–	–
Research Faculty- Postdoctoral Research Fellow	16	27	1	1	–
Total	16	101	98	77	41



FULL-TIME FACULTY BY NATIONALITY FALL 2020

	Female		Male	
	Count	Percent of Total Faculty	Count	Percent of Total Faculty
Lebanese	97	29.1%	96	28.8%
International	53	15.9%	87	26.1%
Total	150	45.0%	183	55.0%

Full-time Faculty by Nationality



FULL-TIME FACULTY AVERAGE BASIC SALARIES BY RANK (IN US DOLLARS/\$)

ACADEMIC YEAR 2020-2021

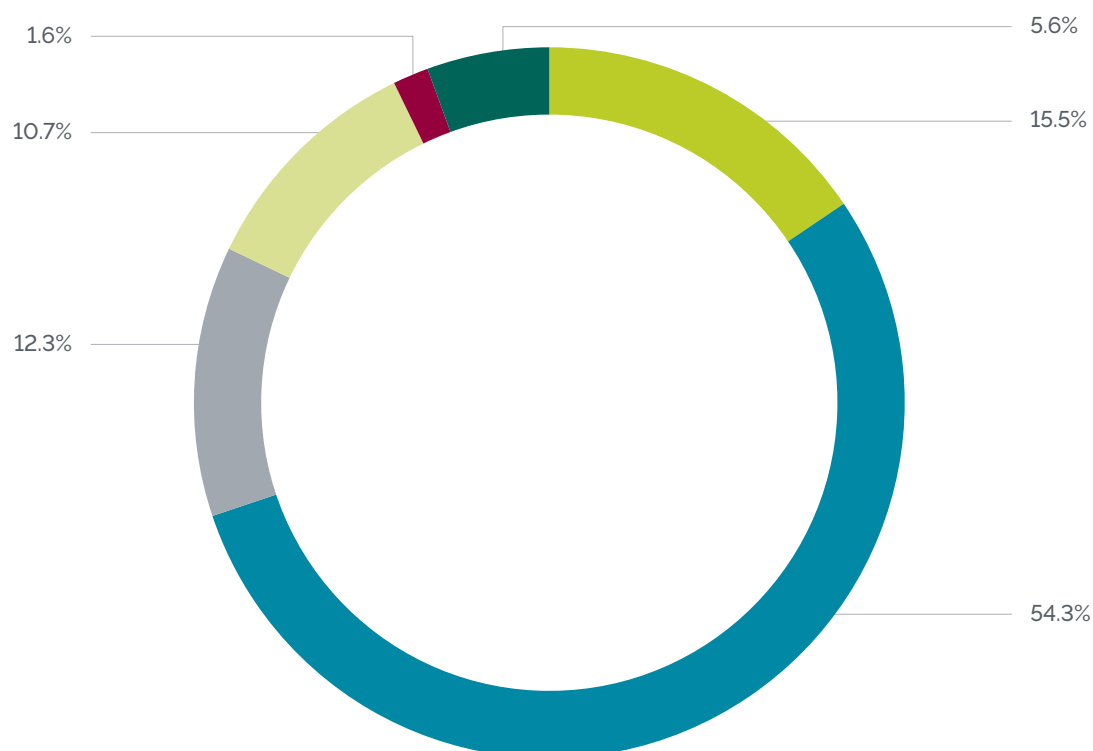
Rank	Average Basic Salary
Professor	\$125,518
Associate Professor	\$86,842
Assistant Professor	\$64,320
Senior Lecturer	\$85,338
Lecturer	\$68,676
Senior Instructor	\$59,815
Instructor	\$40,805

PART-TIME FACULTY BY SCHOOL AND GENDER FALL 2020

	Female	Male	Total
School of Architecture and Design	36	31	67
School of Arts and Sciences	158	76	234
Adnan Kassar School of Business	21	32	53
School of Engineering	10	36	46
Alice Ramez Ghagoury School of Nursing	5	2	7
School of Pharmacy	17	7	24
Total	243	182	425

* Duplicate headcounts occur between schools as faculty may teach in two different schools, yet the total headcount is unduplicated.

Part-time Faculty by School

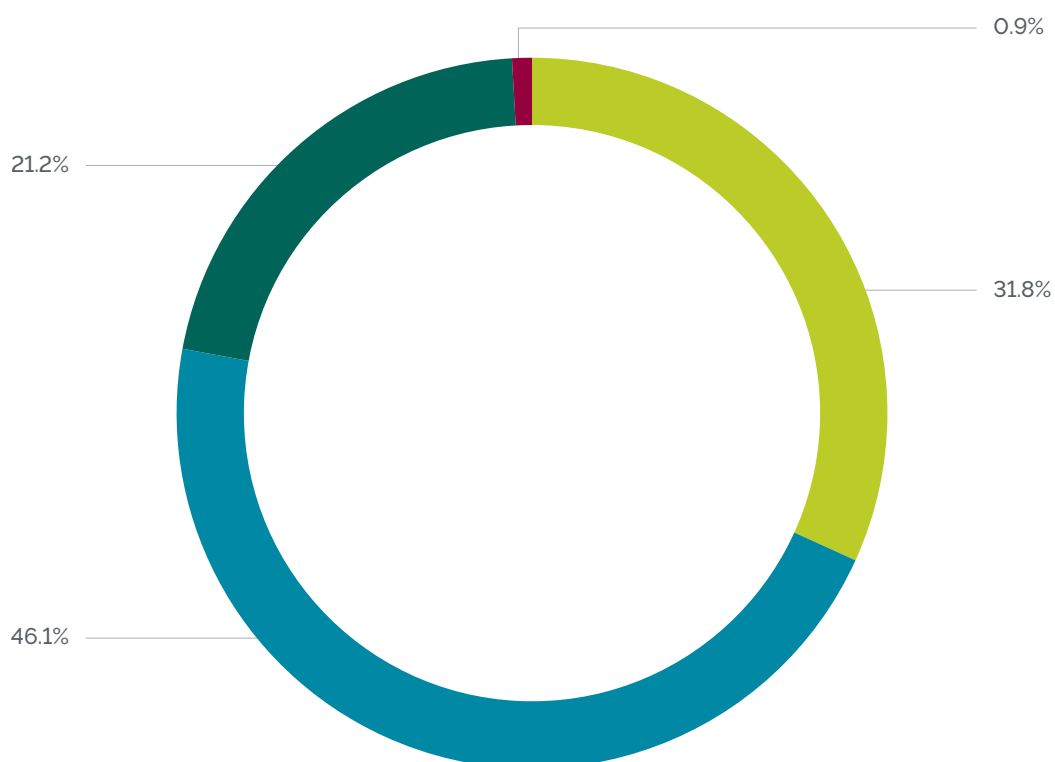


HIGHEST DEGREE EARNED BY PART-TIME FACULTY FALL 2020

School	Doctoral		Master's		Bachelor's		Others		Total	
	Count	% in School	Count	% in School	Count	% in School	Count	% in School	Count	% in School
School of Architecture and Design	5	7.5%	48	71.6%	13	19.4%	1	1.5%	67	100%
School of Arts and Sciences	75	32.1%	105	44.9%	51	21.8%	3	1.3%	234	100%
Adnan Kassar School of Business	24	45.3%	28	52.8%	1	1.9%	-	-	53	100%
School of Engineering	18	39.1%	12	26.1%	16	34.8%	-	-	46	100%
Alice Ramez Ghagoury School of Nursing	-	-	3	42.9%	4	57.1%	-	-	7	100%
School of Pharmacy	16	66.7%	3	12.5%	5	20.8%	-	-	24	100%
Total	135	31.8%	196	46.1%	90	21.2%	4	0.9%	425	100%

* Duplicate headcounts occur between schools as faculty may teach in two different schools, yet the total headcount is unduplicated.

Highest Degree Earned by Part-Time Faculty



■ Doctoral
 ■ Master's
 ■ Bachelor's
 ■ Others

FACULTY FTE BY SCHOOL

FALL 2020

School	FTE
School of Architecture and Design	48.3
School of Arts and Sciences	226.0
Adnan Kassar School of Business	79.7
School of Engineering	64.3
Gilbert and Rose-Marie Chagoury School of Medicine	134.7
Alice Ramez Ghagoury School of Nursing	11.3
School of Pharmacy	28.0
Total	590.3

STUDENT-FACULTY RATIO

FALL 2020

Total Students FTE	7,546.0
Total Faculty FTE	590.3
Student-Faculty Ratio	13 to 1

(*) Students FTE = full-time students + 1/3 part-time students

(**) Faculty FTE = full-time faculty + 1/3 part-time faculty

(***) Student-Faculty Ratio = Students FTE / Faculty FTE



STAFF BY EMPLOYMENT TYPE AND GENDER FALL 2020

	Full-Time Staff	Part-Time Staff	Total
Female	339	73	412
Male	318	38	356
Total	657	111	768

Staff by Gender

