



FACULTY AND STAFF

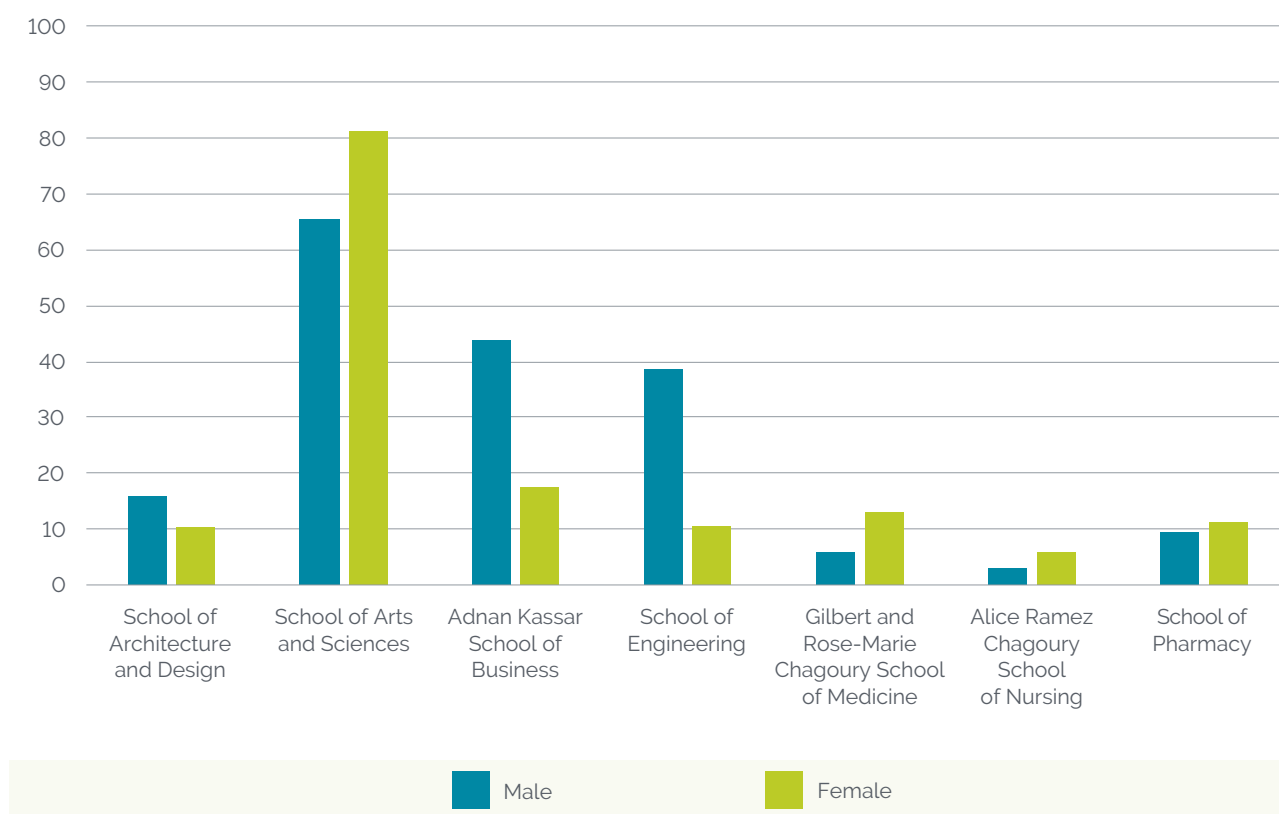


FULL-TIME FACULTY BY GENDER AND SCHOOL

FALL 2020

| | Male | Female | Total |
|--|------------|------------|------------|
| School of Architecture and Design | 16 | 10 | 26 |
| School of Arts and Sciences | 66 | 82 | 148 |
| Adnan Kassar School of Business | 44 | 18 | 62 |
| School of Engineering | 39 | 10 | 49 |
| Gilbert and Rose-Marie Chagoury School of Medicine | 6 | 13 | 19 |
| Alice Ramez Chagoury School of Nursing | 3 | 6 | 9 |
| School of Pharmacy | 9 | 11 | 20 |
| Total | 183 | 150 | 333 |

Full-time Faculty by Gender and School



PHYSICIANS AT LAU MEDICAL CENTER-RIZK HOSPITAL

ACADEMIC YEAR 2020-2021

| | Female | Male | Total |
|----------------------|--------|------|-------|
| Full-Time Physicians | 28 | 45 | 73 |
| Part-Time Physicians | 24 | 104 | 128 |

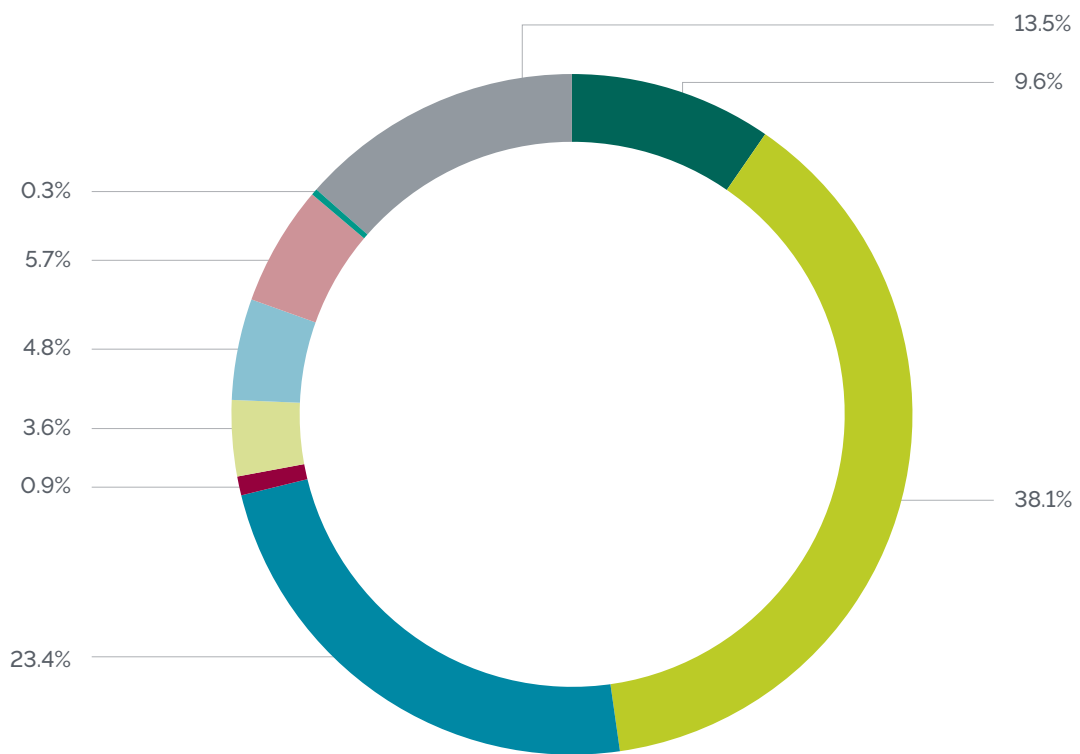
FULL-TIME FACULTY BY RANK, GENDER AND SCHOOL FALL 2020










| | Gender | Professor | Associate Professor | Assistant Professor | Senior Lecturer | Lecturer | Senior Instructor | Instructor | Assistant Instructor | Research Faculty- Post-doctoral Research Fellow | Total |
|--|---------------|-----------|---------------------|---------------------|-----------------|-----------|-------------------|------------|----------------------|---|------------|
| School of Architecture and Design | Female | - | 3 | 5 | - | 2 | - | - | - | - | 10 |
| | Male | 1 | 6 | 6 | - | 3 | - | - | - | - | 16 |
| School of Arts and Sciences | Female | 5 | 23 | 15 | 1 | 2 | 8 | 10 | - | 18 | 82 |
| | Male | 6 | 28 | 12 | - | 3 | 7 | - | - | 10 | 66 |
| Adnan Kassar School of Business | Female | - | 9 | 4 | - | 1 | - | 3 | - | 1 | 18 |
| | Male | 6 | 22 | 10 | 2 | 1 | 1 | 1 | 1 | - | 44 |
| School of Engineering | Female | 1 | 3 | 1 | - | - | - | - | - | 5 | 10 |
| | Male | 9 | 13 | 12 | - | - | - | - | - | 5 | 39 |
| Gilbert and Rose-Marie Chagoury School of Medicine | Female | 1 | 1 | 8 | - | - | - | - | - | 3 | 13 |
| | Male | - | 2 | 2 | - | - | - | 1 | - | 1 | 6 |
| Alice Ramez Chagoury School of Nursing | Female | - | 3 | 1 | - | - | - | 2 | - | - | 6 |
| | Male | 1 | - | - | - | - | - | 2 | - | - | 3 |
| School of Pharmacy | Female | - | 9 | 2 | - | - | - | - | - | - | 11 |
| | Male | 2 | 5 | - | - | - | - | - | - | 2 | 9 |
| Total | Female | 7 | 51 | 36 | 1 | 5 | 8 | 15 | - | 27 | 150 |
| | Male | 25 | 76 | 42 | 2 | 7 | 8 | 4 | 1 | 18 | 183 |
| | Total | 32 | 127 | 78 | 3 | 12 | 16 | 19 | 1 | 45 | 333 |





Full-time Faculty by Rank

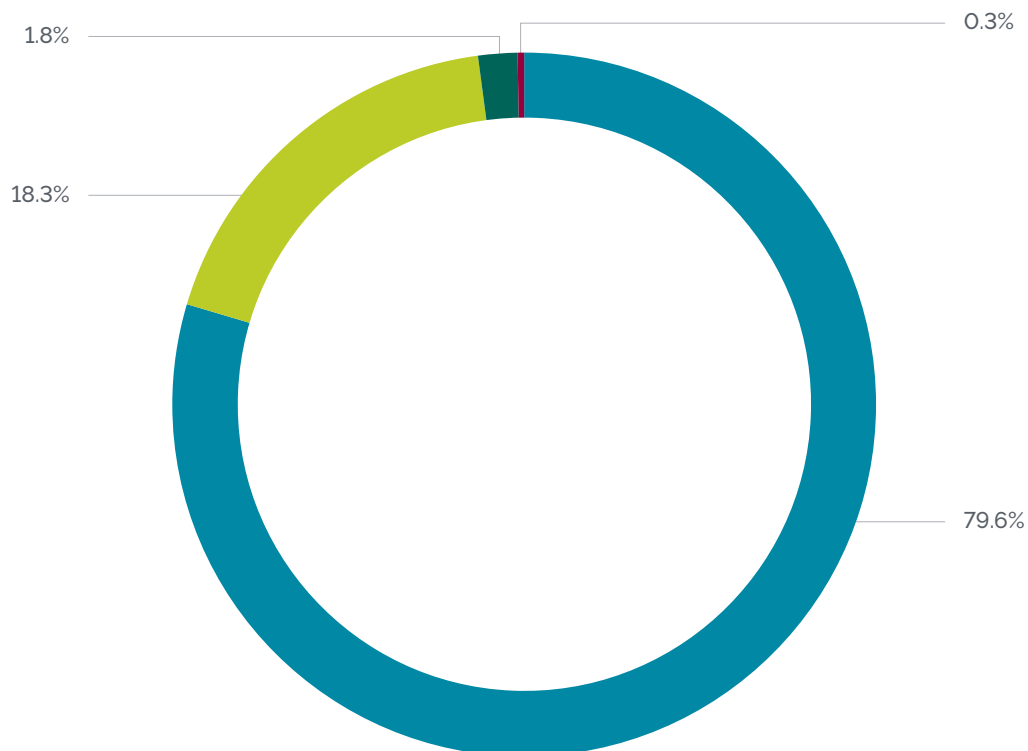


| | | |
|---|---|--|
|  Professor |  Senior Lecturer |  Instructor |
|  Associate Professor |  Lecturer |  Assistant Instructor |
|  Assistant Professor |  Senior Instructor |  Research Faculty-Postdoctoral Research Fellow |

HIGHEST DEGREE EARNED BY FULL-TIME FACULTY FALL 2020

| Rank | Doctoral | | Master's | | Bachelor's | | Others | | Total | |
|--|------------|--------------|-----------|--------------|------------|-------------|----------|-------------|------------|---------------|
| | Count | % of Total | Count | % of Total | Count | % of Total | Count | % of Total | Count | % of Total |
| Professor | 32 | 9.6% | - | - | - | - | - | - | 32 | 9.6% |
| Associate Professor | 122 | 36.6% | 5 | 1.5% | - | - | - | - | 127 | 38.1% |
| Assistant Professor | 67 | 20.1% | 10 | 3.0% | 1 | 0.3% | - | - | 78 | 23.4% |
| Senior Lecturer | 2 | 0.6% | 1 | 0.3% | - | - | - | - | 3 | 0.9% |
| Lecturer | 5 | 1.5% | 4 | 1.2% | 3 | 0.9% | - | - | 12 | 3.6% |
| Senior Instructor | - | - | 15 | 4.5% | 1 | 0.3% | - | - | 16 | 4.8% |
| Instructor | 1 | 0.3% | 18 | 5.4% | - | - | - | - | 19 | 5.7% |
| Assistant Instructor | - | - | - | - | - | - | 1 | 0.3% | 1 | 0.3% |
| Research Faculty- Postdoctoral Research Fellow | 36 | 10.8% | 8 | 2.4% | 1 | 0.3% | - | - | 45 | 13.5% |
| Total | 265 | 79.6% | 61 | 18.3% | 6 | 1.8% | 1 | 0.3% | 333 | 100.0% |

Highest Degree Earned by Full-time Faculty



Doctoral

Master's

Bachelor's

Others

FULL-TIME FACULTY WITH DOCTORAL DEGREES


FALL 2020

| | Count in School | Percent in School | Percent of Total |
|---|--------------------|----------------------|---------------------|
| School of Architecture and Design | 8 | 30.8% | 3.0% |
| School of Arts and Sciences | 113 | 76.4% | 42.6% |
| Adnan Kassar School of Business | 53 | 85.5% | 20.0% |
| School of Engineering | 47 | 95.9% | 17.7% |
| Gilbert and Rose-Marie Chagoury School of Medicine | 19 | 100.0% | 7.2% |
| Alice Ramez Chagoury School of Nursing | 5 | 55.6% | 1.9% |
| School of Pharmacy | 20 | 100.0% | 7.5% |
| Total | 265 | 79.6% | 100.0% |

FULL-TIME FACULTY AGE RANGE BY RANK

FALL 2020

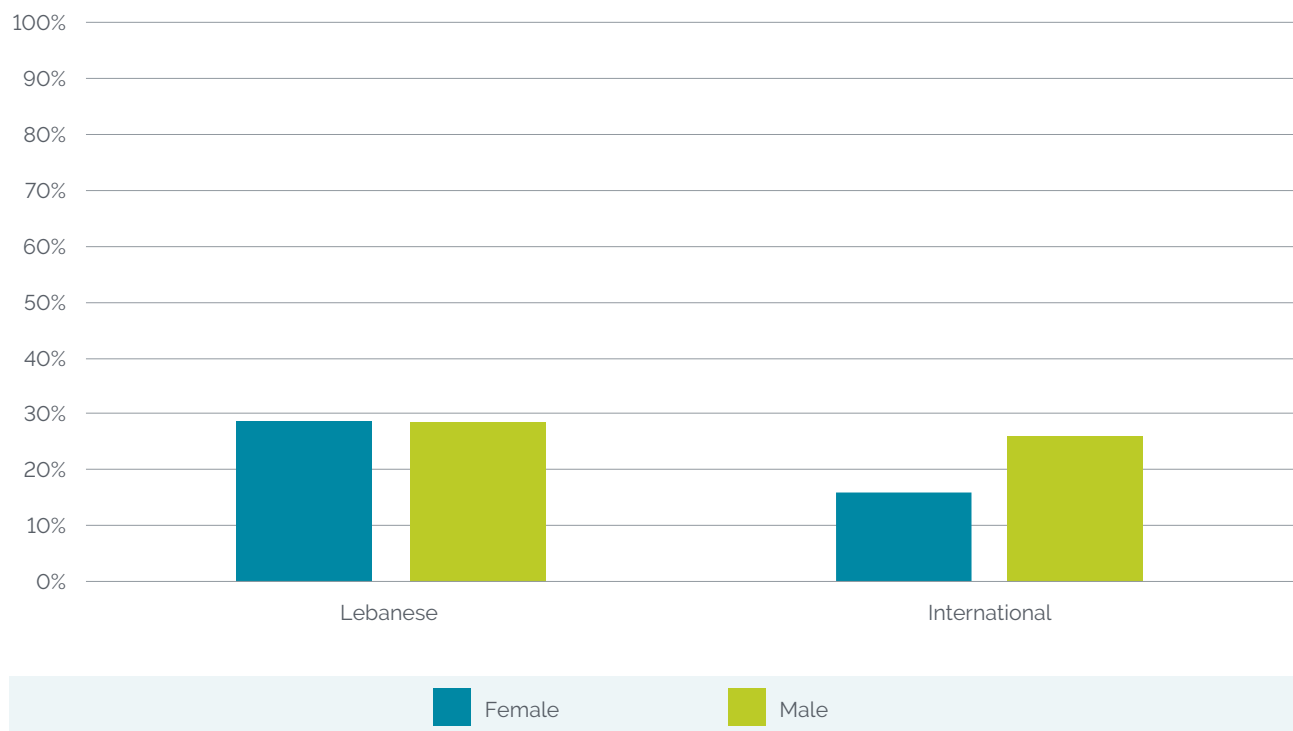
| | 20 – 29 | 30 – 39 | 40 – 49 | 50 – 59 | 60 and above |
|--|-----------|------------|-----------|-----------|--------------|
| Professor | – | 1 | 5 | 16 | 10 |
| Associate Professor | – | 18 | 61 | 35 | 13 |
| Assistant Professor | – | 45 | 21 | 8 | 4 |
| Senior Lecturer | – | – | – | 1 | 2 |
| Lecturer | – | – | 1 | 6 | 5 |
| Senior Instructor | – | – | 3 | 7 | 6 |
| Instructor | – | 10 | 5 | 3 | 1 |
| Assistant Instructor | – | – | 1 | – | – |
| Research Faculty- Postdoctoral Research Fellow | 16 | 27 | 1 | 1 | – |
| Total | 16 | 101 | 98 | 77 | 41 |



FULL-TIME FACULTY BY NATIONALITY FALL 2020

| | Female | | Male | |
|---------------|------------|--------------------------|------------|--------------------------|
| | Count | Percent of Total Faculty | Count | Percent of Total Faculty |
| Lebanese | 97 | 29.1% | 96 | 28.8% |
| International | 53 | 15.9% | 87 | 26.1% |
| Total | 150 | 45.0% | 183 | 55.0% |

Full-time Faculty by Nationality

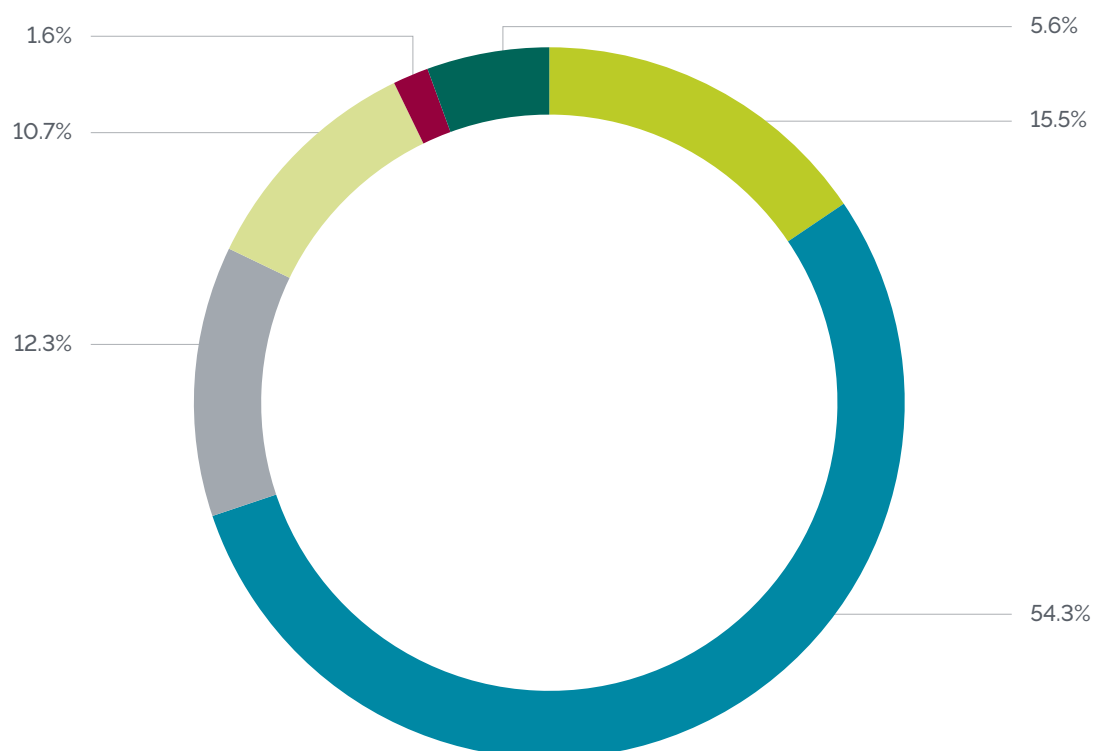


PART-TIME FACULTY BY SCHOOL AND GENDER FALL 2020

| | Female | Male | Total |
|--|------------|------------|------------|
| School of Architecture and Design | 36 | 31 | 67 |
| School of Arts and Sciences | 158 | 76 | 234 |
| Adnan Kassar School of Business | 21 | 32 | 53 |
| School of Engineering | 10 | 36 | 46 |
| Alice Ramez Ghagoury School of Nursing | 5 | 2 | 7 |
| School of Pharmacy | 17 | 7 | 24 |
| Total | 243 | 182 | 425 |

* Duplicate headcounts occur between schools as faculty may teach in two different schools, yet the total headcount is unduplicated.

Part-time Faculty by School

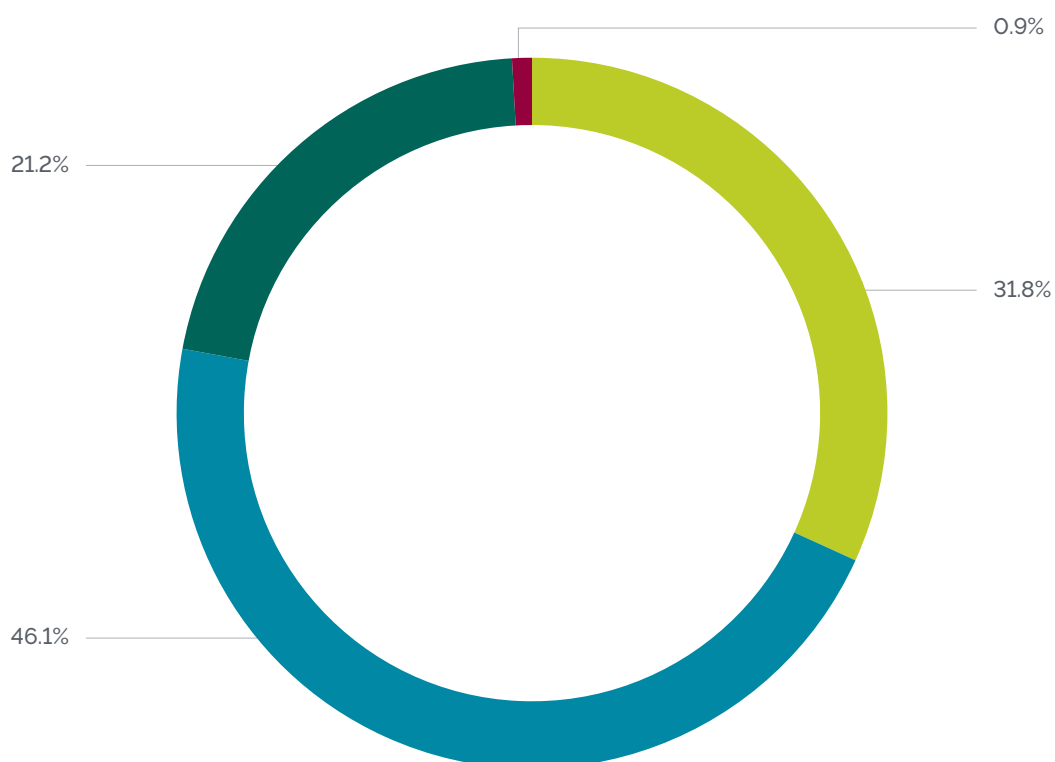


HIGHEST DEGREE EARNED BY PART-TIME FACULTY FALL 2020

| School | Doctoral | | Master's | | Bachelor's | | Others | | Total | |
|--|------------|--------------|------------|--------------|------------|--------------|----------|-------------|------------|-------------|
| | Count | % in School | Count | % in School | Count | % in School | Count | % in School | Count | % in School |
| School of Architecture and Design | 5 | 7.5% | 48 | 71.6% | 13 | 19.4% | 1 | 1.5% | 67 | 100% |
| School of Arts and Sciences | 75 | 32.1% | 105 | 44.9% | 51 | 21.8% | 3 | 1.3% | 234 | 100% |
| Adnan Kassar School of Business | 24 | 45.3% | 28 | 52.8% | 1 | 1.9% | - | - | 53 | 100% |
| School of Engineering | 18 | 39.1% | 12 | 26.1% | 16 | 34.8% | - | - | 46 | 100% |
| Alice Ramez Ghagoury School of Nursing | - | - | 3 | 42.9% | 4 | 57.1% | - | - | 7 | 100% |
| School of Pharmacy | 16 | 66.7% | 3 | 12.5% | 5 | 20.8% | - | - | 24 | 100% |
| Total | 135 | 31.8% | 196 | 46.1% | 90 | 21.2% | 4 | 0.9% | 425 | 100% |

* Duplicate headcounts occur between schools as faculty may teach in two different schools, yet the total headcount is unduplicated.

Highest Degree Earned by Part-Time Faculty



■ Doctoral
 ■ Master's
 ■ Bachelor's
 ■ Others

FACULTY FTE BY SCHOOL

FALL 2020

| School | FTE |
|--|--------------|
| School of Architecture and Design | 48.3 |
| School of Arts and Sciences | 226.0 |
| Adnan Kassar School of Business | 79.7 |
| School of Engineering | 64.3 |
| Gilbert and Rose-Marie Chagoury School of Medicine | 134.7 |
| Alice Ramez Ghagoury School of Nursing | 11.3 |
| School of Pharmacy | 28.0 |
| Total | 590.3 |

STUDENT-FACULTY RATIO

FALL 2020

| | |
|------------------------------|----------------|
| Total Students FTE | 7,546.0 |
| Total Faculty FTE | 590.3 |
| Student-Faculty Ratio | 13 to 1 |

(*) Students FTE = full-time students + 1/3 part-time students

(**) Faculty FTE = full-time faculty + 1/3 part-time faculty

(***) Student-Faculty Ratio = Students FTE / Faculty FTE



STAFF BY EMPLOYMENT TYPE AND GENDER FALL 2020

| | Full-Time Staff | Part-Time Staff | Total |
|--------------|-----------------|-----------------|------------|
| Female | 339 | 73 | 412 |
| Male | 318 | 38 | 356 |
| Total | 657 | 111 | 768 |

Staff by Gender

