




PHYSICAL FACILITIES



BEIRUT CAMPUS

Beirut Land Area	27,500 m ²
Beirut Green Area	4,550 m ²
No. of Buildings	13
Buildings Built-Up Area	72,966.8 m ²
Built-Up Area of Off-Campus Facilities	2,729.3 m ²
Built-Up Area of Support Facilities	347 m ²
Total Built-Up Area	76,043.1 m ²



Building	Year	Area (m²)
Gezairi Building	2012	18,932.40
Adnan Kassar School of Business	2005	5,872.40
Riyad Nassar Library	2005	8,178.70
Underground Parking	2005	11,226.80
Wadad Khoury Student Center	1998	4,310.90
Safadi Fine Arts Building	1970	3,902.30
Joseph G. Jabbra Gymnasium	1970	1,806.20
Orme-Gray Building	1965	4,372.40
University Services	1955	1,917.70
Shannon Hall	1954	953.7
Irwin Hall	1947	4,071.50
Nicol Hall	1937	5,252.30
Sage Hall	1933	2,169.50
Total Built-Up Area (m²)		72,966.8

Off-Campus Facilities	Year	Area (m²)
Hitti Building	2017	475.3
Off-Campus Store	2017	765.6
Atiyah Building	2011	1,488.40
Total Built-Up Area (m²)		2,729.3

Support Space	Year	Area (m²)
Electro-mechanical Rooms	2016	196.8
Power Plant	2016	1,570.0
Site Offices	-	118.6
Upper Gate House	-	18.6
Lower Gate House	-	13.0
L-a Parking	-	740.8
L-b Parking	-	458.5
M Parking	-	1,757.0
Outdoor Tennis Fields	-	1,024.0
Total Built-Up Area (m²)		5,897.3

BYBLOS CAMPUS

Byblos Land Area	317,643 m ²
Byblos Green Area	13,690 m ²
No. of Buildings	19
Buildings Built-Up Area	99,820.9 m ²
No. of Service Buildings	4
Support Buildings Built-Up Area	4,458.4 m ²
Total Built-Up Area	104,279.3 m ²





Building	Year	Area (m ²)
Riyad Nassar Central Administration	2019	1,944
Joseph G. Jabbra Library	2018	6,540
Engineering Laboratories and Research Center	2017	9,704.7
Underground Parking	2012	20,602.6
Gilbert and Rose-Marie Chagoury Health Sciences Center	2012	15,625.4
Gate House	2011	128.3
Frem Civic Center	2010	5,171.4
Animal Facility	2010	176.8
Service Center	2001	477.8
Block A	1998	8,589.3
Residence Hall B	1998	11,424.3
Student Center	1997	1,226.7
Zakhem Hall	1996	4,418.7
Residence Hall C	1996	901.4
Semaan Melkan Bassil Hall	1996	1,213.8
Architecture Hall	1995	2,881.7
Science Building	1991	5,365.4
Cafeteria	1991	603.2
Tohme-Rizk Hall	1991	948.0
BA& RHB Ramp	1998	1,876.7
Total Built-Up Area (m²)		99,820



Support Space	Year	Area (m²)
Power Plant	2018	1,162.5
Maintenance Quarters	2018	408.9
Chillers & Heating	2018	855.7
Water Treatment	2018	80.0
Water Tank	2018	1,283
Site Offices	2018	103
Container 1 - PP	1994	36.8
Container 2 - PP	2003	53.6
Container 3 - Bookshop	2003	36.8
Transformer Rooms	1996	139.8
Valley Site Offices	1991	209.3
Main Gate House	2018	69.3
Upper Gate House	2012	19.7
Parking A	2003	4,549.1
Parking B	2012	4,714.3
Parking C	2012	2,595.4
Parking D	1991	703.8
Parking I	1998	1,535.1
Parking K	1991	2,754.7
Outdoor Tennis Field	2015	599.5
Outdoor Basketball Field	1991	587.5
Total Built-Up Area (m²)		22,497.8


HEALTH CARE FACILITIES

Other Facilities	Year	Area (m ²)
LAU Medical Center – Rizk Hospital	2009	39,218
LAU Medical Center – Rizk Hospital Temporary Storage & Site Offices	2020	230
SOM Clinical Administration – Ashrafiyeh	2019	1,732
Rented Administrative Offices & Storage – Saint Charles Building	2020	886
LAU Medical Center – Saint John Hospital	2019	16,076
LAU Medical Center – Saint John Hospital Administration Building	2020	4,529
Total Built-Up Area (m²)		62,671

OTHER FACILITIES/PROPERTIES

Other Facilities	Year	Area (m ²)
Santona Residence	2018	5,128
Berkeley Residence	2018	3,950
LAU Executive Center @ BCD	2013	644
Total Built-Up Area (m²)		9,722

Other Properties	Year	Area (m ²)
Sidon campus (Land Area)	–	38,008
New York Headquarters and Academic Center	2013	2,368
Louis Cardahi Foundation	2013	275
Total Built-Up Area (m²)		2,643

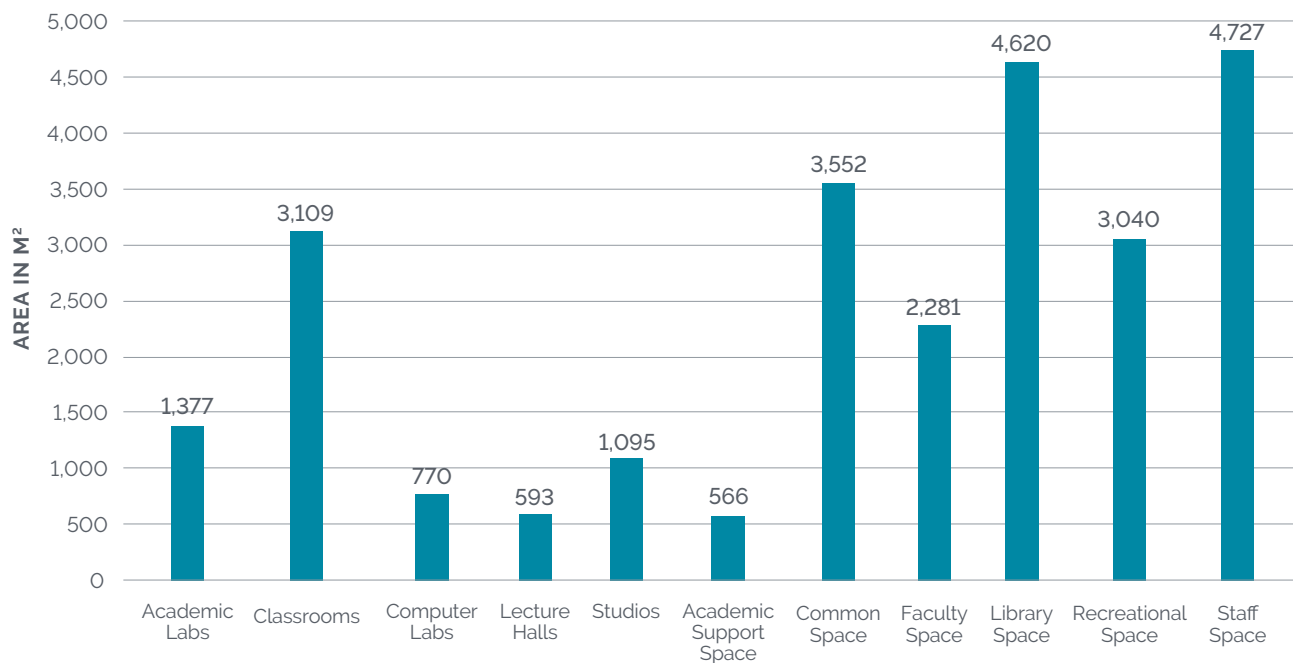




BEIRUT CAMPUS SPACE UTILIZATION

Space Category	Area (m ²)	Count
Academic Labs	1,377	25
Classrooms	3,109	51
Computer Labs	770	14
Lecture Halls	593	5
Studios	1,095	20
Academic Support Space (Centers & Institutes)	566	17
Common Space (Auditoriums, exhibition rooms, conference rooms, Theater)	3,552	N/A
Faculty Space	2,281	180
Library Space	4,620	N/A
Recreational Space (Cafeteria, cyber café, lounges, swimming pool, Athletics, Fitness Center, Dancing rooms, etc.)	3,040	13
Staff Space	4,727	329

Beirut Campus




► Housing Spaces

- LAU provides housing services by bonding with housing facilities in the neighborhood, 7 minutes away from LAU, Santana Residence and Berkeley Residence.
- Rooms are furnished with beds, desks, cupboards, safe boxes, and bed sheets and covers. Cable TV, Internet connection, and internal telephone lines are also provided. The buildings are equipped with heating and cooling systems.
- Each residence offers separate wings for male and female residents with different room options.

► Parking Spaces

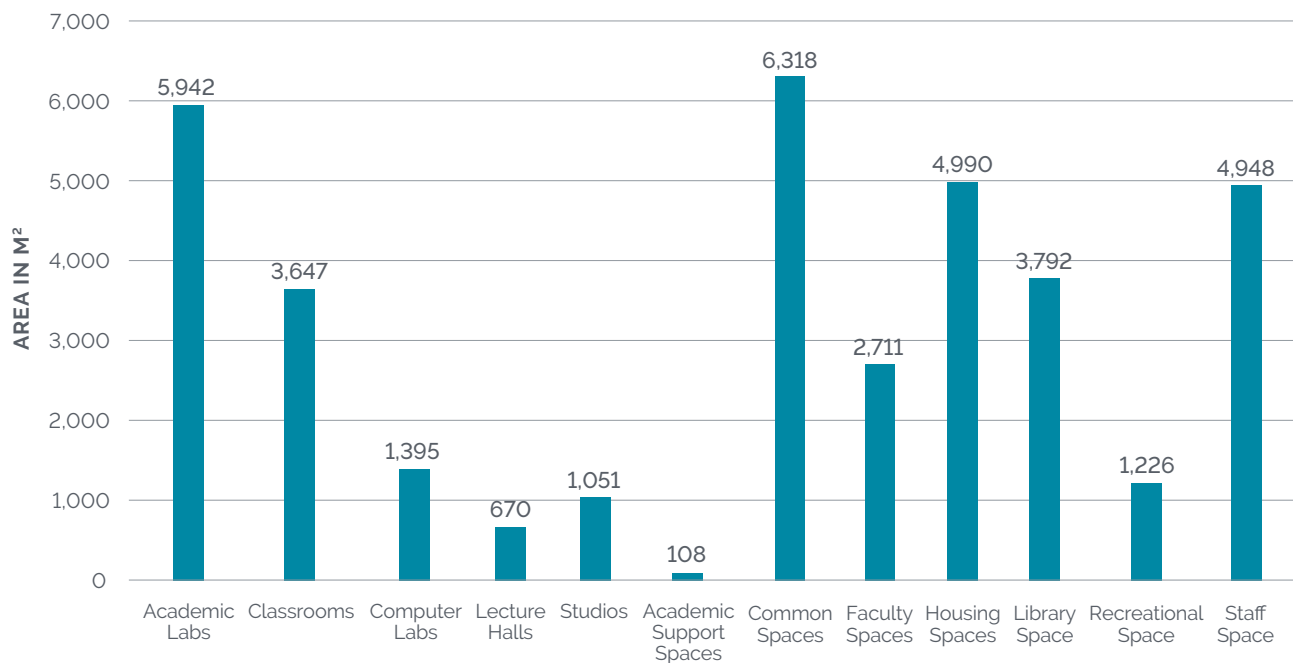
Location	Name	Capacity
Middle Gate Parking (Students/Faculty/Staff)	M	82
Beirut Underground Parking (Faculty/Staff)	U	260
Lower Gate Parking A (Authorized Parking)	L-a	14
Lower Gate Parking B (LAU Vehicles/Authorized Parking)	L-b	18
Total Number of Vehicles		374



BYBLOS CAMPUS SPACE UTILIZATION

Space Category	Area (m ²)	Count
Academic Labs	5,941.67	92
Classrooms	3,646.70	52
Computer Labs	1,395.00	22
Lecture Halls	669.80	5
Studios	1,051.00	17
Academic Support Space	107.80	3
Common Space (Auditoriums, exhibition rooms, conference rooms, Theater)	6,317.61	N/A
Faculty Space	2,711.17	181
Housing Space	4,989.80	N/A
Library Space	3,791.70	40
Recreational Space (Cafeteria, cyber café, lounges, Athletics, Fitness Center, Dancing rooms, etc.)	1,226.10	9
Staff Space	4,947.59	319

Byblos Campus



► Parking Spaces

Location	Name	Capacity
Lower Parking (Students)	A	180
Lower Parking (Students)	B	180
Science Parking (Faculty/Staff/LAU Vehicles)	C	94
Residence Hall B Outdoor Parking (Residents)	D	13
Residence Hall B Underground Parking (Faculty/Staff)	E	79
Block A Underground Parking (Faculty/Staff)	F	18
Byblos Underground Parking (Students/Faculty/Staff)	G	568
Upper Gate (Faculty/Staff)	I	55
Parking In front of Engineering Laboratories & Research Center (Faculty/Staff)	J	44
Parking behind Frem Civic Center (Faculty/Staff)	K	160
Total Number of Vehicles		1,391



CAPITAL PROJECTS

BEIRUT CAMUS

Project Name	Project Status	Area (m ²)
Gezairi Building	Under Execution	18,932
Gulbenkian Amphitheater	Under Execution	1,380

BYBLOS CAMUS

Project Name	Project Status	Area (m ²)
Byblos Athletics Center	Under Design	13,064
Animal Facility	Under Design	176
Fiber Optic Backbone and Block A Data Center Project	Under Execution	124


RENOVATION PROJECTS

BEIRUT CAMUS

Project Name	Project Status	Area (m ²)	Cost
Sage Hall 408 408 Chemistry Labs & SFA 207 Office	Executed	35	\$43,585

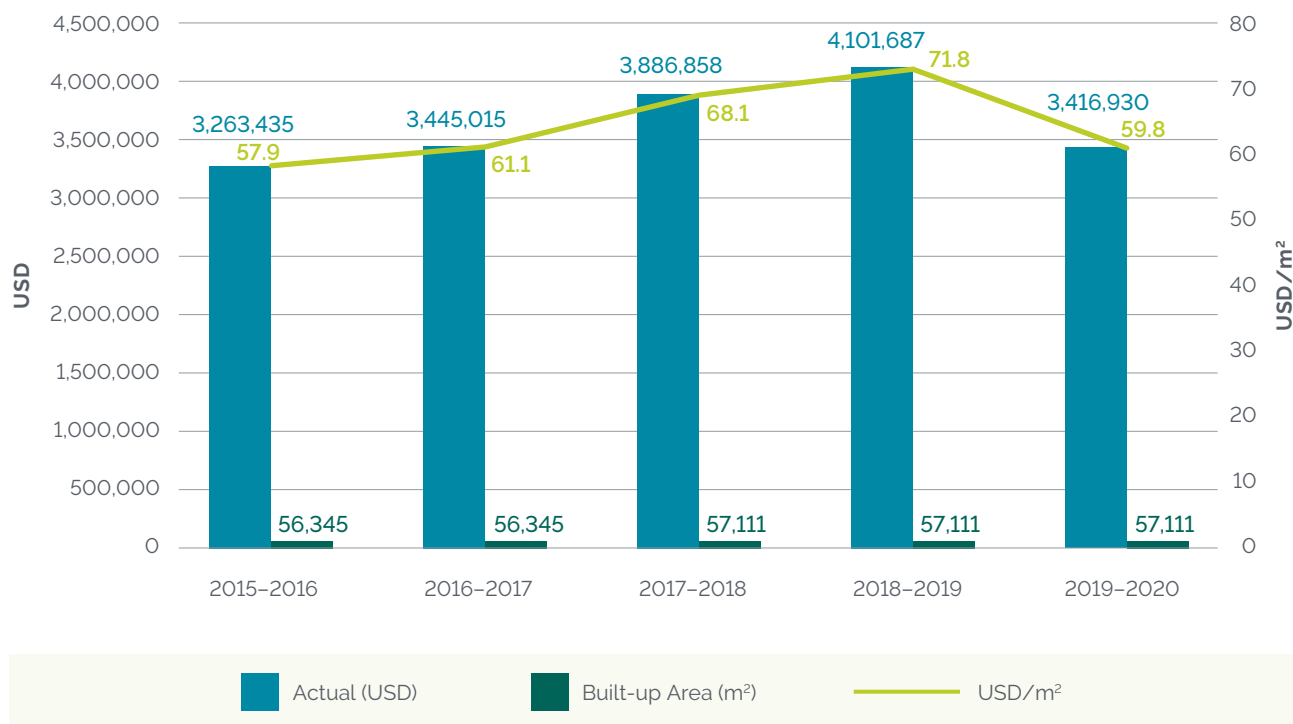
BYBLOS CAMUS

Project Name	Project Status	Area (m ²)	Cost
Site Works, parking Asphalt & Lower Gate Refurbishment	Executed	N/A	\$264,000
Deferred Maintenance Works	Executed	N/A	\$29,000

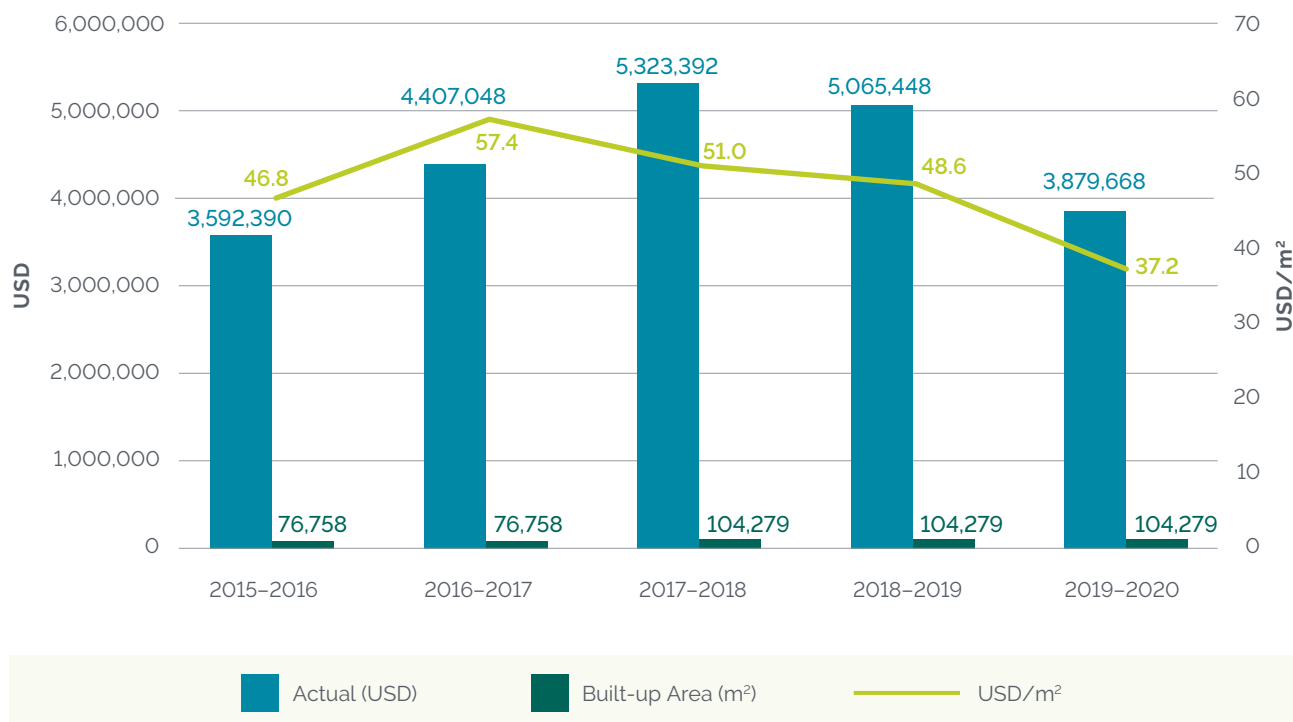


PHYSICAL PLANT EXPENDITURE VS BUILT-UP AREA (INCLUDING OPERATIONS & MAINTENANCE)

Physical Plant Beirut - Expenses vs Built-up Area 2016–2020



Physical Plant Byblos - Expenses vs Built-up Area 2016–2020

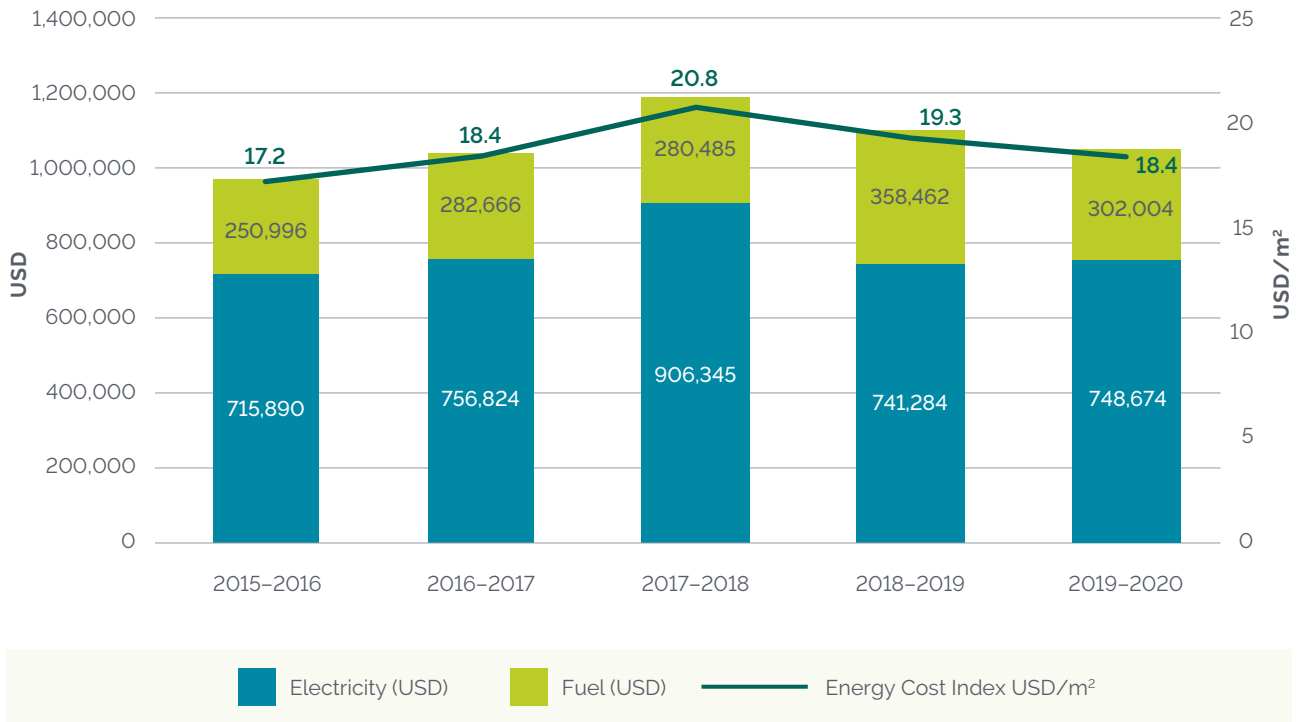


ENERGY CONSUMPTION & EXPENDITURE

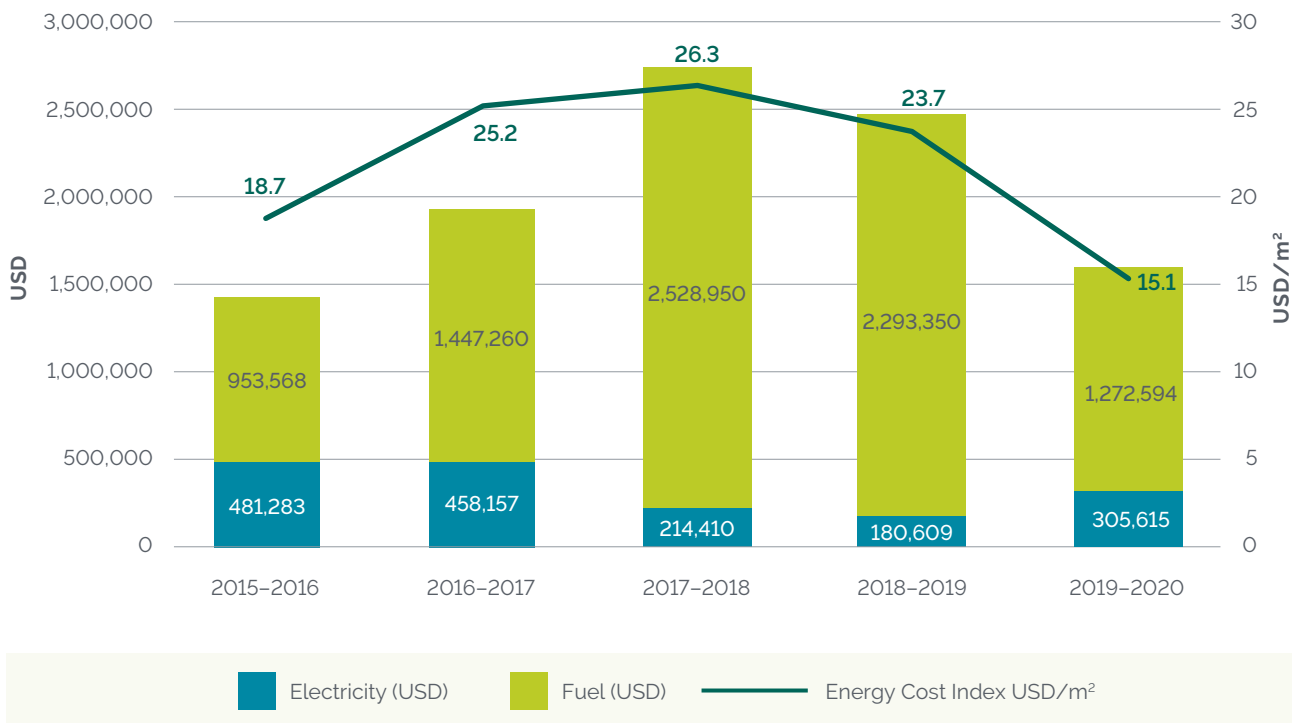
	Beirut Campus	Byblos Campus
Total Energy Consumption (Kwh)	7,503,000	12,363,000
Total Energy Expenditure (\$)	1,050,678	1,578,209
Energy Use Index (Kwh/m ² /y)	131.4	118.6
Energy Cost Index (\$/m ² /y)	18.4	15.1
Total CO2 Emissions (Tons CO2)	6,250	8,045



Physical Plant Beirut - Energy Cost 2016–2020



Physical Plant Byblos - Energy Cost 2016–2020

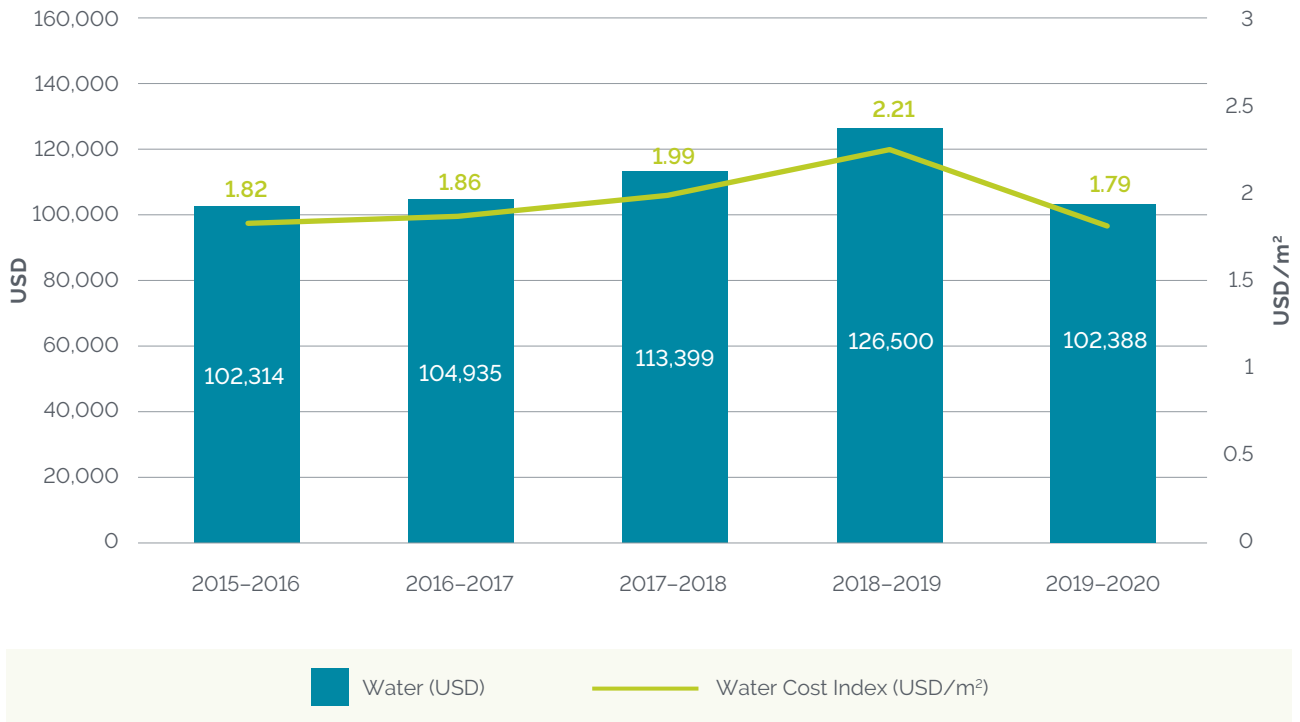


WATER CONSUMPTION & EXPENDITURE

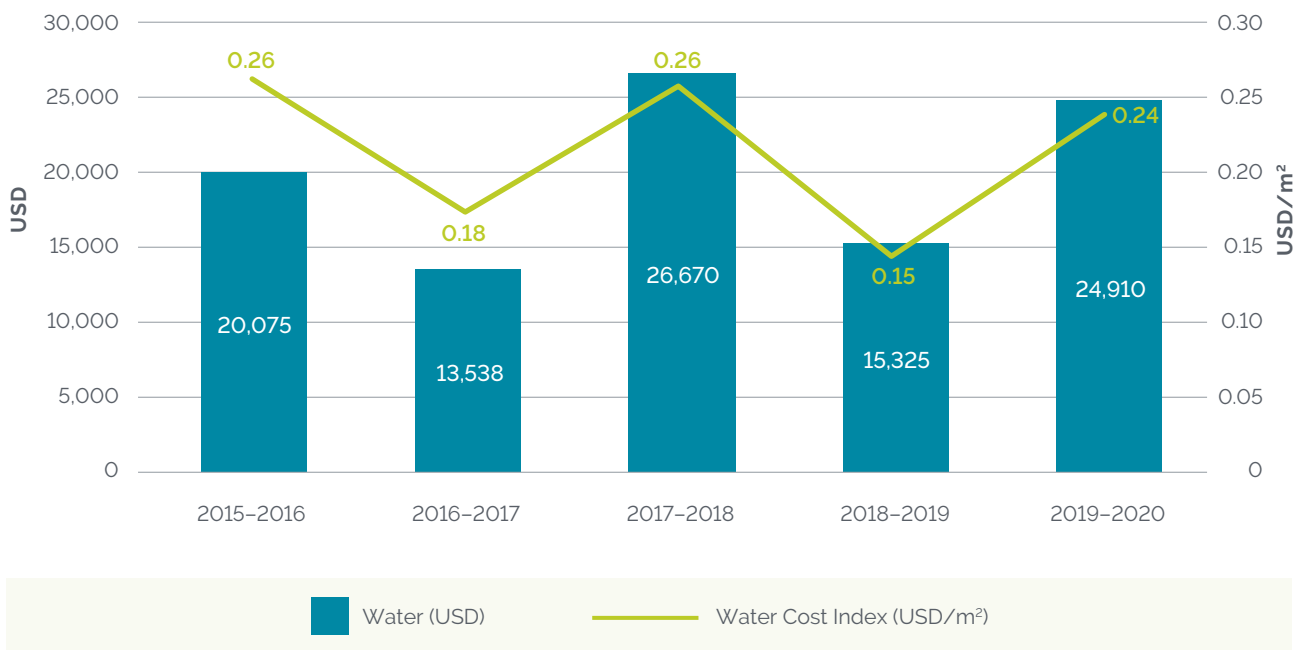
	Beirut Campus	Byblos Campus
Total Water Consumption (m ³)	18,000	72,000
Total Water Expenditure (\$) excluding treatment & energy	102,388	24,910
Water Use Index WUI (m ³ /student/y)	4.12	19.26
Water Cost Index WCI (\$/student/y)	1.79	0.24



Physical Plant Beirut - Water Cost 2016–2020



Physical Plant Byblos - Water Cost 2016–2020



ENVIRONMENTAL HEALTH & SAFETY

	Beirut Campus	Byblos Campus
Hazardous moved into interim storage (=Kg)	–	220

SUSTAINABILITY

CERTIFIED GREEN BUILDINGS TO DATE

Beirut Campus	Byblos Campus
Gezairi Building – EDGE	Tohme-Rizk Hall – EDGE
	Joseph G. Jabbra Library & Riyad Nassar Administration Buildings – LEED GOLD

INSTALLED RENEWABLE ENERGY PROJECTS

Byblos Campus
Solar Photovoltaic 25kWp
Solar Hot Water
Library & Riyad Nassar Central Administration Buildings
Solar Hot Water
Residence Hall C

RECLAIMED WASTE WATER FOR IRRIGATION

Byblos Campus
2,280 m ³

HARVESTED RAIN WATER

Beirut Campus	Byblos Campus
550m ³	1,050 m ³



