

## ○ PHYSICAL FACILITIES



## Beirut Campus

Beirut Land Area	27,500 m <sup>2</sup>
Beirut Green Area	4,550 m <sup>2</sup>
Number of Buildings	13

BUILDING	YEAR	AREA (m <sup>2</sup> )
Gezairi Building	2012	18,932.4
Adnan Kassar School of Business	2005	5,872.4
Riyad Nassar Library	2005	8,178.7
Underground Parking	2005	11,226.8
Wadad Khoury Student Center	1998	4,310.9
Safadi Fine Arts Building	1970	3,902.3
Joseph G. Jabbra Gymnasium	1970	1,806.2
Orme-Gray Building	1965	4,372.4
University Services	1955	1,917.7
Shannon Hall	1954	953.7
Irwin Hall	1947	4,071.5
Nicol Hall	1937	5,252.3
Sage Hall	1933	2,169.5
<b>Total Built-Up Area (m<sup>2</sup>)</b>		<b>72,966.8</b>

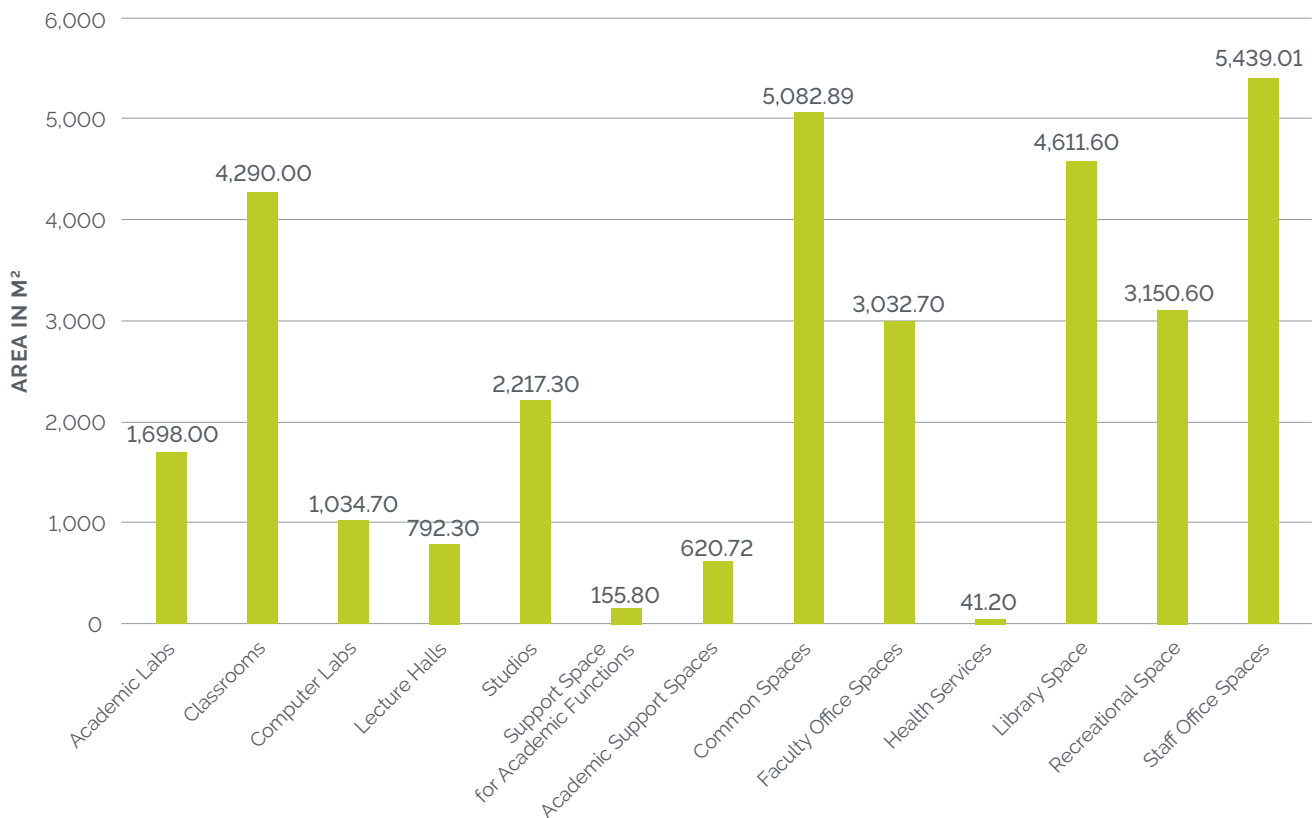
OFF-CAMPUS FACILITIES	YEAR	AREA (m <sup>2</sup> )
Off-Campus Store	2017	765.6
<b>Total Built-Up Area (m<sup>2</sup>)</b>		<b>765.6</b>

SUPPORT SPACE	YEAR	AREA (m <sup>2</sup> )
Electro-mechanical Rooms	2016	196.8
Power Plant	2016	1,570.0
Site Offices	–	118.6
Upper Gate House	–	18.6
Lower Gate House	–	13.0
L-b Parking	–	458.5
M Parking	–	1,757.0
Outdoor Tennis Field	–	1,024.0
<b>Total Support Space Area (m<sup>2</sup>)</b>		<b>5,156</b>

## Beirut Campus Space Utilization

SPACE CATEGORY	AREA (m²)	COUNT
Academic Labs	1,698.00	33
Classrooms	4,290.00	68
Computer Labs	1,034.70	16
Lecture Halls	792.30	7
Studios	2,217.30	29
Support Space for Academic Functions	155.80	12
Academic support Spaces (Centers & Institutes)	620.72	21
Common Spaces (Auditoriums, exhibition rooms, conference rooms, theater, etc.)	5,082.89	NA
Faculty Office Spaces	3,032.70	220
Health Services	41.20	4
Library Spaces	4,611.60	NA
Recreational Spaces (Cafeteria, cyber café, lounges, swimming pool, fitness center, dance studios, etc.)	3,150.60	NA
Staff Office Spaces	5,439.01	376
<b>Grand Total</b>	<b>32,166.82</b>	<b>918</b>

### Beirut Campus





## ● Housing Spaces

- LAU provides housing services by bonding with state of the art housing facilities in the neighborhood, 7 minutes away from LAU, Santana Residence Hall and Siran Towers.
- Rooms are neatly furnished with beds, desks, cupboards, safe boxes, bed sheets and covers. Cable TV, Internet connection and internal telephone lines are also provided. The buildings are equipped with heating and cooling.
- Each offers separate wings for male and female residents with different room options.

## ● Parking Spaces

LOCATION	NAME	CAPACITY
Middle Gate Parking (Students/Faculty/Staff)	M	82
Underground Parking (Faculty/Staff)	U	260
Lower Gate Parking B (LAU Vehicles/Authorized Parking)	L-b	18
Gezairi Parking (Faculty/Staff)	UP	94
<b>Total Number of Vehicles</b>		<b>454</b>



**P** **M** Middle Gate Parking  
(Students/Faculty/Staff)

**P** **U** Underground Parking  
(Faculty/Staff)

**P** **L** Lower Gate Parking  
(LAU Vehicles/Authorized Parking)





## Byblos Campus

Byblos Land Area	317,643 m <sup>2</sup>
Byblos Green Area	13,690 m <sup>2</sup>
Number of Buildings	19

BUILDING	YEAR	AREA (m <sup>2</sup> )
Riyad Nassar Central Administration	2019	1,944
Joseph G. Jabbra Library	2018	6,540
Engineering Laboratories and Research Center	2017	9,704.7
Underground Parking	2012	20,602.6
Gilbert and Rose-Marie Chagoury Health Sciences Center	2012	15,625.4
Gate House	2011	128.3
Frem Civic Center	2010	5,171.4
Animal Facility	2010	176.8
Service Center	2001	477.8
Block A	1998	8,589.3
Residence Hall B	1998	11,424.3
Student Center	1997	1,226.7
Zakhem Hall	1996	4,418.7
Residence Hall C	1996	901.4
Semaan Melkan Bassil Hall	1996	1,213.8
Architecture Hall	1995	2,881.7
Science Building	1991	5,365.4
Cafeteria	1991	603.2
Tohme-Rizk Hall	1991	948.0
BA and RHB Ramp	1998	1,876.7
<b>Total Built-Up Area (m<sup>2</sup>)</b>		<b>99,820.9</b>





## GILBERT AND ROSE-MARIE CHAGOURY HEALTH SCIENCES CENTER

- GILBERT AND ROSE-MARIE CHAGOURY SCHOOL OF MEDICINE
- ALICE RAMEZ CHAGOURY SCHOOL OF NURSING
- SCHOOL OF PHARMACY





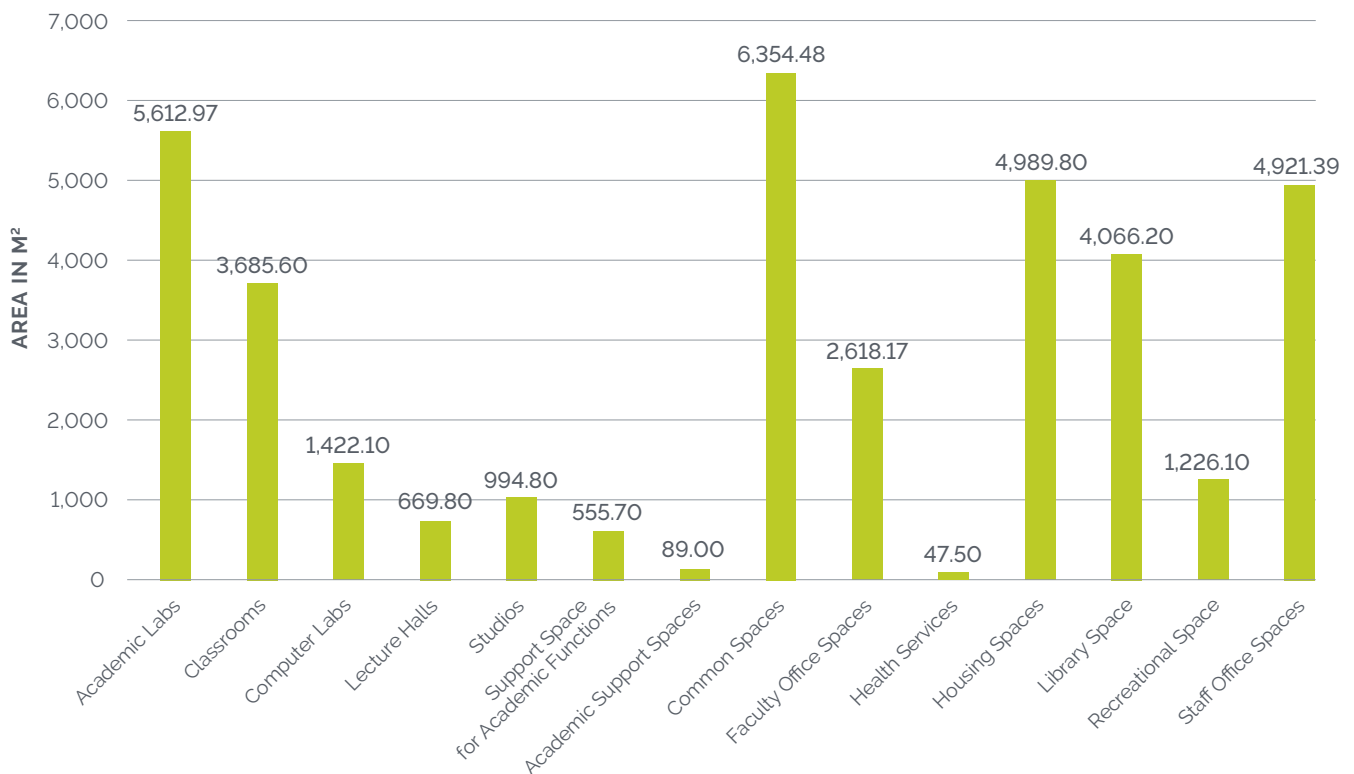
SUPPORT SPACE	YEAR	AREA (m <sup>2</sup> )
Power Plant	2018	1,162.5
Maintenance Quarters	2018	408.9
Chillers and Heating	2018	855.7
Water Treatment	2018	80.0
Water Tank	2018	1,283.0
Site Offices	1994	103.0
Container 1 – PP	2003	36.8
Container 2 – PP	2003	53.6
Container 3 – Memorabilia	1996	36.8
Transformer Rooms	1991	139.8
Valley Site Offices	2018	109.4
Main Gate House	2012	69.3
Upper Gate House	2003	19.7
Parking A	2012	4,549.1
Parking B	2012	4,714.3
Parking C	1991	2,595.4
Parking D	1998	703.8
Parking I	1991	1,535.1
Parking K	2015	2,754.7
Outdoor Tennis Field	1991	599.5
Outdoor Basketball Field	1991	587.5
<b>Total Support Space Area (m<sup>2</sup>)</b>		<b>22,397.9</b>



## Byblos Campus Space Utilization

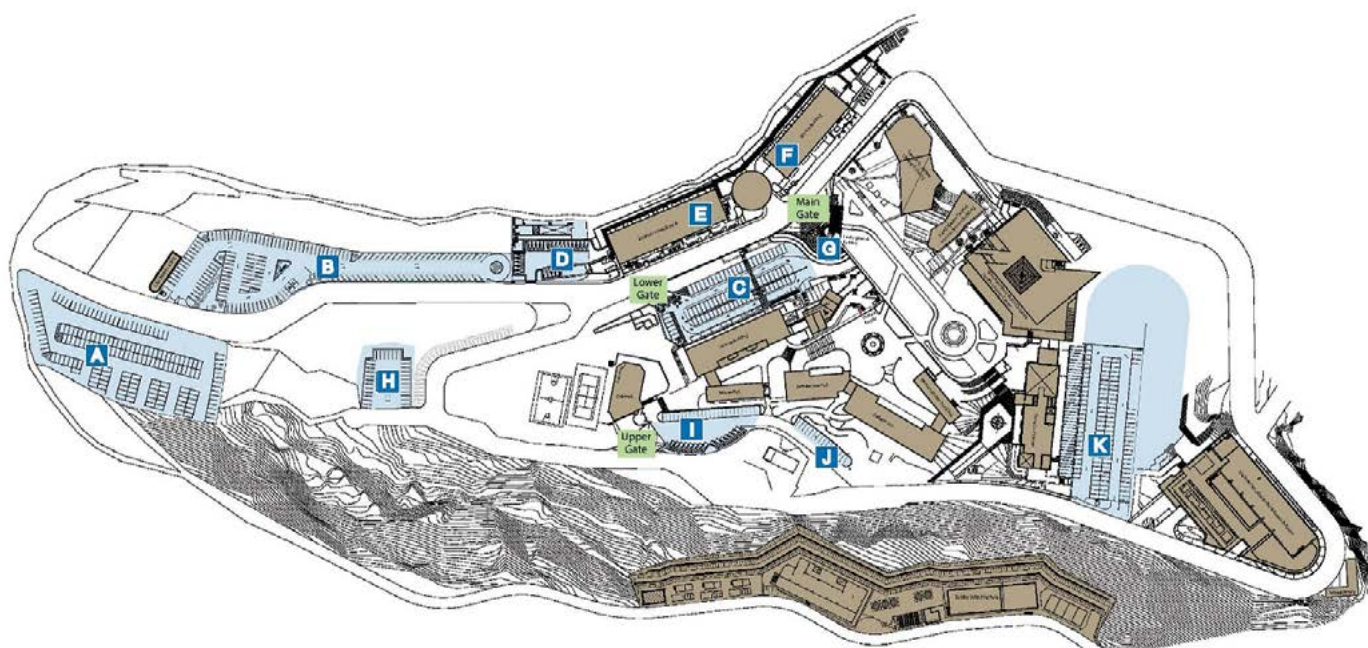
SPACE CATEGORY	AREA (m <sup>2</sup> )	COUNT
Academic Labs	5,612.97	98
Classrooms	3,685.60	52
Computer Labs	1,422.10	22
Lecture Halls	669.80	5
Studios	994.80	18
Support Space for Academic Functions	555.70	34
Academic Support Spaces	89.00	3
Common Spaces (Auditoriums, exhibition rooms, conference rooms, theaters, etc.)	6,354.48	92
Faculty Office Spaces	2,618.17	175
Health Services	47.50	7
Housing Spaces	4,989.80	293
Library Spaces	4,066.20	50
Recreational Spaces (Cafeteria, cyber café, lounges, fitness center, dance studios, etc.)	1,226.10	9
Staff Office Spaces	4,921.39	316
<b>Grand Total</b>	<b>37,253.61</b>	<b>1,174.00</b>

### Byblos Campus



## ● Parking Spaces

LOCATION	NAME	CAPACITY
Lower Parking (Students)	A	180
Lower Parking (Students)	B	180
Science Parking (Faculty/Staff/LAU Vehicles)	C	94
Residence Hall B Outdoor Parking (Residents)	D	13
Residence Hall B Underground Parking (Faculty/Staff)	E	79
Block A Underground Parking (Faculty/Staff)	F	18
Byblos Underground Parking (Students/Faculty/Staff)	G	568
Upper Gate (Faculty/Staff)	I	55
Parking In front of Engineering Laboratories and Research Center (Faculty/Staff)	J	44
Parking behind Frem Civic Center (Faculty/Staff)	K	160
<b>Total Number of Vehicles</b>		<b>1,391</b>



## **P** Parking



## Health Care Facilities

OTHER FACILITIES	YEAR	AREA (m <sup>2</sup> )
LAU Medical Center – Rizk Hospital	2009	39,218
LAU Medical Center – Rizk Hospital Temporary Storage and Site Offices	2020	230
Gilbert and Rose-Marie Chagoury School of Medicine Clinical Administration – Ashrafieh	2019	1,732
Rented Administrative Offices and Storage – Saint Charles Building	2020	886
LAU Medical Center – Saint John Hospital	2019	16,076
LAU Medical Center – Saint John Hospital Administration Building	2020	4,529
<b>Total Built-Up Area (m<sup>2</sup>)</b>		<b>62,671</b>

## Other Facilities/Properties

OTHER FACILITIES	YEAR	AREA (m <sup>2</sup> )
Santona Residence	2018	5,128
Siran Towers	2021	7,229
LAU Executive Center @ BCD	2013	644
<b>Total Built-Up Area (m<sup>2</sup>)</b>		<b>5,722</b>

OTHER PROPERTIES	YEAR	AREA (m <sup>2</sup> )
Sidon campus (Land Area)	–	38,008
New York Headquarters and Academic Center	2013	2,368
Louis Cardahi Foundation	2013	275
<b>Total Built-Up Area (m<sup>2</sup>)</b>		<b>2,643</b>








## Capital Projects 2021–2022

### Beirut Campus

PROJECT NAME	PROJECT STATUS	AREA (m <sup>2</sup> )	COST
Gezairi Building	Completed	18,932	\$20,300,000
Gulbenkian Amphitheater	Completed	1,380	\$1,637,508
Solar Photovoltaic Systems	Under Design	N/A	N/A

### Byblos Campus

PROJECT NAME	PROJECT STATUS	AREA (m <sup>2</sup> )	COST
Athletics Center	Under Design/On Hold	18,932	N/A
Solar Photovoltaic Systems	Under Design	N/A	N/A
Animal Facility	Under Execution	176	\$389,237 and LBP 697,056,773
Autotransformer – Infrastructure Plant: Civil and Electrical Works	Under Execution	N/A	\$179,339 and LBP 771,316,450
CCTV set for Infrastructure Plant	Under Execution	N/A	\$34,095



## Renovation Projects

### Beirut Campus

PROJECT NAME	PROJECT STATUS	AREA (m <sup>2</sup> )	COST
OG L5 and L6 – President's House Refurbishment	Executed	889	\$480,000
Online Studios	Executed	81	\$37,957 and LBP 212,567,475
IH President Office Space Requirements	Executed	54	\$27,500



## Byblos Campus

PROJECT NAME	PROJECT STATUS	AREA (m <sup>2</sup> )	COST
Remedial works at Block A ramp and Block B	Under Design	18,932	N/A
Online Studios	Executed	107	\$95,888.13
On-Campus Clinics	Executed	128	LBP 601,927,787

## Energy Consumption and Expenditure

	BEIRUT CAMPUS	BYBLOS CAMPUS
Total Energy Consumption (Kwh)	8,228,716	9,913,007
Energy Use Index (Kwh/m <sup>2</sup> )	109	95
Energy Consumption Index (\$/m <sup>2</sup> /y)	26.27	25.26
CO2 Emissions (Tons CO2)	6,343	7,257





## Water Consumption and Expenditure

	BEIRUT CAMPUS	BYBLOS CAMPUS
Total Water Consumption (m <sup>3</sup> )	26,000	64,000
Water Use Index WUI (l/student/y)	5,939	17,611
Water Cost Index WCI (\$/student/y)	13.2	1.73



## Sustainability

### Certified Green Buildings to Date

BEIRUT CAMPUS	BYBLOS CAMPUS
Gezairi Building – EDGE	Tohme-Rizk Hall – EDGE
	Joseph G. Jabbra Library and Riyadh Nassar Administration Buildings – LEED GOLD

### Installed Renewable Energy Projects

BYBLOS CAMPUS
Solar Photovoltaic 25kWp
Solar Hot Water
Library and Riyadh Nassar Central Administration Buildings
Solar Hot Water
Residence Hall C

### Reclaimed Wastewater for Irrigation

BYBLOS CAMPUS
2,280 m <sup>3</sup>

### Harvested Rainwater

BEIRUT CAMPUS	BYBLOS CAMPUS
550 m <sup>3</sup>	1,050 m <sup>3</sup>