

# FACT BOOK

## 2019–2020

DEPARTMENT OF  
INSTITUTIONAL  
RESEARCH AND  
ASSESSMENT



# FACT BOOK

2019–2020

.....



# TABLE OF CONTENTS

## **ABOUT THE DEPARTMENT OF INSTITUTIONAL RESEARCH AND ASSESSMENT**

Mission Statement	6
Goals	7
Team Members	7

## **GENERAL INFORMATION**

About the Institution	8
The Mission, Values and Vision of the Lebanese American University	10

## **CHARTER AND ACCREDITATION**

Charter	12
Accreditation	12
Institutional Accreditation	13
Program Accreditation	13

## **ADMINISTRATION**

LAU Presidents	14
Board of Trustees	16
University Officers	17
Organizational Chart – Institution	25

## **ADMISSIONS**

Admissions Profile	26
Student Admissions by Level	27
Applications from Lebanese High Schools	28
Student Admissions by School	29
New USAID-USP Student Cohort	30
First-time Undergraduate Student Admissions by School	30
Average SAT Scores of Accepted First-time Students	31
School Type of Accepted First-time Students	31

## **ENROLLMENT**

Enrollment by Level	32
Student Enrollment by Gender and Status	33
Enrollment by Level and School	34
Enrollment by Program	35
Headcount FTE and Headcount Enrollment for Degree Seeking and Non-degree Seeking Students	36
Student Enrollment by Headcount, Credit Hours and Headcount FTE	40
Enrollment by Place of Origin	41
Retention Rates: First-time Students	42
Bachelor's Degree Retention Rates: by School	43
Undergraduate Degree Seeking Students: Year-to-year Retention, Graduation and Attrition Rates	44
Enrollment in Selective Undergraduate Programs	45
Enrollment in Distance Learning Programs	46
Enrollment in SINARC Program	46
Enrollment in Continuing Education Program (CEP)	46

## **DEGREES CONFERRED**

Degrees Conferred by School	48
Degrees Conferred by Degree Level	50
Undergraduate Degree Programs and Majors Offered	51
Graduate Degree Programs and Majors Offered	52

Doctoral – Professional Practice Degree Programs and Majors Offered	56
Bachelor's Degrees 150% Graduation Rates	57
Bachelor's Degrees Six-year Graduation Rates	58

## **ACADEMIC AND STUDENT RELATED INFORMATION 60**

Honor and Distinguished Undergraduate Students	61
Honor, Distinction and High distinction Graduating Students	62
Student Financial Aid Program	63
Distribution of Financial Aid Awards	64
Trends in Financial Aid Budget	65
Tuition and Fees	66
Student Housing	70
Class Size	71
Library and Other information Resources	72
Information Technology Resources	74
Student Clubs	76
Centers and Institutes	77

## **FACULTY AND STAFF 78**

Full-time Faculty by Gender and School	79
Physicians at LAU Medical Center – Rizk Hospital	79
Full-time Faculty by Rank, Gender and School	80
Highest Degree Earned by Full-time Faculty	82
Full-time Faculty with Doctoral Degrees	83
Full-time Faculty Age Range by Rank	83
Full-time Faculty by Nationality	84
Part-time Faculty by School and Gender	84
Highest Degree Earned by Part-time Faculty	85
Faculty FTE by School	86
Student-Faculty Ratio	87
Staff by Employment Type and Gender	87
	88

## **ALUMNI 90**

Alumni Chapters	90
Alumni Chapters by Region	92
Alumni by Gender	92
Alumni by Residence	93

## **FINANCIAL INFORMATION 94**

Finances	95
Expenses by Function	96
Trends in Revenues	97
Trends in Expenditures	98

## **UNIVERSITY COMMUNICATION 100**

University Publications	101
Public Disclosure	102

## **PHYSICAL FACILITIES 108**











## PREFACE

On behalf of the Lebanese American University (LAU), I am pleased to present the LAU Fact Book for 2019-2020. Compiled by the university's Department of Institutional Research and Assessment (DIRA), the Fact Book (which is published annually) portrays the academic year in facts and figures in a way that is easily accessible to anyone interested in learning more about the institution, from both a historical and current perspective.

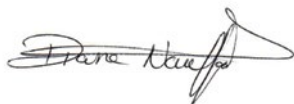
DIRA's mission is to collect, analyze, warehouse, and disseminate data about various aspects of LAU's institutional life. The department ensures the integrity and consistency of available information for official reporting purposes, providing support for administrative planning, policy formulation, assessment, accreditation, and institutional effectiveness initiatives. DIRA is therefore uniquely positioned to prepare the information in the current Fact Book, which is based on meticulous research and analysis and is relied upon by university decision-makers as they strive to advance LAU on all fronts.

The Fact Book puts forward a comprehensive picture of LAU, through various lenses, and serves as a data resource capturing both statistical and historical information about the institution. Those wishing to gain a thorough understanding of the university's academic programs, services, students, faculty, staff, facilities and finances need only open its pages to obtain the necessary data.

As always, a printed copy is available upon request, as is an online downloadable version in PDF format (<http://dira.lau.edu.lb/fact-book/>). Given that LAU is a dynamic and continuously changing institution, I also encourage you to visit the general DIRA website for the most current information about the university (<http://dira.lau.edu.lb/>).


The preparation of the Fact Book involves many members of the LAU community and I am very grateful for the assistance provided to DIRA as we undertake this monumental effort. Each year, the Fact Book incorporates new information as requested by various university constituents. As always, the department welcomes comments and suggestions for the Fact Book's continued enhancement. Please address all comments and inquiries in regard to this year's edition to me at extension 1232 or by e-mail at [diane.nauffal@lau.edu.lb](mailto:diane.nauffal@lau.edu.lb). Looking forward to hear from you,

Sincerely yours,



**Diane I. Nauffal, PhD**

Assistant to the President  
Department of Institutional Research and Assessment

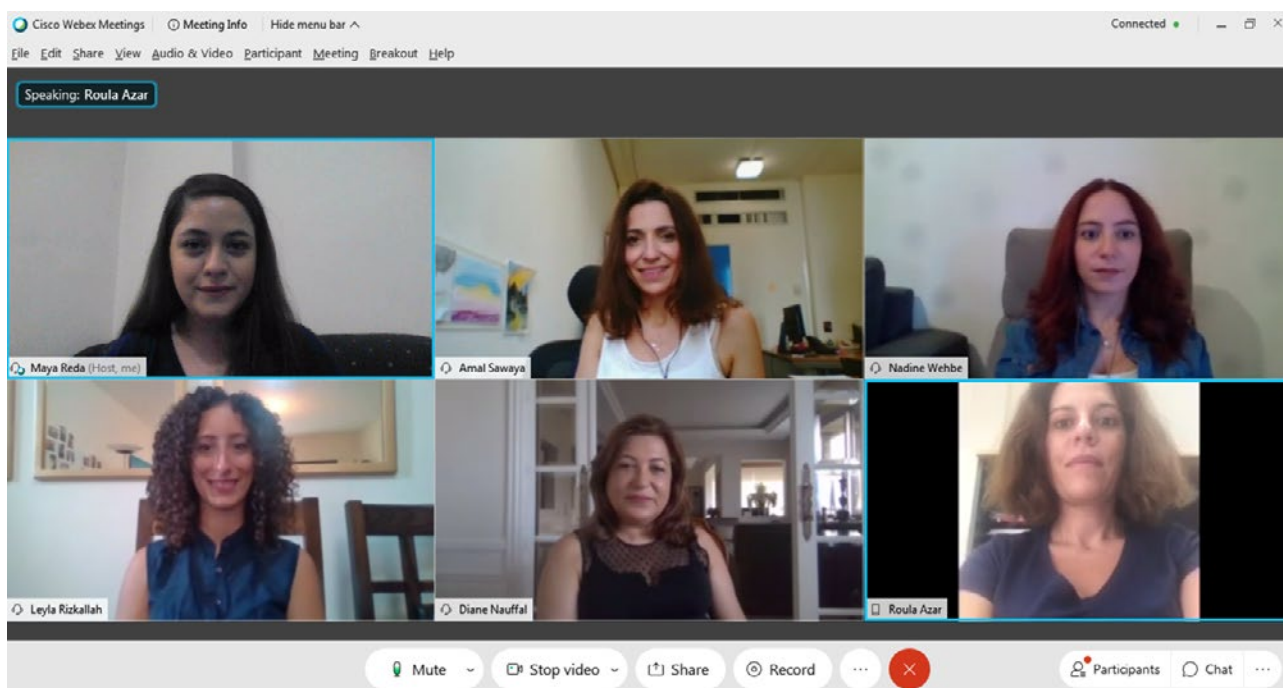




# ABOUT THE DEPARTMENT OF INSTITUTIONAL RESEARCH AND ASSESSMENT







## MISSION STATEMENT

The Department of Institutional Research and Assessment (DIRA) at the Lebanese American University collects, analyzes, warehouses, and disseminates data about the continuum of functions of the institution – educational, administrative and support. It ensures the integrity and consistency of information for official reporting and provides support for the institution's decision-makers in planning, policy formulation, assessment and institutional effectiveness initiatives.

## GOALS

Within the stated mission, the goals of the Office of Institutional Research and Assessment are as follows:

- ▶ Support evidence-based decision making;
- ▶ Oversee institutional reporting;
- ▶ Strengthen a culture of assessment throughout the university.

## TEAM MEMBERS

### Diane Issa Nauffal, PhD

Assistant to the President  
for Institutional Research  
and Assessment  
Phone: 961-1-786456 Ext. 1232  
E-mail: [diane.nauffal@lau.edu.lb](mailto:diane.nauffal@lau.edu.lb)

### Nadine Wehbe, MBA

Senior Assessment Officer  
Phone: 961-1-786456 Ext. 1384  
E-mail: [nadine.wehbe@lau.edu.lb](mailto:nadine.wehbe@lau.edu.lb)

### Maya Reda, BS

Institutional Research Officer  
Phone: 961-1-786456 Ext. 1484  
E-mail: [maya.reda@lau.edu.lb](mailto:maya.reda@lau.edu.lb)


### Amal Sawaya, ME

Lead Institutional Research Associate  
Phone: 961-1-786456 Ext. 1338  
E-mail: [amal.sawaya@lau.edu.lb](mailto:amal.sawaya@lau.edu.lb)

### Leyla Rizkallah, MBA

Institutional Research Officer  
Phone: 961-1-786456 Ext. 1659  
E-mail: [leyla.rizkallah@lau.edu.lb](mailto:leyla.rizkallah@lau.edu.lb)

# GENERAL INFORMATION



## ABOUT THE INSTITUTION .....

### History and Location

The Lebanese American University (LAU), a leading private higher education institution in Lebanon, operates under a charter from the Board of Regents of the University of the State of New York. LAU is accredited by the Commission on Institutions of Higher Education of the New England Commission of Higher Education (NECHE).

LAU is a nonsectarian institution guided by a deeply rooted sense of shared ethical values. The university began as a women's college in 1924, with roots extending back to 1835, when the Ottoman Empire's first school for girls was founded. LAU expanded over the decades, catering to the growing educational needs of Lebanon, the Middle East and around the world. Today LAU boasts seven schools, along with 21 centers and institutes. Dynamic and distinguished faculty members research and teach in a wide range of academic disciplines.

LAU's two main campuses are located on leafy hillsides by the Mediterranean Sea, around 43 kilometers apart, putting LAU within easy reach of all areas of Lebanon. The Byblos and Beirut campuses offer similarly structured programs in the arts, sciences and business. Programs in nursing and medicine, as well as junior and senior-year courses in engineering and pharmacy, are offered exclusively in Byblos.

LAU still continues to expand today. With the establishment of its New York Headquarters and Academic Center and a new executive center in Beirut Central District, LAU continues its journey of perpetual improvement and progression.

### Accreditation

LAU is accredited by the New England Commission of Higher Education (NECHE), formerly the Commission on Institutions of Higher Education of the New England Association of Schools and Colleges, Inc. In 2014 LAU underwent a comprehensive evaluation and was re-accredited for a ten-year period.

### Academic Schools and Colleges

The University comprises seven schools: The School of Architecture and Design, the School of Arts and Sciences, the Adnan Kassar School of Business, the School of Engineering, the Gilbert and Rose-Marie Chagoury School of Medicine, the Alice Ramez Chagoury School of Nursing and the School of Pharmacy.



## ● *Academic Programs and Degrees Conferred*

Academic offerings include 65 degree programs in 60 different major fields: 39 bachelor's degree programs, 21 master's degree programs, 2 professional degree programs, 1 graduate diploma and 2 post-bachelor's diplomas.

During the academic year 2018-2019, the university awarded 1,726 bachelor's degrees, 284 master's degrees, 88 doctoral-professional practice degrees and 32 post-bachelor's diplomas.

## ● *Faculty*

Full-time faculty for fall 2019 totaled 333, of whom 33 hold the rank of professor, 123 the rank of associate professor and 94 the rank of assistant professor. 77 percent of the full-time faculty hold a doctorate or other terminal degree.

## ● *Enrollment*

With 7,149 undergraduates, 698 graduates and 262 students in doctoral – professional practice degree programs, enrollments in fall 2019 totaled 8,109. Of the 7,199 full-time students, 94 percent are undergraduates, 2 percent are graduate students and 4 percent of the students are enrolled in doctoral – professional practice degree programs. The undergraduate student body is 50 percent male. Of the total number of students enrolled, 1,532 are from 78 foreign countries.

## ● *Admissions / Retention*


1,783 undergraduate students are enrolled for the fall 2019. 35 percent of all first-time applicants enrolled. 3,737 or 91 percent of accepted first-time students attended schools within Lebanon. 282 or 59 percent of new graduate students were accepted and 67 percent enrolled in fall 2019. Of the students in doctoral – professional practice degree programs, 118 or 60 percent were accepted and 81 percent enrolled in the academic year 2019-2020.

## ● *Finance*

LAU's operating budget for 2018-2019 was \$198,263,500, a 5 percent increase from the 2017-2018 budget, reflecting the university's continued growth and expansion. 19 percent of this was earmarked for student financial aid.

## ● *Physical Facilities*

LAU campuses occupy 345,143 square meters of space, of which the Beirut campus represents 27,500 square meters and the Byblos campus 317,643 square meters. The university is also a major shareholder in the LAU Medical Center-Rizk Hospital.



## THE MISSION, VALUES AND VISION OF THE LEBANESE AMERICAN UNIVERSITY.....

### ● *Mission*

The Lebanese American University is committed to academic excellence, student centeredness, civic engagement, the advancement of scholarship, the education of the whole person, and the formation of leaders in a diverse world.

### ● *Values*

In both planning for its future as well as conducting its ongoing daily activities, LAU seeks to act in a manner that is guided by a deep-rooted sense of shared ethical values and aspirations. Built upon this foundation, Lebanese American University:

- ▶ Draws its fundamental inspiration from the devotion of its Presbyterian Founders to always seek the Truth, respect human dignity, promote gender equality, and be inclusive;
- ▶ Provides educational opportunities as one university with multiple campuses, each with distinctive gifts and attributes;
- ▶ Commits to academic and service excellence throughout the institution;
- ▶ Demonstrates dignity and respect for and from the Board, faculty, staff and students in word and in deed;
- ▶ Celebrates the accomplishments and contributions of all members of the LAU community;
- ▶ Succeeds because its people take pride of ownership and are held accountable for their actions;
- ▶ Works together as an extended family community that reflects the highest ethical and moral standards;
- ▶ Enables individuals to find their own spiritual and personal fulfillment while ever sensitive to the changing global village in which they live;
- ▶ Promotes social connectedness of the students to the country of Lebanon; and encourages their commitment to social justice and democracy.

### ● *Vision*

The vision of LAU is driven by its mission and values, and is carried out by:

- ▶ Providing access to a superior education for diverse undergraduate and graduate students and lifelong learners;
- ▶ Attracting and retaining distinguished faculty who excel in teaching, research and community service;
- ▶ Enrolling and retaining academically qualified and diverse students;
- ▶ Embracing liberal arts in all curricula;
- ▶ Creating opportunities for rigorous research and the dissemination of knowledge;
- ▶ Developing a close-knit community that excels academically, is intellectually stimulating, and is religiously, ethnically and socio-economically diverse;
- ▶ Attracting and retaining a highly qualified staff committed to excellence in service;
- ▶ Fostering collaboration across the university in teaching, learning, research and service;
- ▶ Providing state-of-the-art infrastructure and support services that enrich the student, faculty and staff experience;
- ▶ Developing world citizens with a deep sense of civic engagement;
- ▶ Promoting the values of peace, democracy, and justice.









# CHARTER AND ACCREDITATION

## CHARTER

LAU is chartered by the Board of Regents of the University of the State of New York. The University of the State of New York is the sole entity authorized by the State of New York to incorporate higher education institutions and authorize them to confer degrees.

Beirut College for Women (which was to become LAU) was granted a provisional charter by the Board of Regents in 1950, and an absolute charter five years later. Since then, the charter has been amended several times in response to the institution's growth.

The University of the State of New York is a large system of educational services, including thousands of schools, colleges, universities, museums, libraries and other institutions. Its Board of Regents sets overall education policy for the State of New York and chooses a Commissioner of Education, who serves as president of the University of the State of New York and heads the New York State Education Department.





## ACCREDITATION .....

Degrees awarded by the Lebanese American University are officially registered with the Ministry of Higher Education in Lebanon and with the Board of Education in the State of New York.

## INSTITUTIONAL ACCREDITATION .....

LAU is accredited by the New England Commission of Higher Education (NECHE) [www.neche.org](http://www.neche.org).



## PROGRAM ACCREDITATION .....

The **Lebanese American University School of Pharmacy's Doctor of Pharmacy program** is accredited by the Accreditation Council for Pharmacy Education, 135 S. LaSalle Street, Suite 4100, Chicago, Illinois 60603-4810; PHONE (312) 664-3575, FAX (866) 228-2631, web site [www.acpe-accredit.org](http://www.acpe-accredit.org)

The Doctor of Pharmacy program at LAU School of Pharmacy received its continued accreditation in January 2015 by the Accreditation Council for Pharmacy Education (ACPE).

The **Bachelor of Engineering** degree program in **Civil Engineering** is accredited by the Engineering Accreditation Commission of ABET, [www.abet.org](http://www.abet.org).

The **Bachelor of Engineering** degree program in **Computer Engineering** is accredited by the Engineering Accreditation Commission of ABET, [www.abet.org](http://www.abet.org).

The **Bachelor of Engineering** degree program in **Electrical Engineering** is accredited by the Engineering Accreditation Commission of ABET, [www.abet.org](http://www.abet.org).

The **Bachelor of Engineering** degree program in **Industrial Engineering** is accredited by the Engineering Accreditation Commission of ABET, [www.abet.org](http://www.abet.org).

The **Bachelor of Engineering** degree program in **Mechanical Engineering** is accredited by the Engineering Accreditation Commission of ABET, [www.abet.org](http://www.abet.org).

The **Bachelor of Science** degree program in **Computer Science** was formally accredited by the Computing Accreditation Commission of ABET, [www.abet.org](http://www.abet.org).

The **Bachelor of Science in Nursing** at the Lebanese American University-Alice Ramez Chagoury School of Nursing is accredited by the Commission on Collegiate Nursing Education, 655 K Street, NW, Suite 750, Washington, DC 20001, (202)-887-6791

The **Adnan Kassar School of Business**, has been accredited by the Association to Advance Collegiate Schools of Business (AACSB) [www.aacsb.edu](http://www.aacsb.edu) since April 2016. Accredited programs include: BS in Business, BS in Economics, BS in Hospitality and Tourism Management, Master of Business Administration (MBA) and Executive Master of Business Administration (EMBA).

The **Bachelor of Architecture** degree is officially recognized by the French government, as equivalent to the 'Diplome d'Etat d'Architecte', the professional diploma entitling its holders to practice and apply for professional licensure.

The National Architectural Accrediting Board (NAAB), which accredits all architecture programs in the United States, has recently granted continuing candidacy of the Bachelor of Architecture as of 2018 [www.naab.org](http://www.naab.org)






# ADMINISTRATION

## LAU PRESIDENTS .....

President's Name	Years of Service
Frances Irwin	1924 – 1935
Winifred Shannon	* 1935 – 1937
William A. Stoltzfus	1937 – 1958
James H. Nicol	* 1941 – 1943
Rhoda Orme	* 1954 – 1955
Grace Loucks Elliot	* 1958 – 1959
Frances M. Gray	1959 – 1965
Salwa Nassar	1965 – 1967
Cornellius B. Houk	* 1967
Marie Sabri	1967 – 1969
William H. Schechter	1969 – 1973
Albert Y. Badre	1973 – 1982
Riyad F. Nassar	1982 – 2004
Joseph G. Jabbra	2004 – present

\* Acting president









## BOARD OF TRUSTEES .....

### Board of Trustees

Mr. Peter J. Tanous – *Chairman*

Mrs. Cheryl G. Murer, J.D., CRA – *Vice-Chair*

Mr. Tony N. Frem – *Secretary*

Mr. Mike Ahmar

Dr. Joseph Aoun

Dr. Johnny B. Awwad

Mrs. Eva Kotite Farha

Ambassador Edward M. Gabriel

Dr. Robert D. Harrington

Sheikh Walid Katibah

Rev. Rebecca Kirkpatrick

Mrs. May Makhzoumi

Mrs. Darla Moore

Dr. Francois Nader

Mrs. Mona Nehmé

Mr. Clay Pell

Mr. Ghassan M. Saab

Sheikha Intisar Salem Al Ali Al Sabah

Dr. H. John Shammas

Mr. Philip Stoltzfus

Mr. Nicolas A. Tamari

Dr. Edmond D. Villani

Mr. Robert Worley

Dr. Fouad Zmokhol

### Ex-Officio Members

Rev. Elmarie Parker

Rev. Joseph Kassab

Dr. Mirvat El Sibai – *Senate Chair*

Dr. Joseph G. Jabbra – *LAU President*

## UNIVERSITY OFFICERS

FALL 2019

University Officers		
Officer	Highest Degree Earned	Administrative Title
Joseph G. Jabbra	PhD	President
George E. Nasr	PhD	Provost
Elise Salem	PhD	Vice President for Student Development and Enrollment Management
Roy Majdalani	MBA	Vice President for Administration
Charles Abou Rjeily	License, CPA	Vice President for Finance
George K. Najjar	PhD	Vice President for Advancement
Nour Hajjar	LLB	Legal Counsel

Deans of Schools		
Officer	Highest Degree Earned	Administrative Title
Elie Haddad	PhD	Dean of the School of Architecture & Design
Cathia Jenainati	PhD	Dean of the School of Arts & Sciences
Wassim Shahin	PhD	Dean of the Adnan Kassar School of Business
Michel Khoury	PhD	Acting Dean of the School of Engineering
Michel Mawad	MD	Dean of the Gilbert and Rose-Marie Chagoury School of Medicine
Costantine Daher	PhD	Interim Dean of the Alice Ramez Chagoury School of Nursing
Imad Btaiche	PharmD	Dean of the School of Pharmacy
Samer Saab	PhD	Interim Dean of Graduate Studies & Research







**Academic Affairs Officers**

Officer	Highest Degree Earned	Administrative Title
Barbar Akle	PhD	Assistant Provost
Rula Diab	PhD	Assistant Provost

**SCHOOL OF ARCHITECTURE & DESIGN**

Elie Haddad	PhD	Dean
Sophie Khayat	DES	Assistant Dean
Maroun Daccache	PhD	Chair, Architecture & Interior Design
Randa Abdel Baki	MFA	Chair, Art & Design
Melissa Sinclair Khoury	MFA	Associate Chair, Art & Design

**SCHOOL OF ARTS & SCIENCES**

Cathia Jenainati	PhD	Dean
Haidar Harmanani	PhD	Associate Dean
Samer Habre	PhD	Assistant Dean
Robin Ishac Taleb	PhD	Assistant Dean
Jad Melki	PhD	Chair, Communication Arts
Danielle Azar	PhD	Chair, Computer Science & Mathematics
Rima Bahous	EdD	Chair, Education
Victor Khachan	PhD	Chair, English
Vahid Behmardi	PhD	Chair, Humanities
Sima Tokajian	PhD	Chair, Natural Sciences
Marwan Rowayheb	PhD	Chair, Social Sciences
Nadra Assaf	EdD	Associate Chair, Communication Arts
Azzam Mourad	PhD	Associate Chair, Computer Science & Mathematics
Dany Badran	PhD	Associate Chair, English
Hussein Hassan	PhD	Associate Chair, Natural Sciences
Sami Baroudi	PhD	Associate Chair, Social Sciences



## Academic Affairs Officers

Officer	Highest Degree Earned	Administrative Title
---------	-----------------------	----------------------

### ADNAN KASSAR SCHOOL OF BUSINESS

Wassim Shahin	PhD	Dean
Abdallah Dah	PhD	Associate Dean
Salpie Djoundourian	PhD	Associate Dean
Guy Assaker	PhD	Assistant Dean
Ghassan Dibeh	PhD	Chair, Economics
Wissam Abdallah	PhD	Chair, Finance & Accounting
Said Ladki	PhD	Chair, Hospitality & Tourism Management
Raed EL-Khalil	PhD	Chair, Information Technology & Operations Management
Josiane Sreih	PhD	Chair, Management Studies
Maya Farah	PhD	Chair, Marketing
Ali Fakih	PhD	Associate Chair, Economics
Silva Karkouljian	PhD	Associate Chair, Management Studies

### SCHOOL OF ENGINEERING

Michel Khoury	PhD	Acting Dean
Joe Tekli	PhD	Interim Assistant Dean
Caesar Abi Shdid	PhD	Chair, Civil Engineering
Zahi Nakad	PhD	Chair, Electrical and Computer Engineering & Program Coordinator Mechatronics Engineering
Charbel Mansour	PhD	Chair, Industrial and Mechanical Engineering
Dani Tannir	PhD	Coordinator, Beirut Campus Engineering Programs



## Academic Affairs Officers

Officer	Highest Degree Earned	Administrative Title
---------	-----------------------	----------------------

### GILBERT AND ROSE-MARIE CHAGOURY SCHOOL OF MEDICINE

Michel Mawad	MD	Dean
Sola Aoun Bahous	MD, PhD	Associate Dean, Medical Education
Rajaa Chatila	MD	Assistant Dean, Graduate Medical Education
Vanda Abi Raad	MD	Assistant Dean, Continuing Medical Education
Naji Riachi	MD	Assistant Dean, Clinical Research
Alain Sabri	MD	Assistant Dean, Faculty Recruitment
Tony Zreik	MD	Assistant Dean, Business Development
Elie Abi Nader	MD	Acting Chair, Anesthesiology
Zeina Tannous	MD	Chair, Dermatology
Jacques Mokhbat	MD	Chair, Internal Medicine
Hussein Farhat	MD	Acting Chair, Laboratory Medicine
Daniel Mahfoud	MD	Acting Chair, Medical Imaging and Interventional Therapeutics
Tony Zreik	MD	Chair, Obstetrics and Gynecology
Nicola Ghazi	MD	Chair, Ophthalmology
Chahine Assi	MD	Chair, Orthopedic Surgery and Trauma
Alain Sabri	MD	Chair, Otolaryngology
Noha Doueih	MD	Acting Chair, Pathology
Gerard Wakim	MD	Acting Chair, Pediatrics
Bassem Safadi	MD	Chair, Surgery

### ALICE RAMEZ CHAGOURY SCHOOL OF NURSING

Costantine Daher	PhD	Interim Dean
Myrna Abi-Abdallah Doumit	PhD	Assistant Dean

### SCHOOL OF PHARMACY

Imad Btaiche	PharmD	Dean
Roy Kanbar	PharmD, PhD	Associate Dean, Academic Affairs
Soumana Nasser	PharmD	Chair, Pharmacy Practice
Mohammad Mroueh	PhD	Chair, Pharmaceutical Sciences
Lamis Karaoui	PharmD	Director, Experiential Education and Acting Assistant Dean, Student Affairs

### GRADUATE STUDIES & RESEARCH

Samer Saab	PhD	Interim Dean
Walid Marrouch	PhD	Assistant Dean

### LIBRARY

Houeida Charara	MS	Lead Director, Collection Management
Marie-Therese Mitri	MA	Senior Director, Public Services, Research & Instruction

## Academic Affairs Officers

Officer	Highest Degree Earned	Administrative Title
---------	-----------------------	----------------------

### CONTINUING EDUCATION

Charbel Azar	MBA	Director
--------------	-----	----------

### GRANTS AND CONTRACTS

Mario Rebeiz	MA	Director
--------------	----	----------

## Student Development and Enrollment Management Officers

Officer	Highest Degree Earned	Administrative Title
---------	-----------------------	----------------------

### ENROLLMENT MANAGEMENT

Abdo Ghié	MAP	Assistant Vice President
-----------	-----	--------------------------

### DEAN OF STUDENTS

Raed Mohsen	PhD	Dean, Beirut
-------------	-----	--------------

Makram Ouass	PhD	Dean, Byblos
--------------	-----	--------------

### ADMISSIONS

Nada Kassem Hajj	MS	Senior Director
------------------	----	-----------------

### ATHLETICS

Sami Garabedian	MS	Director, Beirut
-----------------	----	------------------

Joe Moujaes	MS	Lead Director, Byblos
-------------	----	-----------------------

### FINANCIAL AID AND SCHOLARSHIPS

Ghada Abi Fares	MBA	University Director
-----------------	-----	---------------------

### INTERNATIONAL SERVICES

Dina Abdul Rahman	MBA	Director
-------------------	-----	----------

### OUTREACH AND CIVIC ENGAGEMENT

Elie Samia	MA	Assistant Vice President
------------	----	--------------------------

### REGISTRAR

Annie Lajinian-Magarian	MEd	University Registrar
-------------------------	-----	----------------------

Fouad Salibi	BA	Deputy Registrar
--------------	----	------------------

### RESIDENCE HALLS

Assia Kanaan	MEd	Senior Supervisor, Beirut
--------------	-----	---------------------------

Suzy Saba	TS	Senior Manager, Byblos
-----------	----	------------------------

### STUDENT SERVICES

Aya El Mir	MBA	Director
------------	-----	----------

Zeina Trad Barakat	MBA	Director
--------------------	-----	----------

Administration Officers		
Officer	Highest Degree Earned	Administrative Title
<b>BUSINESS SERVICES</b>		
Jassem Othman	BE	Senior Director, Auxiliary Services
Gaby Salameh	BS	Director, Hospitality Services
Antoine Faris	MS	Senior Director, Campus Procurement, Byblos
<b>FACILITIES MANAGEMENT</b>		
Georges Hamouche	MS	Assistant Vice President, Facilities Management
Shaheen Bou Jawdeh	LLM	Executive Director, Project Management & Contract Administration
Nabil Bedran	BE	Senior Director, Capital Construction Management, Beirut
Toufic Smayra	PhD	Senior Director, Capital Construction Management, Byblos
Joseph Shebaya	Diplome	Executive Director, Planning and Renovations
Roger El-Haddad	MBA	Senior Director, Physical Plant, Beirut
Ziad Haddad	MBA	Senior Director, Physical Plant, Byblos
Emad Abdenmour	ME	Lead Director, Operations & Maintenance, Beirut
Roula Boustany	BE	Lead Director, Operations & Maintenance, Byblos
<b>HUMAN RESOURCES</b>		
Charbel Aoun	MBA	Assistant Vice President, Human Resources
Nicolas Majdalani	License	Senior Director, BPR & HR Analytics
Ruba Nassar Tohme	MBA	Senior Director, Compensation & Benefits
Antoinette Daher	Maitrise	Lead Director, Campus Compensation & Benefits, Beirut
Grace Lebbos	EMBA	Executive Director, Staff Relations & Development
Indji Dagher	BA	Director, Staff Recruitment
<b>INFORMATION TECHNOLOGY</b>		
Camille Abou-Nasr	BE	Assistant Vice President, Information Technology
Roula Hage	Diplome	Senior Director, IT Applications & Solutions
Imad Musleh	BS	Senior Deputy Director, IT Applications & Solutions
Hamid Saliba	Diplome	Senior Director, IT Infrastructure
Rodolph Aouad	License	Director, IT Security
Hady Tanissa	MS	Senior Director, IT Support
<b>PROTECTION</b>		
Ahmad Hassouna	Lieutenant	Senior Director, Protection

## Finance Officers

Officer	Highest Degree Earned	Administrative Title
---------	-----------------------	----------------------

### BUDGET AND FINANCIAL PLANNING

Naji Medlej	DEA	Executive Director
-------------	-----	--------------------

### FINANCE OPERATIONS

Rola Fares	BS	Comptroller, Finance Operations, Beirut
Michel Chahine	MS	Senior Comptroller, Finance Operations, Byblos

### FINANCE CORPORATE AFFAIRS

Simon Sakr	MBA	Assistant Vice President, Corporate Affairs
Farid El Daoud	MBA	Comptroller, Accounting & Financial Reporting
Joe Nohra	EMBA	Director, Personnel Accounts

## University Advancement Officers

Officer	Highest Degree Earned	Administrative Title
---------	-----------------------	----------------------

### ADVANCEMENT SERVICES

Amal Abdel Massih	BS	Executive Director, Advancement Services
-------------------	----	--

### ALUMNI AFFAIRS

Abdallah Al Khal	MBA	Assistant Vice President, Alumni Relations
------------------	-----	--

### DEVELOPMENT

Nassib Nasr	MPH	Assistant Vice President, Development
Nicole Barghoud	BA	Lead Director, Development
Lana Abou Teen	MA	Lead Director, Development
Suha Abou Rialy	BS	Director, Development
Ghandi Fala	BS	Lead Director, Annual Fund

### STRATEGIC COMMUNICATIONS

Gabriel Abiad	MBA	Assistant Vice President, Strategic Communications
Nada Torbey	MA	Senior Director, Media & Public Relations
Karina Rodriguez	BA	Director, Integrated Marketing Communications
Serge Zahar	DESS	Lead Director, Creative Services

### Institutional Research and Assessment Officers

Officer	Highest Degree Earned	Administrative Title
Diane Issa Nauffal	PhD	Assistant to the President

### Internal Audit Officers

Officer	Highest Degree Earned	Administrative Title
Khaled Abul Husn	MBA, CPA	Director

### University Enterprise Office

Officer	Highest Degree Earned	Administrative Title
Walid Touma	PhD	Director

### New York Academic Center Officers

Officer	Highest Degree Earned	Administrative Title
Nadim Shehadi	MA	Academic Executive Director
Marge Pfeleiderer	BA	Executive Director, Operations

### ADVANCEMENT SERVICES

Amal Abdel Massih	BS	Executive Director, Advancement Services, Beirut
-------------------	----	--

### ALUMNI RELATIONS

Edward Shiner	MA	Director, Alumni and Special Projects
---------------	----	---------------------------------------

### DEVELOPMENT

Nadya Mikdashi	MSEd	Assistant Vice President
----------------	------	--------------------------

### MARKETING & COMMUNICATIONS

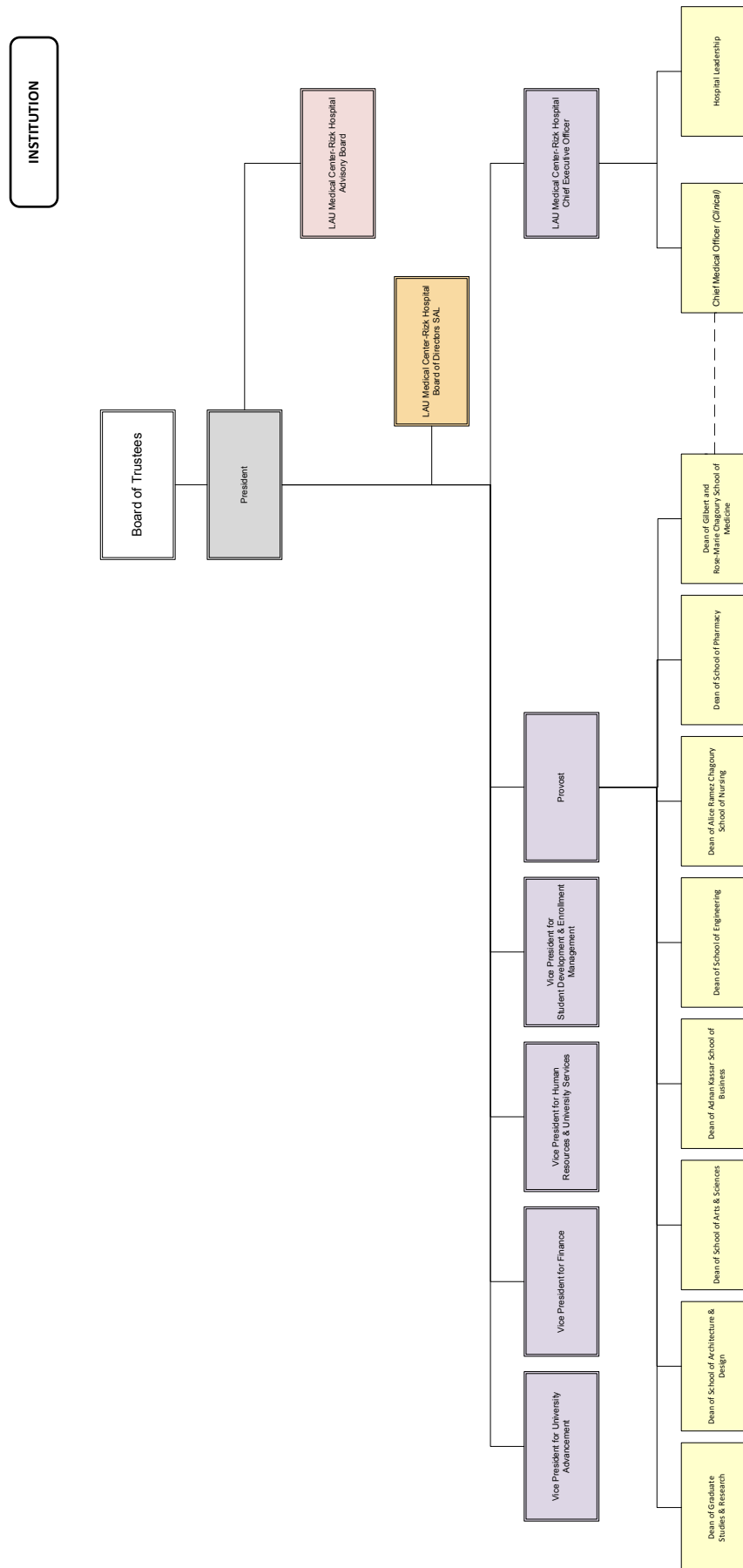
Elida Jbeili	MA	Director, Communications & Media
--------------	----	----------------------------------

### ARAB INSTITUTE FOR WOMEN

Lina Abirafeh	PhD	Executive Director
---------------	-----	--------------------



# ORGANIZATIONAL CHART – INSTITUTION



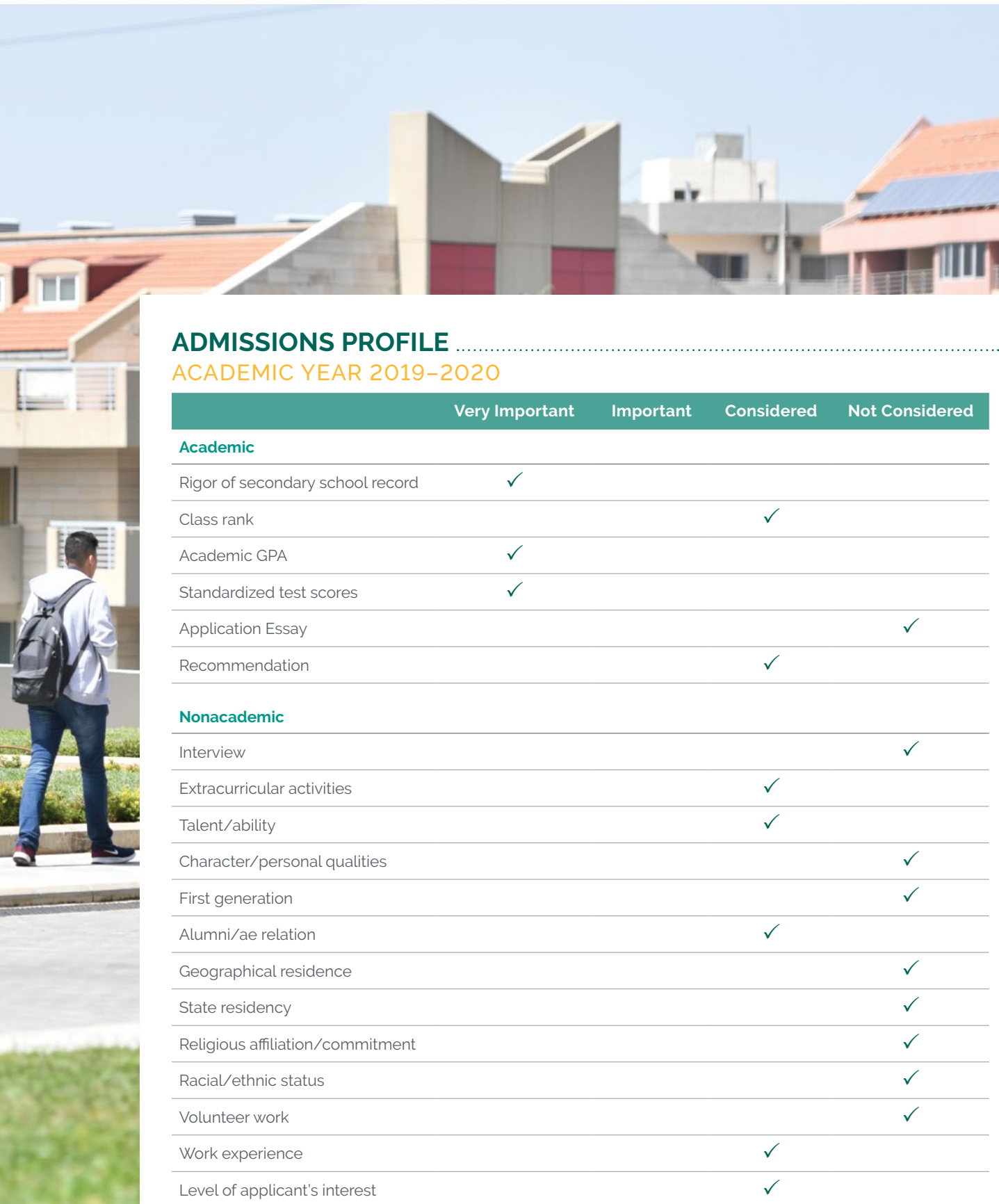
\*\* This organizational structure represents a centralized model, which will bring LAU and all its subsidiaries including LAU Medical Center-Rizk Hospital SAL under the same fiduciary duties of the Board of Trustees and the leadership of LAU President.



# ADMISSIONS





	Very Important	Important	Considered	Not Considered
<b>Academic</b>				
Rigor of secondary school record	✓			
Class rank			✓	
Academic GPA	✓			
Standardized test scores	✓			
Application Essay				✓
Recommendation			✓	
<b>Nonacademic</b>				
Interview				✓
Extracurricular activities			✓	
Talent/ability			✓	
Character/personal qualities				✓
First generation				✓
Alumni/ae relation			✓	
Geographical residence				✓
State residency				✓
Religious affiliation/commitment				✓
Racial/ethnic status				✓
Volunteer work				✓
Work experience			✓	
Level of applicant's interest			✓	

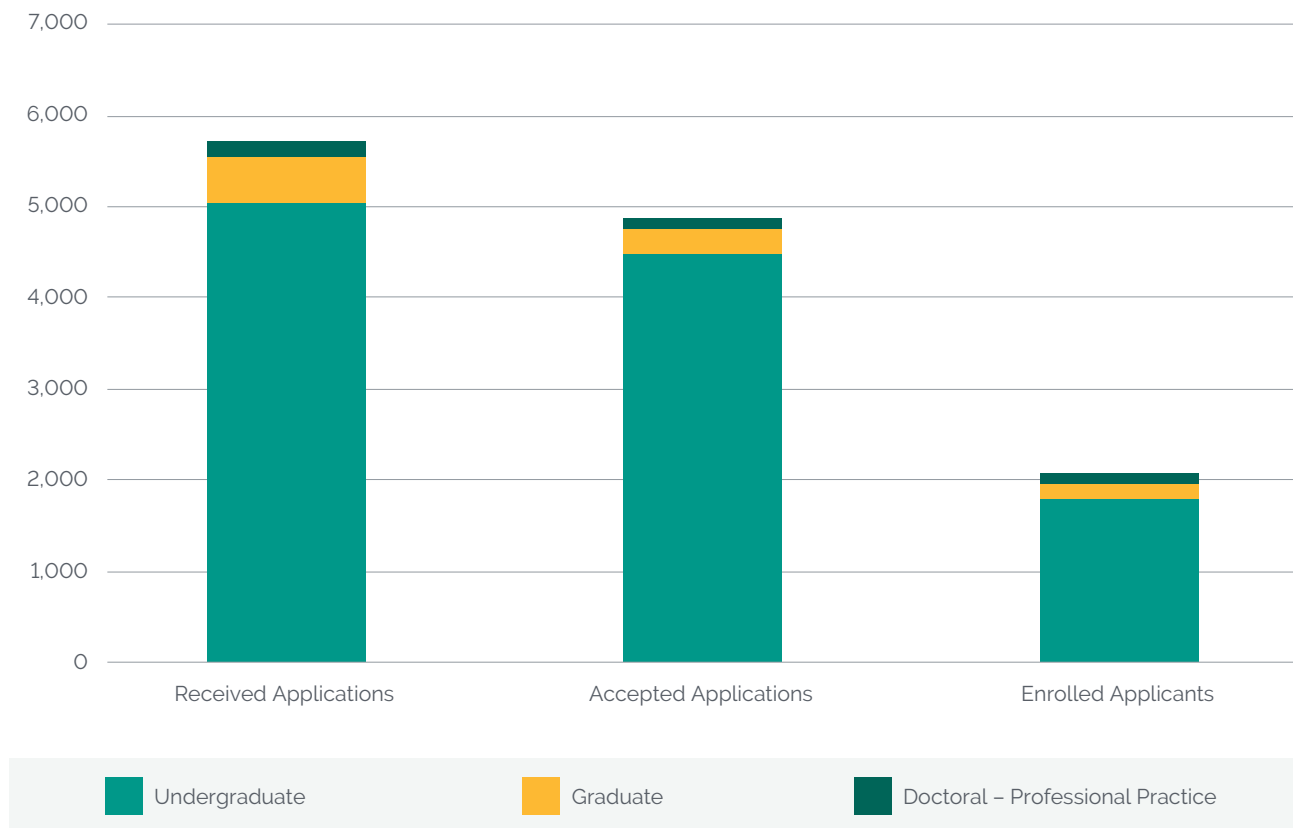


## STUDENT ADMISSIONS BY LEVEL

FALL 2019

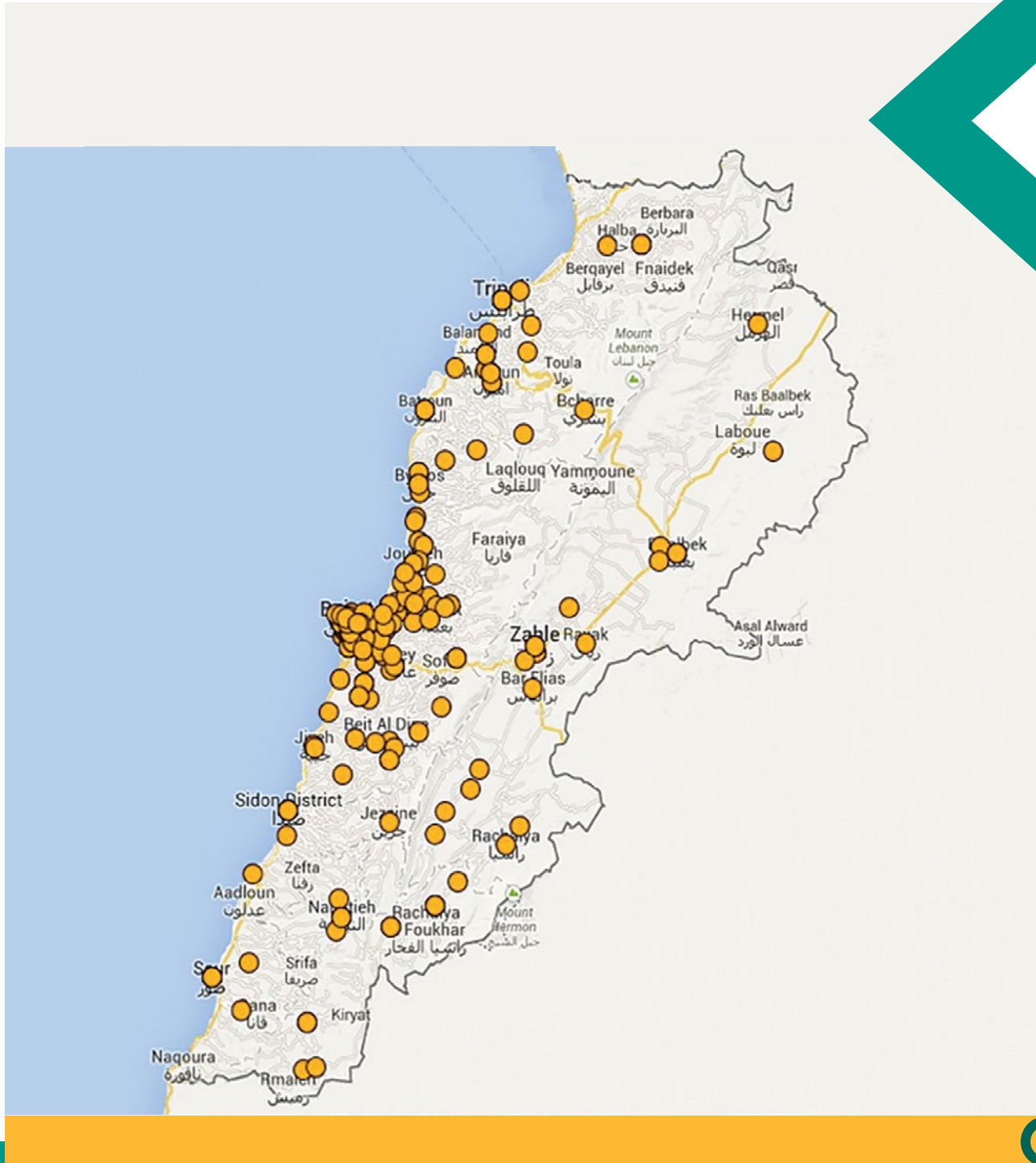
	Received Applications	Accepted Applications	Enrolled Applicants
Undergraduate	5,059	4,499	1,783
Graduate	476	282	189
Doctoral – Professional Practice	196	118	95
<b>Total</b>	<b>5,731</b>	<b>4,899</b>	<b>2,067</b>

*Student Admissions by Level*



## APPLICATIONS FROM LEBANESE HIGH SCHOOLS .....

FALL 2019



## STUDENT ADMISSIONS BY SCHOOL .....

FALL 2019

	Received Applications	Accepted Applications	Enrolled Applicants
School of Architecture and Design	282	257	85
School of Arts and Sciences	2680	2297	969
Adnan Kassar School of Business	1017	860	401
School of Engineering	1006	901	305
Gilbert and Rose-Marie Chagoury School of Medicine	158	81	63
Alice Ramez Chagoury School of Nursing	130	116	49
School of Pharmacy	292	268	128
No College Designated	166	119	67
<b>Total</b>	<b>5,731</b>	<b>4,899</b>	<b>2,067</b>

## NEW USAID-USP STUDENT COHORT .....

FALL 2019

	Received Applications	Accepted Applications	Enrolled Applicants
School of Arts and Sciences	263	41	41
Adnan Kassar School of Business	58	9	9
School of Engineering	149	7	6
Alice Ramez Chagoury School of Nursing	48	11	10
<b>Total</b>	<b>518</b>	<b>68</b>	<b>66</b>

\* **USAID University Scholarship Program** aims to provide undergraduate scholarships for promising public high school students from all governorates of Lebanon, with the support of the United States Agency for International Development (USAID).



## FIRST-TIME UNDERGRADUATE STUDENT ADMISSIONS BY SCHOOL ..... FALL 2019

	Received Applications	Accepted Applications	Enrolled Applicants
School of Architecture and Design	266	250	79
School of Arts and Sciences	2,284	2,070	809
Adnan Kassar School of Business	762	696	298
School of Engineering	950	874	287
Alice Ramez Chagoury School of Nursing	118	108	44
School of Pharmacy	224	210	85
No College Designated	104	66	28
<b>Total</b>	<b>4,708</b>	<b>4,274</b>	<b>1,630</b>

\* **First-time student** is a student who has no prior postsecondary experience attending any institution for the first time at the undergraduate level. It also includes students enrolled in the fall term who attended college for the first time in the prior summer term, and students who entered with advanced standing.

## AVERAGE SAT SCORES OF ACCEPTED FIRST-TIME STUDENTS ..... FALL 2019


	Evidence-Based Reading & Writing	Math	Evidence-Based Reading & Writing + Math
Average LAU SAT scores for accepted first-time students	531	612	1,143
Average US SAT scores for year 2019 as per College Board Statistics	531	528	1,059

## SCHOOL TYPE OF ACCEPTED FIRST-TIME STUDENTS ..... FALL 2019

		Number of Schools	Percentage of Total	Number of Students	Percentage of Total
Lebanese Schools	Private	307	84%	3,737	96%
	Public	57	16%	144	4%
	<b>Total</b>	<b>364</b>	<b>100%</b>	<b>3,881</b>	<b>100%</b>
Regional and International Schools	Private	152	100%	393	100%
	<b>Total</b>	<b>152</b>	<b>100%</b>	<b>393</b>	<b>100%</b>
<b>Total Schools</b>	Private	459	89%	4,130	97%
	Public	57	11%	144	3%
	<b>Total</b>	<b>516</b>	<b>100%</b>	<b>4,274</b>	<b>100%</b>



# ENROLLMENT



## ENROLLMENT BY LEVEL

FALL TERMS 2010–2019

	2010	2011	2012	2013	2014	2015	2016	2017	2018	2019
<b>BEIRUT CAMPUS</b>										
Undergraduate	4,750	4,827	4,508	4,285	4,126	4,083	3,996	4,088	3,975	3,810
Graduate	677	538	417	429	441	461	555	592	574	562
<b>Total by Campus</b>	<b>5,427</b>	<b>5,365</b>	<b>4,925</b>	<b>4,714</b>	<b>4,567</b>	<b>4,544</b>	<b>4,551</b>	<b>4,680</b>	<b>4,549</b>	<b>4,372</b>
<b>BYBLOS CAMPUS</b>										
Undergraduate	2,433	2,673	2,949	3,133	3,337	3,470	3,594	3,470	3,458	3,339
Graduate	126	111	92	95	100	104	117	145	142	136
Doctoral – Professional Practice	81	124	172	204	217	230	231	233	257	262
<b>Total by Campus</b>	<b>2,640</b>	<b>2,908</b>	<b>3,213</b>	<b>3,432</b>	<b>3,654</b>	<b>3,804</b>	<b>3,942</b>	<b>3,848</b>	<b>3,857</b>	<b>3,737</b>
<b>UNIVERSITY WIDE</b>										
Undergraduate	7,183	7,500	7,457	7,418	7,463	7,553	7,590	7,558	7,433	7,149
Graduate	803	649	509	524	541	565	672	737	716	698
Doctoral – Professional Practice	81	124	172	204	217	230	231	233	257	262
<b>Total by University</b>	<b>8,067</b>	<b>8,273</b>	<b>8,138</b>	<b>8,146</b>	<b>8,221</b>	<b>8,348</b>	<b>8,493</b>	<b>8,528</b>	<b>8,406</b>	<b>8,109</b>
<b>% Change</b>	<b>3.3%</b>	<b>2.6%</b>	<b>-1.6%</b>	<b>0.1%</b>	<b>0.9%</b>	<b>1.5%</b>	<b>1.7%</b>	<b>0.4%</b>	<b>-1.4%</b>	<b>-3.5%</b>

*Trends in Enrollment by Level*



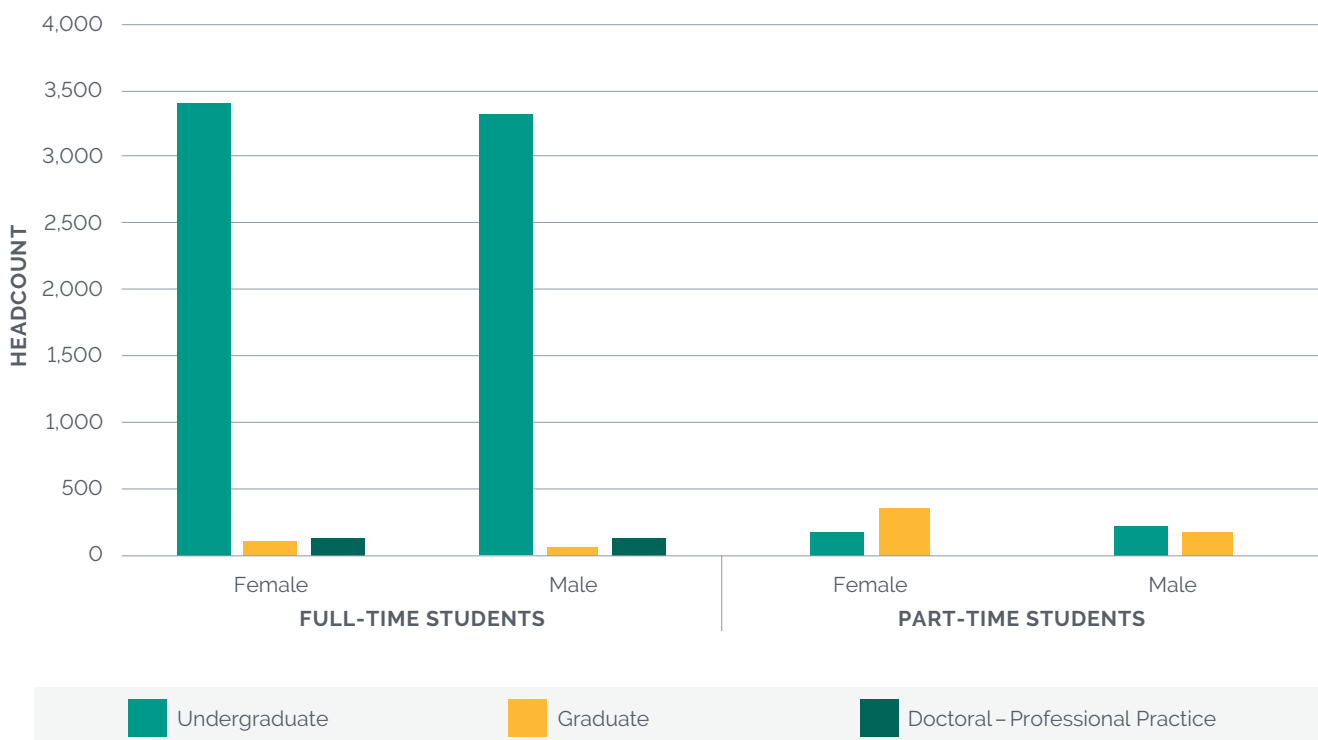


## STUDENT ENROLLMENT BY GENDER AND STATUS .....

FALL 2019

	Full-Time Students		Part-Time Students		Total Students	
	Female	Male	Female	Male	Female	Male
Undergraduate	3,426	3,332	172	219	3,598	3,551
Graduate	109	70	358	161	467	231
Doctoral – Professional Practice	131	131	0	0	131	131
<b>Total</b>	<b>3,666</b>	<b>3,533</b>	<b>530</b>	<b>380</b>	<b>4,196</b>	<b>3,913</b>

*Student Enrollment by Gender and Status*







## ENROLLMENT BY LEVEL AND SCHOOL

FALL 2019

School	Number of Enrolled Students
<b>UNDERGRADUATE</b>	
School of Architecture & Design	692
School of Arts & Sciences	2,387
Adnan Kassar School of Business	2,009
School of Engineering	1,347
Alice Ramez Chagoury School of Nursing	138
School of Pharmacy	410
No College Designated	166
<b>Total by Level</b>	<b>7,149</b>
<b>GRADUATE</b>	
School of Architecture & Design	10
School of Arts & Sciences	297
Adnan Kassar School of Business	337
School of Engineering	33
School of Pharmacy	15
No College Designated	6
<b>Total by Level</b>	<b>698</b>
<b>DOCTORAL – PROFESSIONAL PRACTICE</b>	
Gilbert and Rose-Marie Chagoury School of Medicine	230
School of Pharmacy	32
<b>Total by Level</b>	<b>262</b>
<b>Total</b>	<b>8,109</b>



## ENROLLMENT BY PROGRAM

FALL 2019

	Beirut campus	Byblos campus	University wide
<b>SCHOOL OF ARCHITECTURE &amp; DESIGN</b>			
<b>Graduate</b>			
Mutaz & Rada Sawwaf MA in Islamic Art	10	–	10
<b>Total by Level</b>	<b>10</b>	<b>–</b>	<b>10</b>
<b>Undergraduate</b>			
Bachelor of Architecture	95	254	349
BA in Fashion Design	42	2	44
BFA in Fashion Design	14	3	17
BA in Fine Arts	15	1	16
BA in Interior Architecture	115	34	149
BS in Graphic Design	4	–	4
BFA in Graphic Design	60	31	91
BS in Interior Design	14	5	19
BFA in Interior Design	3	–	3
<b>Total by Level</b>	<b>362</b>	<b>330</b>	<b>692</b>
<b>Total by School</b>	<b>372</b>	<b>330</b>	<b>702</b>

### SCHOOL OF ARTS & SCIENCES

<b>Graduate</b>			
MA in Education	74	–	74
MA in International Affairs	45	11	56
MA in Interdisciplinary Gender Studies	15	–	15
MA in Migration Studies	28	–	28
MA in Multimedia Journalism	17	–	17
MS in Applied and Computational Mathematics	4	2	6
MS in Biological Sciences	18	14	32
MS in Computer Science	16	13	29
MS in Molecular Biology	4	13	17
MS in Nutrition	17	6	23
<b>Total by Level</b>	<b>238</b>	<b>59</b>	<b>297</b>
<b>Undergraduate</b>			
BA in Arabic Language and Literature	1	1	2
BA in Communication	57	10	67
BA in English	28	4	32
BA in History	–	1	1
BA in Multimedia Journalism	36	3	39
BA in Performing Arts	19	2	21

	Beirut campus	Byblos campus	University wide
<b>SCHOOL OF ARTS &amp; SCIENCES</b>			
<b>Undergraduate</b>			
BA in Philosophy	3	–	3
BA in Political Science	15	3	18
BA in Political Science/International Affairs	80	49	129
BA in Psychology	124	83	207
BA in Social Work	2	–	2
BA in Social Work & Community Development	17	–	17
BA in Television and Film	64	12	76
BA in Translation	35	–	35
BS in Applied Physics	26	10	36
BS in Bioinformatics	41	38	79
BS in Biology	339	263	602
BS in Chemistry	48	18	66
BS in Computer Science	235	75	310
BS in Mathematics	65	9	74
BS in Nutrition	82	47	129
BS in Nutrition and Dietetics Coordinated Program	8	14	22
Freshman Arts	165	32	197
Freshman Science	65	36	101
Special Undergraduate Arts	82	–	82
Teaching Diploma	32	–	32
Diploma in Learning Disabilities & Giftedness	8	–	8
<b>Total by Level</b>	<b>1,677</b>	<b>710</b>	<b>2,387</b>
<b>Total by School</b>	<b>1,915</b>	<b>769</b>	<b>2,684</b>

<b>ADNAN KASSAR SCHOOL OF BUSINESS</b>			
<b>Graduate</b>			
Executive Master of Business Administration	46	–	46
LLM in Business Law	27	–	27
Master of Business Administration	154	29	183
MA in Applied Economics	30	–	30
MS in Human Resources Management	51	–	51
<b>Total by Level</b>	<b>308</b>	<b>29</b>	<b>337</b>

	Beirut campus	Byblos campus	University wide
<b>ADNAN KASSAR SCHOOL OF BUSINESS</b>			
<b>Undergraduate</b>			
BS in Business	1,245	510	1,755
BS in Economics	106	87	193
BS in Hospitality and Tourism Management	54	7	61
<b>Total by Level</b>	<b>1,405</b>	<b>604</b>	<b>2,009</b>
<b>Total by School</b>	<b>1,713</b>	<b>633</b>	<b>2,346</b>

<b>SCHOOL OF ENGINEERING</b>			
<b>Graduate</b>			
MS in Civil and Environmental Engineering	–	13	13
MS in Computer Engineering	–	12	12
MS in Mechanical Engineering	–	8	8
<b>Total by Level</b>	<b>–</b>	<b>33</b>	<b>33</b>
<b>Undergraduate</b>			
BE in Civil Engineering	32	308	340
BE in Computer Engineering	45	164	209
BE in Electrical Engineering	7	74	81
BE in Industrial Engineering	11	177	188
BE in Mechanical Engineering	42	294	336
BE in Mechatronics Engineering	22	82	104
BE in Petroleum Engineering	9	80	89
<b>Total by Level</b>	<b>168</b>	<b>1,179</b>	<b>1,347</b>
<b>Total by School</b>	<b>168</b>	<b>1,212</b>	<b>1,380</b>

<b>GILBERT AND ROSE-MARIE CHAGOURY SCHOOL OF MEDICINE</b>			
<b>Doctoral – Professional Practice</b>			
Doctor of Medicine	–	230	230
<b>Total by Level</b>	<b>–</b>	<b>230</b>	<b>230</b>
<b>Total by School</b>	<b>–</b>	<b>230</b>	<b>230</b>

<b>ALICE RAMEZ CHAGOURY SCHOOL OF NURSING</b>			
<b>Undergraduate</b>			
BS in Nursing	25	113	138
<b>Total by Level</b>	<b>25</b>	<b>113</b>	<b>138</b>
<b>Total by School</b>	<b>25</b>	<b>113</b>	<b>138</b>

	Beirut campus	Byblos campus	University wide
<b>SCHOOL OF PHARMACY</b>			
<b>Undergraduate</b>			
BS in Pharmacy	48	362	410
<b>Total by Level</b>	<b>48</b>	<b>362</b>	<b>410</b>
<b>Graduate</b>			
MS in Pharmaceutical Development & Management	–	15	15
<b>Total by Level</b>	<b>–</b>	<b>15</b>	<b>15</b>
<b>Doctoral – Professional Practice</b>			
Doctor of Pharmacy	–	32	32
<b>Total by Level</b>	<b>–</b>	<b>32</b>	<b>32</b>
<b>Total by School</b>	<b>48</b>	<b>409</b>	<b>457</b>
<b>OTHERS</b>			
<b>Undergraduate</b>			
B-Undecided	73	27	100
Bridge program-SOB	4	–	4
Exchange Undergraduate Program	19	–	19
Special Undergraduate	6	–	6
SINARC	3	–	3
Transition Program – AS	9	9	18
Transition Program – BU	11	5	16
<b>Total by Level</b>	<b>125</b>	<b>41</b>	<b>166</b>
<b>Graduate</b>			
Exchange Graduate Program	6	–	6
<b>Total by Level</b>	<b>6</b>	<b>–</b>	<b>6</b>
<b>Total by School</b>	<b>131</b>	<b>41</b>	<b>172</b>
<b>GRAND TOTAL</b>	<b>4,372</b>	<b>3,737</b>	<b>8,109</b>



## HEADCOUNT FTE AND HEADCOUNT ENROLLMENT FOR DEGREE SEEKING AND NON-DEGREE SEEKING STUDENTS ..... FALL 2019

	Headcount	Headcount FTE
<b>Degree Seeking Students</b>		
Bachelor's	6,745	5,531.7
Master's	262	262.0
Doctoral – Professional Practice (PharmD, MD)	692	346.0
Others (Bridge Programs)	4	3.3
Others (Freshman Arts, Freshman Science)	298	272.7
Others (Transition)	34	24.0
<b>Total Degree Seeking Students</b>	<b>8,035</b>	<b>7,449.7</b>
<b>Non-Degree Seeking Students</b>		
Exchange Program	25	25.0
Post-bachelor's certificates	40	21.3
Special Program	9	6.3
<b>Total Non-Degree Seeking Students</b>	<b>74</b>	<b>52.70</b>
<b>Total Students</b>	<b>8,109</b>	<b>7,502.4</b>

\* Non Degree Seeking Students include both Undergraduate & Graduate Students

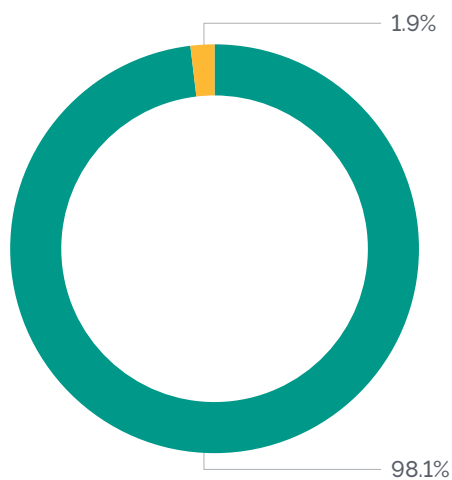


## STUDENT ENROLLMENT BY HEADCOUNT, CREDIT HOURS AND HEADCOUNT FTE .....

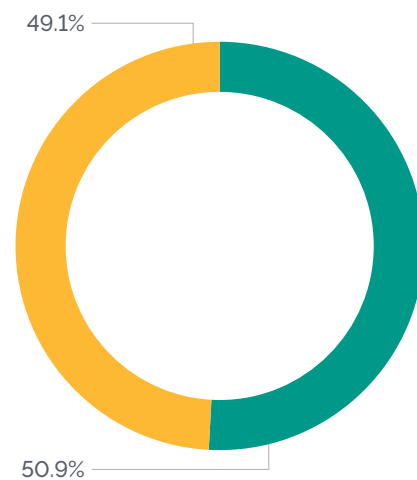
FALL 2019

	Full-Time Students			Part-Time Students			Total Students		
	Headcount	Credit Hours	FTE	Headcount	Credit Hours	FTE	Headcount	Credit Hours	FTE
Undergraduate	6,758	107,134	6,758.0	391	2,936	130.3	7,149	110,070	6,888.3
Graduate	179	1,706	179.0	519	2,365	173.0	698	4,070	352.0
<b>Total</b>	<b>6,937</b>	<b>108,840</b>	<b>6,937.0</b>	<b>910</b>	<b>5,301</b>	<b>303.3</b>	<b>7,847</b>	<b>114,140</b>	<b>7,240.3</b>

*Undergraduate FTE Enrollment*



*Graduate FTE Enrollment*



Full-time Students

Part-time Students

## ACADEMIC YEAR 2019–2020

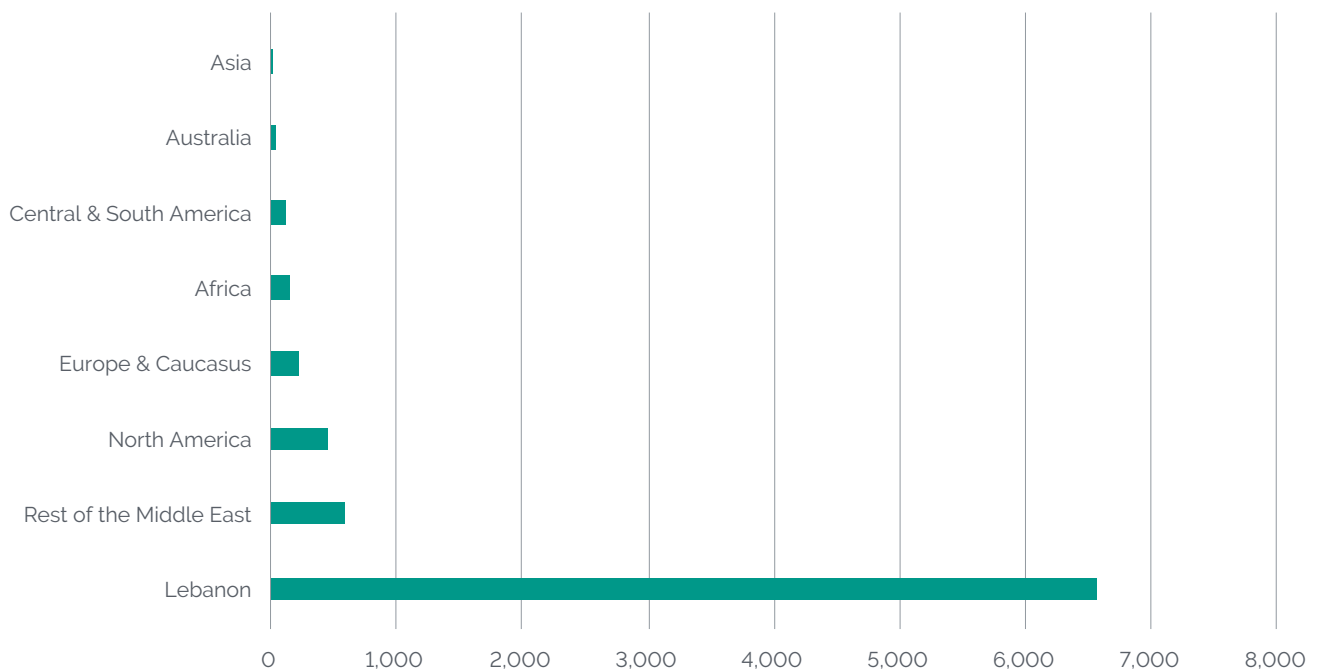
	Full-Time Students		
	Headcount	Credit Hours	FTE
Doctoral-Professional Practice	62	11,923	262

## ENROLLMENT BY PLACE OF ORIGIN .....

FALL 2019

Place of Origin	Number of Students	Percentage of Total
Lebanon	6,577	81.11%
Rest of Middle East	586	7.23%
North America	444	5.48%
Europe & Caucasus	207	2.55%
Africa	151	1.86%
Central & South America	105	1.29%
Australia	34	0.42%
Asia	5	0.06%
<b>Total</b>	<b>8,109</b>	<b>100.00%</b>

*Enrollment by Place of Origin*



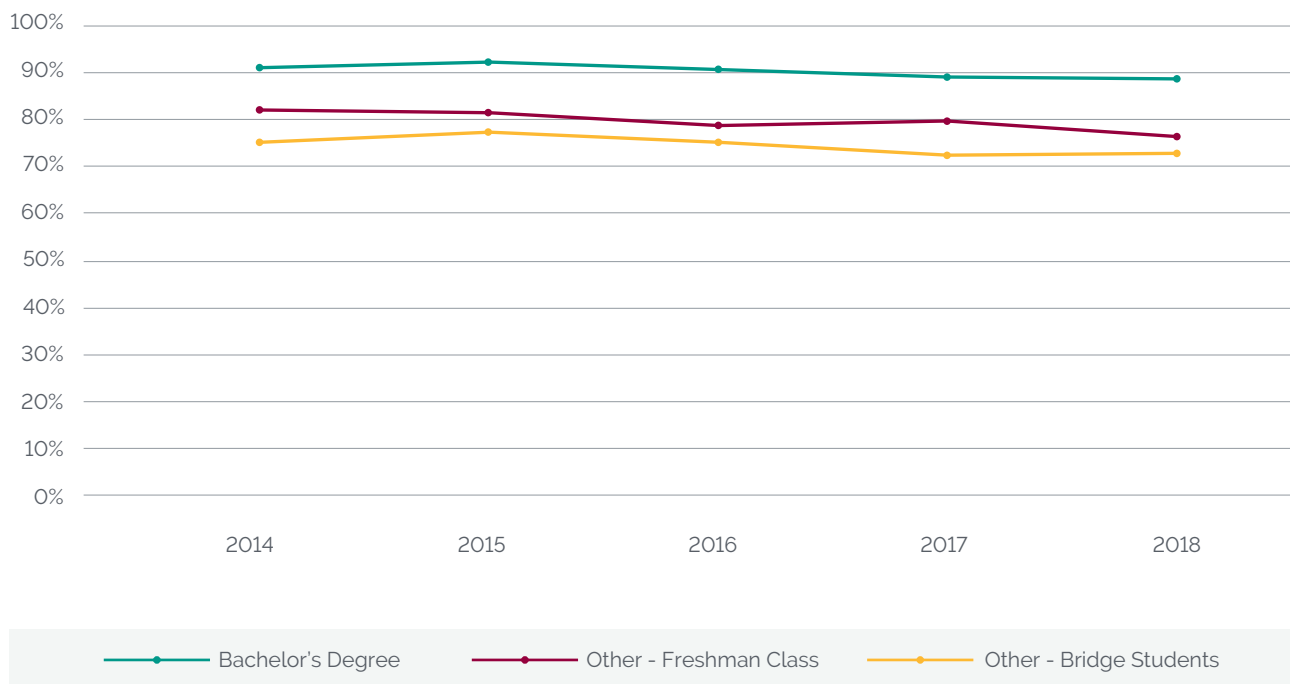
## RETENTION RATES: FIRST-TIME STUDENTS

FALL 2014 TO FALL 2018

	2014		2015		2016		2017		2018	
	Entering Cohort	Retention Rate	Entering Cohort	Retention Rate	Entering Cohort	Retention Rate	Entering Cohort	Retention Rate	Entering Cohort	Retention Rate
Bachelor's Degree	1,453	91.10%	1,483	92.10%	1,500	90.70%	1,429	89.20%	1,389	88.80%
Other – Freshman Class	265	81.90%	262	81.30%	243	78.60%	255	79.60%	236	76.3%
Others – Bridge Students	44	75.00%	48	77.10%	36	75.00%	29	72.40%	22	72.7%
<b>Total</b>	<b>1,762</b>	<b>89.30%</b>	<b>1,793</b>	<b>90.10%</b>	<b>1,779</b>	<b>88.80%</b>	<b>1,713</b>	<b>87.40%</b>	<b>1,647</b>	<b>86.80%</b>

\* **Retention rate** is the percentage of full time first-time degree-seeking undergraduates from the specified fall cohort who are again enrolled in the next fall.

Retention Rates: First-time Students





## BACHELOR'S DEGREE RETENTION RATES: BY SCHOOL ..... FALL 2014 TO FALL 2018

	2014		2015		2016		2017		2018	
	Entering Cohort	Retention Rate	Entering Cohort	Retention Rate	Entering Cohort	Retention Rate	Entering Cohort	Retention Rate	Entering Cohort	Retention Rate
School of Architecture and Design	127	93.70%	131	94.70%	162	97.50%	124	92.70%	97	90.70%
School of Arts and Sciences	406	90.90%	404	89.10%	475	86.90%	501	88.40%	545	88.40%
Adnan Kassar School of Business	352	92.90%	400	91.50%	408	90.20%	371	89.80%	337	91.40%
School of Engineering	250	93.60%	279	92.50%	339	92.60%	293	88.40%	290	86.20%
Alice Ramez Chagoury School of Nursing	21	100.00%	25	84.00%	20	100.00%	31	87.10%	45	86.70%
School of Pharmacy	76	88.20%	81	86.40%	96	91.70%	109	89.00%	75	89.30%
<b>Total</b>	<b>1,232</b>	<b>92.30%</b>	<b>1,320</b>	<b>90.80%</b>	<b>1,500</b>	<b>90.70%</b>	<b>1,429</b>	<b>89.20%</b>	<b>1,389</b>	<b>88.80%</b>



## UNDERGRADUATE DEGREE SEEKING STUDENTS YEAR-TO-YEAR RETENTION, GRADUATION AND ATTRITION RATES\* .....

FALL 2014 TO FALL 2018

	2014		2015		2016		2017		2018	
	N	%	N	%	N	%	N	%	N	%
Undergraduate Cohort	7,448		7,536		7,583		7,516		7,377	
Year-to-Year Retention Rate	5,255	71%	5,344	71%	5,354	71%	5,322	71%	5,092	69%
Year-to-Year Graduation Rate	1,635	22%	1,654	22%	1,586	22%	1,582	21%	1,657	22%
Year-to-Year Attrition Rate	558	7%	538	7%	643	7%	612	8%	628	9%

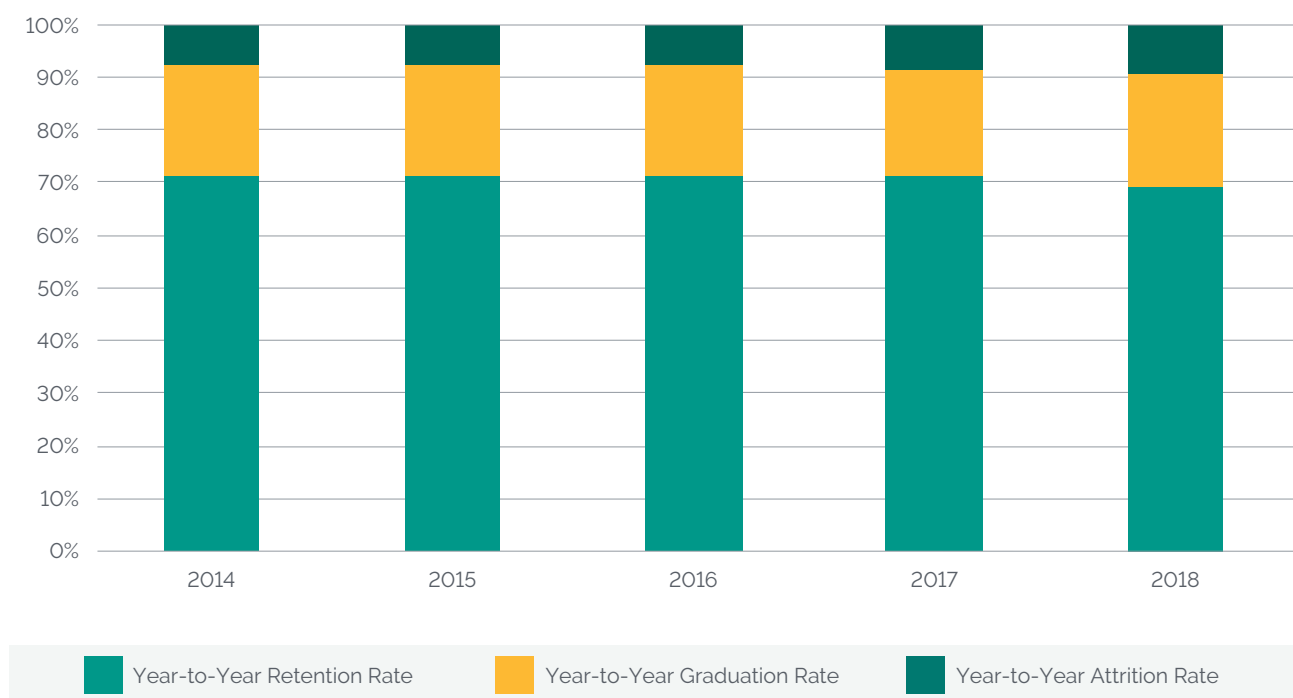
\* Only Undergraduate degree seeking students are included

\* Year-to-Year Retention Rate is the percentage of undergraduates from the specified fall cohort who are again enrolled in the next fall.

\* Year-to-Year Graduation Rate is the percentage of undergraduates enrolled in the specified fall cohort who graduated during the academic year (current fall, and the following spring, summer I and summer II).

\* Year-to-Year Attrition Rate is the percentage of students in the specified fall cohort who neither graduate nor continue studying in a degree program at the institution in the next fall.

Undergraduate, Degree Seeking Students  
Year-to-year Retention, Graduation and Attrition Rates



## ENROLLMENT IN SELECTIVE UNDERGRADUATE PROGRAMS .....

### FALL 2019

Program	Number of Students
Honors Program	206
Tomorrow's Leaders (undergraduate program)	90
Tomorrow's Leaders (graduate program)	19
USAID University Scholarship Program	241

## ENROLLMENT IN DISTANCE LEARNING PROGRAMS .....

### FALL 2019

Program	Number of Students
ProGreen Diploma	36

## ENROLLMENT IN THE SINARC PROGRAM\* .....

### ACADEMIC YEAR 2018–2019


Term	Number of Students	
	Beirut	New York
Fall 2018	3	19
Spring 2019	10	23
Summer 2019	12	7

\* SINARC students can transfer credits earned at LAU to their institutions.

## ENROLLMENT IN LAU CONTINUING EDUCATION (LAU CE) .....

### ACADEMIC YEAR 2018–2019

Category	Number of Students
	Beirut campus
Certificates & Diplomas	707
Professional Qualifications	36
Other Courses/Workshops	213





## DEGREES CONFERRED





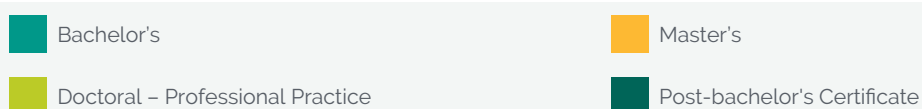
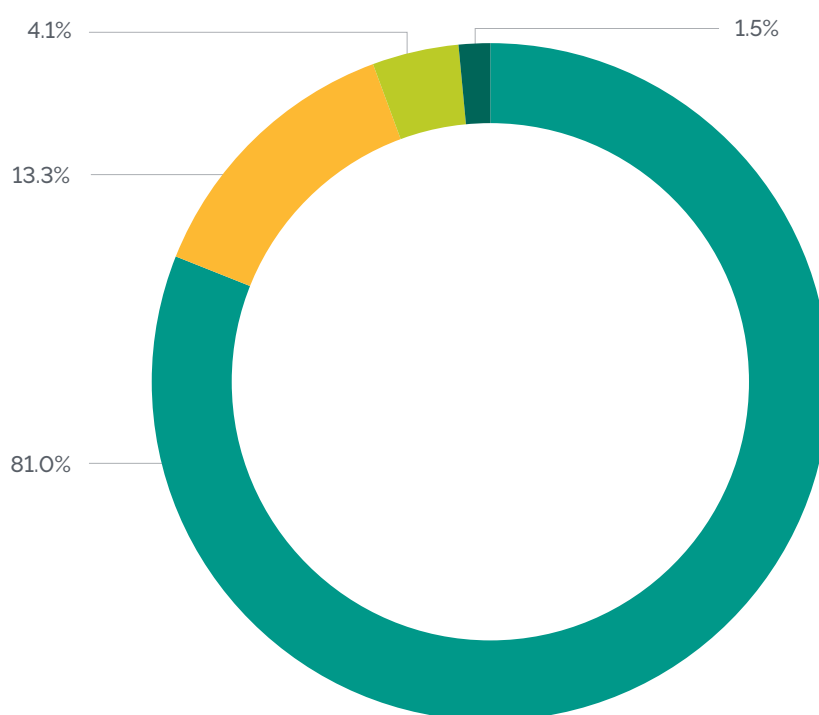


## DEGREES CONFERRED BY SCHOOL

JULY 1, 2018 TO JUNE 30, 2019

	Bachelor's	Master's	Doctoral – Professional Practice	Post-bachelor's Certificate	Total
School of Architecture and Design	187	–	–	–	187
School of Arts and Sciences	476	74	–	32	582
Adnan Kassar School of Business	753	198	–	–	951
School of Engineering	225	9	–	–	234
Gilbert and Rose-Marie Chagoury School of Medicine	–	–	52	–	52
Alice Ramez Chagoury School of Nursing	19	–	–	–	19
School of Pharmacy	66	–	36	–	102
Graduate Studies & Research	–	3	–	–	3
<b>Total</b>	<b>1,726</b>	<b>284</b>	<b>88</b>	<b>32</b>	<b>2,130</b>

*Degrees Conferred*





## DEGREES CONFERRED BY DEGREE LEVEL

JULY 1, 2018 TO JUNE 30, 2019

	2012 – 2013	2013 – 2014	2014 – 2015	2015 – 2016	2016 – 2017	2017 – 2018	2018 – 2019
Associate	27	15	12	6	–	2	–
Bachelor's	1,615	1,718	1,691	1,699	1,592	1,645	1,726
Master's	210	218	178	180	174	263	284
Doctoral – Professional Practice	50	61	69	81	78	76	88
Post-bachelor's Certificate	30	25	40	46	41	35	32
<b>Total</b>	<b>1,932</b>	<b>2,037</b>	<b>1,990</b>	<b>2,012</b>	<b>1,885</b>	<b>2,021</b>	<b>2,130</b>
<b>% change</b>	<b>4.1%</b>	<b>5.4%</b>	<b>-2.3%</b>	<b>1.1%</b>	<b>-6.3%</b>	<b>7.2%</b>	<b>5.4%</b>

*Degrees Conferred by Degree Level*



## UNDERGRADUATE DEGREE PROGRAMS AND MAJORS OFFERED .....

FALL 2019–2020

### School of Architecture and Design

#### Bachelor of Architecture (BARCH)

Architecture	176 credits
--------------	-------------

#### Bachelor of Fine Arts (BFA)

Interior Design	120 credits
-----------------	-------------

Fashion Design	128 credits
----------------	-------------

Graphic Design	110 credits
----------------	-------------

#### Bachelor of Arts (BA)

Fine Arts	92 credits
-----------	------------



## School of Arts And Sciences

### Bachelor of Arts (BA)

Arabic Language & Literature			92 credits
Communication			92 credits
English	With emphasis on	English Language English Literature	92 credits
History			92 credits
Multimedia Journalism			92 credits
Performing Arts			92 credits
Philosophy			92 credits
Political Science	92 credits	Political Science	92 credits
Political Science / International Affairs		Political Science / International Affairs	92 credits
Psychology	92 credits	Psychology	92 credits
Social Work and Community Development	92 credits	Social Work and Community Development	92 credits
Television and Film			92 credits
Translation	With emphasis on	French Translation Business Literature	92 credits

### Bachelor of Science (BS)

Applied Physics		94 credits
Bioinformatics		104 credits
Biology		96 credits
Chemistry		92 credits
Computer Science		92 credits
Mathematics		92 credits
Nutrition		94 credits
Nutrition & Dietetics – Coordinated Program		121 credits

### Special Degree

Diploma in Learning Disabilities and Giftedness		21 credits
Teaching Diploma in	Elementary Level Intermediate and Secondary Level	21 credits





## Adnan Kassar School of Business

### Bachelor of Science (BS)

Business Studies	With emphasis on	Accounting Banking and Finance Family and Entrepreneurial Business International Business Information Technology Management Management Marketing	92 credits
Economics			92 credits
Hospitality and Tourism Management			92 credits

## School of Engineering

### Bachelor of Engineering (BE)

Civil Engineering	150 credits
Computer Engineering	150 credits
Electrical Engineering	150 credits
Industrial Engineering	150 credits
Mechanical Engineering	150 credits
Mechatronics Engineering	150 credits
Petroleum Engineering	150 credits

### Special Degree

Pro Green Diploma (in collaboration with the American University of Beirut and The American University of Cairo)	18 credits
--	------------

## Alice Ramez Chagoury School of Nursing

### Bachelor of Science (BS)

Nursing	103 credits
---------	-------------

## School of Pharmacy

### Bachelor of Science (BS)

Pharmacy	174 credits
----------	-------------



## GRADUATE DEGREE PROGRAMS AND MAJORS OFFERED .....

### FALL 2019–2020

#### School of Architecture & Design

##### Mutaz & Rada Sawwaf Master of Arts (MA)

Islamic Art	30 credits
-------------	------------

#### School of Arts and Sciences

##### Master of Arts (MA)

Education	30 credits
International Affairs	30 credits
Migration Studies	30 credits
Interdisciplinary Gender Studies	30 credits

##### Master of Science (MS)

Computer Science	30 credits
Applied and Computational Mathematics	30 credits
Molecular Biology	30 credits
Nutrition	30 credits

#### Adnan Kassar School of Business

##### Master of Business Administration (MBA)

Business Administration	39 credits
-------------------------	------------

##### Executive Master's Program (EMBA)

Business Administration	36 credits
-------------------------	------------

##### Master of Arts (MA)

Applied Economics	30 credits
-------------------	------------

##### Master of Law (LLM)

Business Law	30 credits
--------------	------------

##### Master of Science (MS)

Human Resources Management	30 credits
----------------------------	------------

## School of Engineering

### Master of Science in Engineering (MSE)

Civil and Environmental Engineering	Infrastructure and Construction Management Environmental Science, Engineering and Management Engineering Mechanics	30 credits
Computer Engineering	Computer Engineering Computer and Communication Engineering	30 credits
Industrial Engineering and Engineering Management	Engineering Management	30 credits
Mechanical Engineering		30 credits

## School of Pharmacy

### Master of Science (MS)

Pharmaceutical Development and Management	36 credits
---	------------

## Office of Graduate Studies & Research

### Executive Masters of Arts (EMAAS)

Actuarial Science	36 credits
-------------------	------------

## DOCTORAL – PROFESSIONAL PRACTICE DEGREE PROGRAMS AND MAJORS OFFERED .....

ACADEMIC YEAR 2019–2020

## Gilbert and Rose-Marie Chagoury School of Medicine

Doctor of Medicine (MD)

## School of Pharmacy

Doctor of Pharmacy (PharmD) 201 credits \*

\* Includes 174 credits as required for Bachelor of Science in Pharmacy degree in addition to 27 credits required for Doctor of Pharmacy degree.





## BACHELOR'S DEGREES 150% GRADUATION RATES

### ENTERING COHORTS 2009–2013

	2009		2010		2011		2012		2013	
	N	%	N	%	N	%	N	%	N	%
Bachelor of Arts and Bachelor of Science (3 years)	902	75.8%	830	78.2%	887	79.7%	818	79.8%	863	76.5%
Bachelor of Arts and Bachelor of Science (4 years)	–	–	–	–	–	–	–	–	13	84.6%
Bachelor of Engineering	205	76.6%	183	83.6%	262	82.4%	250	85.2%	279	79.6%
Bachelor of Pharmacy	110	59.1%	90	82.2%	102	75.5%	76	n.a.	81	n.a.
Bachelor of Architecture	58	87.9%	80	90.0%	50	88.0%	50	n.a.	48	n.a.
Bachelor of Arts in Interior Architecture	14	92.9%	33	84.9%	29	86.2%	38	86.8%	35	82.9%
<b>Total Bachelor's Degrees</b>	<b>1,289</b>	<b>75.3%</b>	<b>1,216</b>	<b>80.3%</b>	<b>1,330</b>	<b>80.4%</b>	<b>1,232</b>	<b>n.a.</b>	<b>1,319</b>	<b>n.a.</b>

\* **150% graduation rate** is the percentage of students entering the institution as full-time, first-time, degree seeking undergraduate students in the specified fall cohort who have completed their degree within 150 percent of normal time to completion.

Bachelor of Arts and Bachelor of Science: 4.5 years

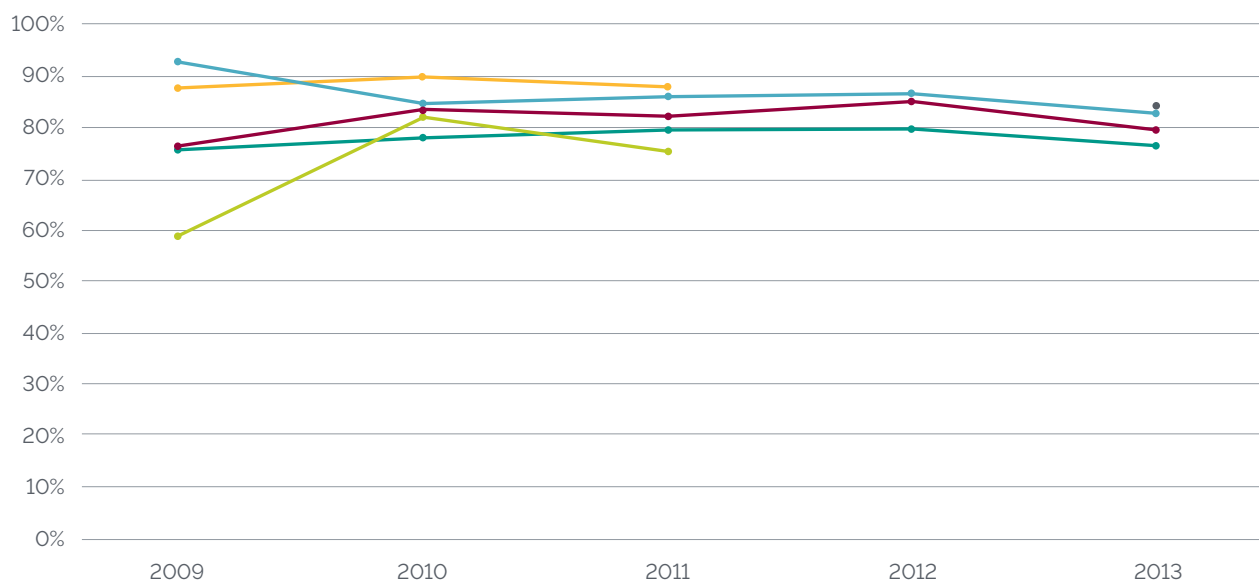
Bachelor of Engineering: 6 years

Bachelor of Pharmacy: 7.5 years

Bachelor of Architecture: 7.5 years

Bachelor of Interior Architecture: 6 years

### Bachelor's Degrees 150% Graduation Rates





## BACHELOR'S DEGREES SIX-YEAR GRADUATION RATES .....

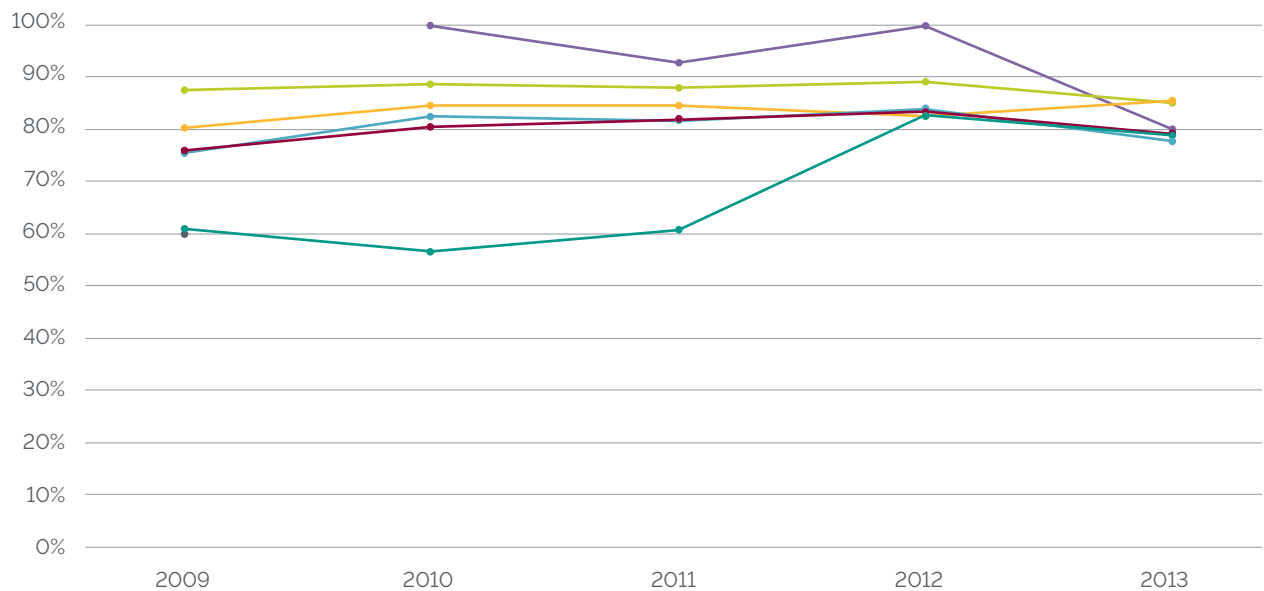
### ENTERING COHORTS 2009–2013

	2009		2010		2011		2012		2013	
	N	%	N	%	N	%	N	%	N	%
School of Architecture and Design	177	80.2%	202	84.7%	143	84.6%	127	82.7%	131	85.5%
School of Arts and Sciences	313	76.0%	374	80.5%	391	81.8%	406	83.5%	404	79.2%
Adnan Kassar School of Business	474	87.6%	357	88.8%	404	88.1%	352	89.2%	399	85.2%
School of Engineering	205	75.6%	183	82.5%	262	81.7%	250	84.0%	279	77.8%
Alice Ramez Chagoury School of Nursing	–	–	10	100.0%	28	92.9%	21	100.0%	25	80.0%
School of Pharmacy	110	60.9%	90	56.7%	102	60.8%	76	82.9%	81	79.0%
No College Designated	10	60.0%	–	–	–	–	–	–	–	–
<b>Total Bachelor's Degrees</b>	<b>1,289</b>	<b>79.4%</b>	<b>1,216</b>	<b>82.3%</b>	<b>1,330</b>	<b>82.6%</b>	<b>1,232</b>	<b>85.4%</b>	<b>1,319</b>	<b>81.3%</b>

\* **Six-year graduation rate** is the percentage of students entering the institution as full-time, first-time, degree seeking undergraduate students in the specified fall cohort who have completed their degree within six years.



*Bachelor's Degrees Six-year Graduation Rates*



- |  |   |
|--|---|
| <span style="color: orange;">—●—</span> School of Architecture and Design      | <span style="color: maroon;">—●—</span> School of Arts and Sciences |
| <span style="color: yellow-green;">—●—</span> Adnan Kassas School of Business  | <span style="color: lightblue;">—●—</span> School of Engineering    |
| <span style="color: purple;">—●—</span> Alice Ramez Chagoury School of Nursing | <span style="color: teal;">—●—</span> School of Pharmacy            |
| <span style="color: grey;">—●—</span> No College Designated                    |   |



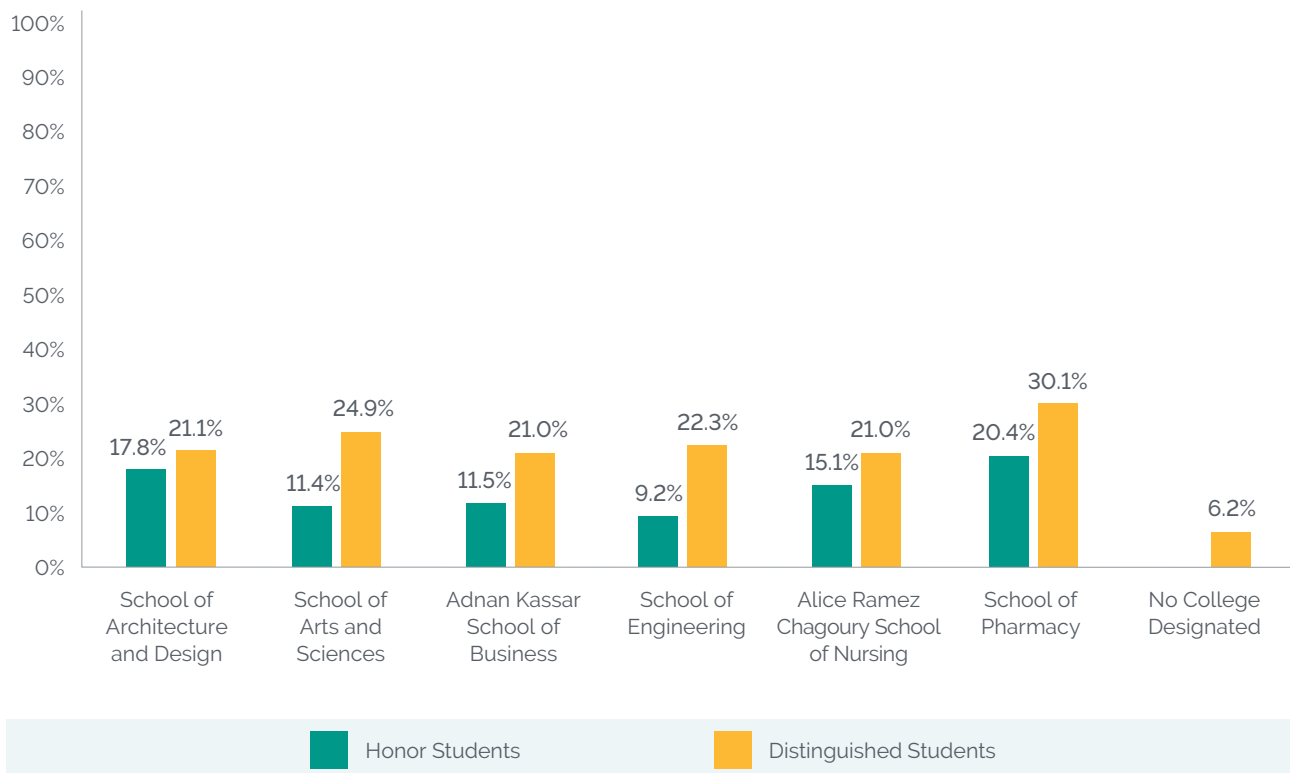
# ACADEMIC AND STUDENT RELATED INFORMATION



## HONOR AND DISTINGUISHED UNDERGRADUATE STUDENTS ..... FALL 2019

	Undergraduate Enrolled Students	Honor Students		Distinguished Students	
		Number of Students	% of Enrolled Students	Number of Students	% of Enrolled Students
School of Architecture and Design	790	141	17.8%	167	21.1%
School of Arts and Sciences	2,349	267	11.4%	584	24.9%
Adnan Kassar School of Business	2,217	255	11.5%	466	21.0%
School of Engineering	1,413	130	9.2%	315	22.3%
Alice Ramez Chagoury School of Nursing	119	18	15.1%	25	21.0%
School of Pharmacy	432	88	20.4%	130	30.1%
No College Designated	113	–	0.0%	7	6.2%
<b>Total</b>	<b>7,433</b>	<b>899</b>	<b>12.1%</b>	<b>1,694</b>	<b>22.8%</b>

*Honor and Distinguished Undergraduate Students*



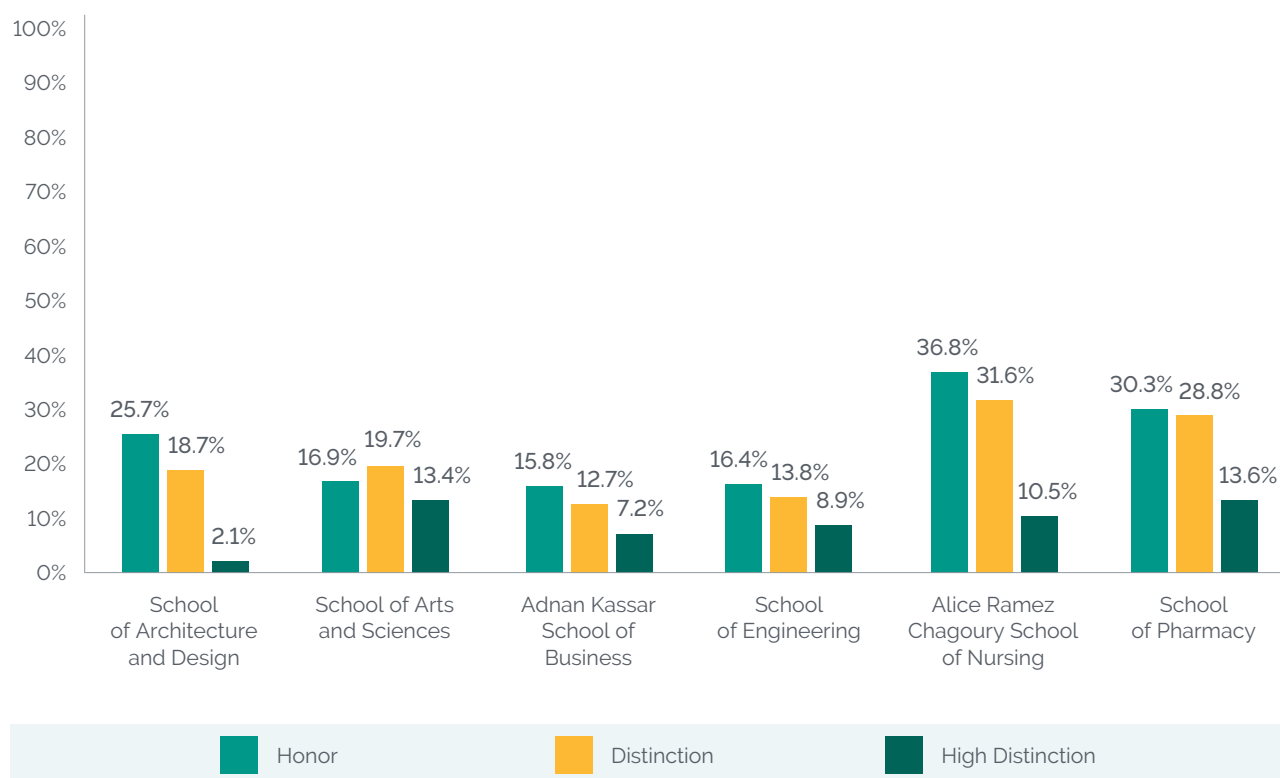
## HONOR, DISTINCTION AND HIGH DISTINCTION GRADUATING STUDENTS

ACADEMIC YEAR 2018–2019\*

	Graduating Students	Honor		Distinction		High Distinction	
		Number of Students	% of Graduating Students	Number of Students	% of Graduating Students	Number of Students	% of Graduating Students
School of Architecture & Design	187	48	25.7%	35	18.7%	4	2.1%
School of Arts & Sciences	508	86	16.9%	100	19.7%	68	13.4%
Adnan Kassab School of Business	753	119	15.8%	96	12.7%	54	7.2%
School of Engineering	225	37	16.4%	31	13.8%	20	8.9%
Alice Ramez Chagoury School of Nursing	19	7	36.8%	6	31.6%	2	10.5%
School of Pharmacy	66	20	30.3%	19	28.8%	9	13.6%
<b>Total</b>	<b>1,758</b>	<b>317</b>	<b>18.0%</b>	<b>287</b>	<b>16.3%</b>	<b>157</b>	<b>8.9%</b>

\* Includes only undergraduate students.

### Honor, Distinction and High Distinction Graduating Students



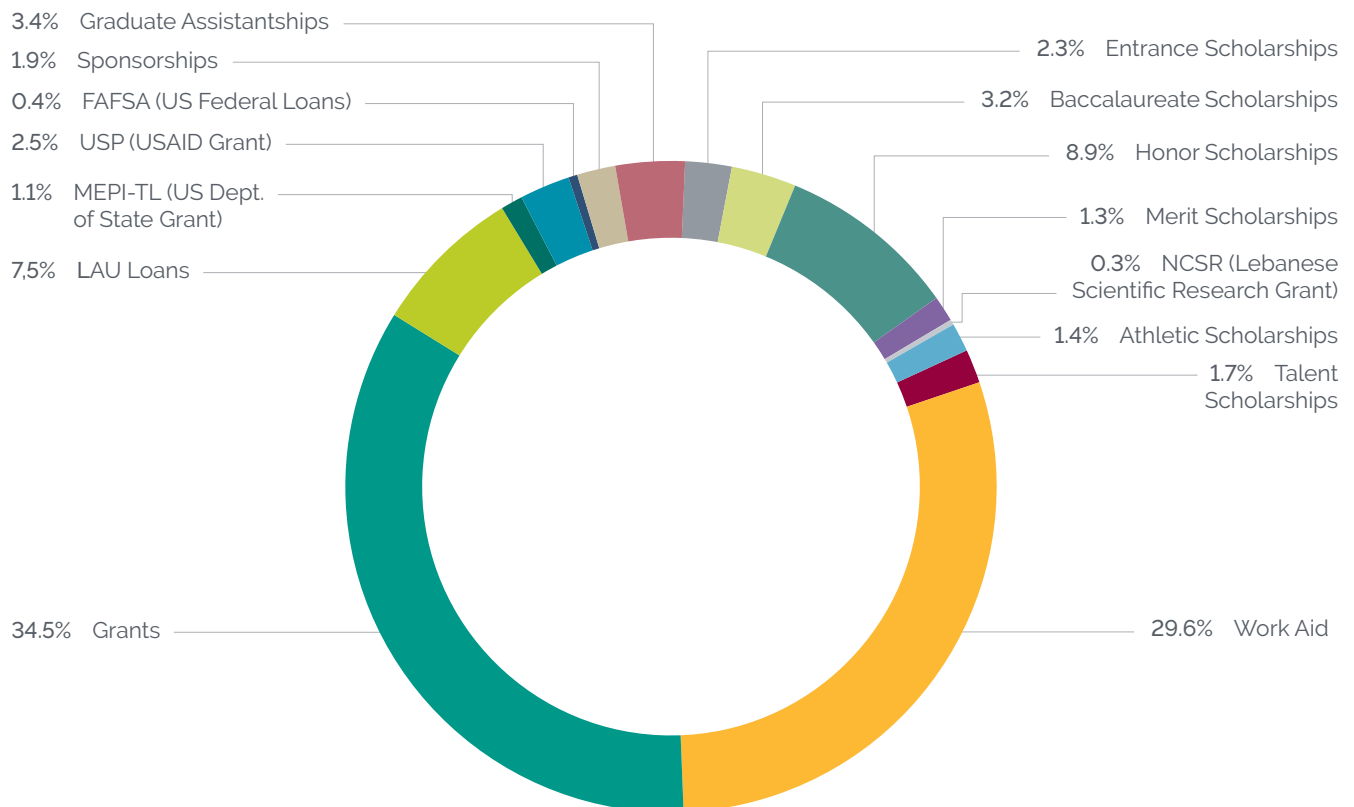
## STUDENT FINANCIAL AID PROGRAM

ACADEMIC YEAR 2018–2019

Type of Aid AY 2018–2019	Count	Amount
Entrance Scholarships	219	\$847,300.70
Baccalaureate Scholarships	306	\$2,900,740.50
Honor Scholarships	848	\$3,581,852.20
Merit Scholarships	121	\$2,139,444.10
NCSR (Lebanese Scientific Research Grant)	25	\$534,385.00
Athletic Scholarships	135	\$323,169.10
Talent Scholarships	159	\$928,359.75
Work Aid	2805	\$5,038,070.30
Grants	3268	\$15,164,098.92
LAU Loans	710	\$1,018,676.39
MEPI-TL (US Dept. of State Grant)	103	\$457,970.50
USP (USAID Grant)	237	\$1,525,376.65
FAFSA (US Federal Loans)	42	\$385,627.00
Sponsorships	181	\$1,034,726.55
Graduate Assistantships	326	\$2,009,265.86
<b>Total</b>	<b>4824</b>	<b>\$37,889,063.52</b>

**\*\*** Duplicates occur at the level of the number of awards as a student may benefit from more than one type of financial aid, yet the total financial aid headcount is unduplicated.

### Student Financial Aid Program



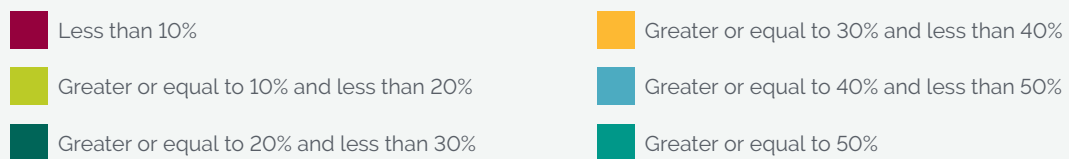
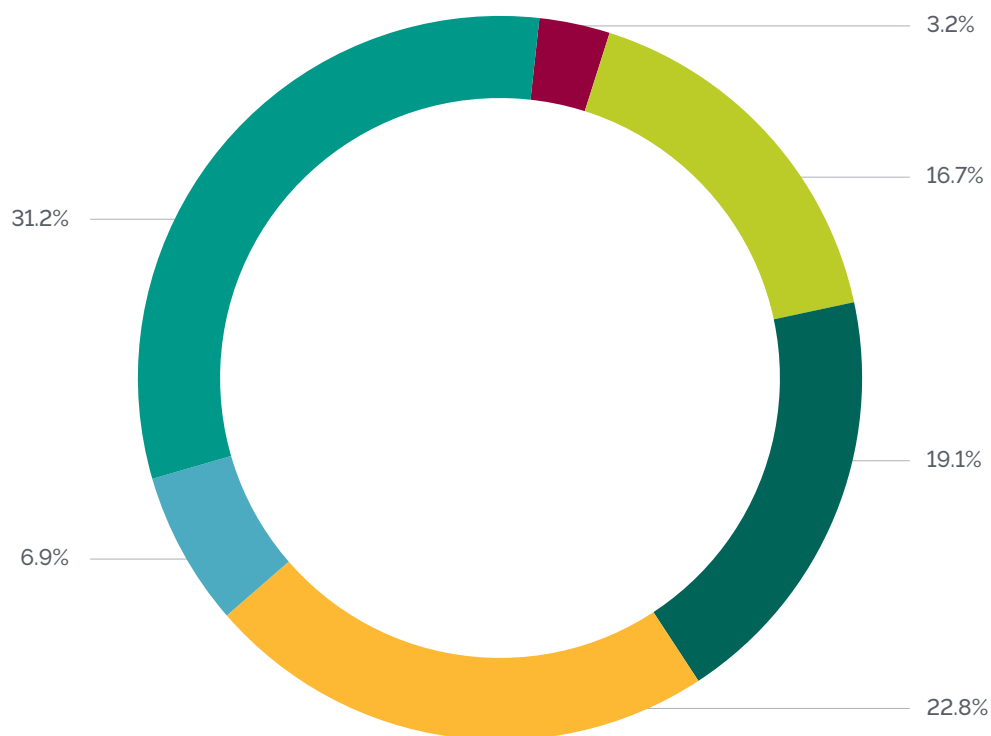


## DISTRIBUTION OF FINANCIAL AID AWARDS

ACADEMIC YEAR 2018–2019

	Number of Students	Total Yearly Tuition	Total Yearly Financial Aid
Less than 10%	142	\$2,231,090.00	\$205,071.75
Greater or equal to 10% and less than 20%	753	\$13,880,180.00	\$2,173,863.72
Greater or equal to 20% and less than 30%	860	\$16,251,123.00	\$4,021,808.65
Greater or equal to 30% and less than 40%	1027	\$19,073,475.00	\$6,503,626.29
Greater or equal to 40% and less than 50%	310	\$6,051,959.00	\$2,687,121.58
Greater or equal to 50%	1404	\$26,801,370.00	\$19,902,678.67
<b>Total</b>	<b>4496</b>	<b>\$84,289,197.00</b>	<b>\$35,494,170.66</b>

*Distribution of Financial Aid Awards*



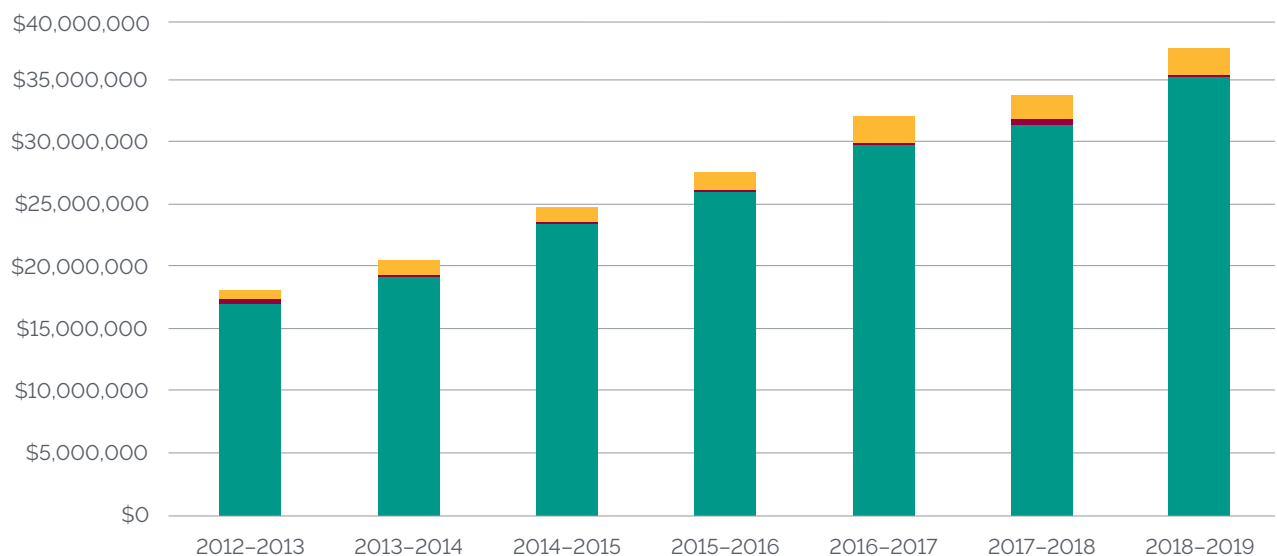


## TRENDS IN FINANCIAL AID BUDGET

ACADEMIC YEAR 2018–2019

	2012 – 2013	2013 – 2014	2014 – 2015	2015 – 2016	2016 – 2017	2017 – 2018	2018 – 2019
Financial Aid	\$17,230,919.79	\$19,252,078.91	\$23,552,807.00	\$26,254,274.77	\$30,043,644.84	\$31,720,027.92	\$35,494,170.66
FAFSA	\$377,377.00	\$398,566.00	\$418,986.00	\$329,811.00	\$361,484.00	\$395,329.00	\$385,627.00
Graduate Assistantships	\$921,240.15	\$1,133,394.00	\$1,181,898.72	\$1,249,609.62	\$2,103,827.25	\$1,948,183.40	\$2,009,265.86
<b>Total</b>	<b>\$18,529,536.94</b>	<b>\$20,784,038.91</b>	<b>\$25,153,691.72</b>	<b>\$27,833,695.39</b>	<b>\$32,508,956.09</b>	<b>\$34,063,540.32</b>	<b>\$37,889,063.52</b>

*Trends in Financial Aid Budget*



Financial Aid

FAFSA

Graduate Assistantships

## TUITION AND FEES

### ACADEMIC YEAR 2019–2020

The average undergraduate tuition for the academic year 2019-2020 is \$20,172 per year and the average graduate tuition is \$13,349 per year. Annual tuition fees for doctoral/professional practice programs amount to \$33,822 for students in the School of Medicine and \$26,400 for PharmD students. Tuition varies depending on the degree program.

Program	Undergraduate Per Term Rate (*)	Per Credit Rate
<b>SCHOOL OF ARCHITECTURE &amp; DESIGN</b>		
<b>Undergraduate Program</b>		
Bachelor of Architecture	\$10,200	\$854
BA in Fashion Design	\$10,200	\$854
BA in Fine Arts	\$10,200	\$854
BS in Graphic Design	\$10,200	\$854
BA in Interior Architecture	\$10,200	\$854
BS in Interior Design	\$10,200	\$854
<b>Graduate Program (**)</b>		
MA in Islamic Art	–	\$867
<b>SCHOOL OF ARTS AND SCIENCES</b>		
BA in Arabic Language and Literature	\$8,382	\$698
BA in Communication Arts/Communication	\$9,319	\$779
BA in English	\$8,382	\$698
BA in History	\$8,382	\$698
BA in Multimedia Journalism	\$9,319	\$779
BA in Performing Arts	\$9,319	\$779
BA in Philosophy	\$8,382	\$698
BA in Political Science	\$8,382	\$698
BA in Political Science/International Affairs	\$8,382	\$698
BA in Psychology	\$8,382	\$698
BA in Social Work	\$8,382	\$698
BA in Television and Film	\$9,319	\$779
BA in Translation	\$8,382	\$698
BS in Bioinformatics	\$9,319	\$779
BS in Biology	\$9,319	\$779
BS in Chemistry	\$9,319	\$779
BS in Computer Science	\$9,319	\$779
BS in General Science	\$9,319	\$779
BS in Mathematics	\$9,275	\$775
BS in Nutrition	\$9,319	\$779

Program	Undergraduate Per Term Rate (*)	Per Credit Rate
<b>SCHOOL OF ARTS AND SCIENCES</b>		
BS in Nutrition and Dietetics (Coordinated Program)	–	\$814
Bridge-Arts	\$8,382	\$698
Bridge-Science	\$9,319	\$779
Dietetics Internship	–	\$773
Freshman	\$8,423	\$701
Intensive English	\$7,900	\$658
Teaching Diploma	\$8,382	\$698
Diploma in Learning Disabilities & Giftedness	\$8,382	\$698
Regent's College Degree	\$9,319	\$779
<b>Graduate programs (**)</b>		
MA in Education	–	\$780
MA in Interdisciplinary Gender Studies	–	\$780
MA in International Affairs	–	\$780
MA in Multimedia Journalism	–	\$780
MA in Migration Studies	–	\$780
MS in Applied and Computational Mathematics	–	\$814
MS in Molecular Biology	–	\$814
MS in Computer Science	–	\$814
<b>ADNAN KASSAR SCHOOL OF BUSINESS</b>		
<b>Undergraduate Programs</b>		
Bridge program	\$9,938	\$827
<b>Graduate Programs (**)</b>		
Executive Master of Business Administration (**)	–	\$900
LLM in Business Law	–	\$882
MA in Applied Economics	–	\$882
Master of Business Administration (MBA)	–	\$882
MS in Human Resources Management	–	\$882
QBA (Remedial MBA Course)	–	\$882
<b>Interdisciplinary</b>		
Executive MA in Actuarial Science	–	\$900



Program	Undergraduate Per Term Rate (*)	Per Credit Rate
<b>SCHOOL OF ENGINEERING</b>		
<b>Undergraduate Program</b>		
BE in Civil Engineering	\$10,154	\$848
BE in Computer Engineering	\$10,154	\$848
BE in Industrial Engineering	\$10,154	\$848
BE in Electrical Engineering	\$10,154	\$848
BE in Mechanical Engineering	\$10,154	\$848
BE in Petroleum Engineering	\$10,154	\$848
BE in Mechatronics Engineering	\$10,154	\$848
<b>Graduate Program (**)</b>		
MS in Civil and Environmental Engineering	–	\$891
MS in Computer Engineering	–	\$891
MS in Industrial Engineering and Engineering Management	–	\$891
<b>ALICE RAMEZ CHAGOURY SCHOOL OF NURSING</b>		
<b>Undergraduate Program</b>		
BS in Nursing - New students AY 2019–2020	\$7,135	\$597
Continuing students AY 2018–2019	\$6,926	\$580
Continuing students AY 2017–2018	\$6,676	\$559
Continuing students AY 2016–2017	\$6,450	\$540
Continuing students AY 2015–2016	\$6,084	\$510
Continuing students AY 2014–2015	\$6,084	\$510
<b>SCHOOL OF PHARMACY</b>		
<b>Undergraduate Program</b>		
BS in Pharmacy	\$10,850	\$906
<b>Graduate Program (**)</b>		
MS in Pharmaceutical Development & Management	–	\$779
<b>OTHER</b>		
New York Academic Center	–	\$945
Special Students	\$10,967	\$912
Undecided Major	\$9,319	\$779

Program	Annual Tuition
<b>GILBERT AND ROSE-MARIE CHAGOURY SCHOOL OF MEDICINE</b>	
<b>MD Program</b>	
New students AY 2019–2020	\$33,822
Continuing students AY 2018–2019	\$32,837
Continuing students AY 2017–2018	\$31,650
Continuing students AY 2016–2017	\$30,430
Continuing students AY 2015–2016	\$28,704
Continuing students AY 2014–2015	\$28,704
Continuing students AY 2013–2014	\$26,400

<b>SCHOOL OF PHARMACY</b>	
Doctor of Pharmacy - PharmD	\$26,400

(\*) 12 or more credit hours per term

(\*\*) Graduate Programs per credit

(\*\*\*) Research Doctoral fees are offered to PhD candidates of other universities using the LAU labs.

Exchange rate: 1 US Dollar = Lebanese Pounds 1,507.50





## STUDENT HOUSING

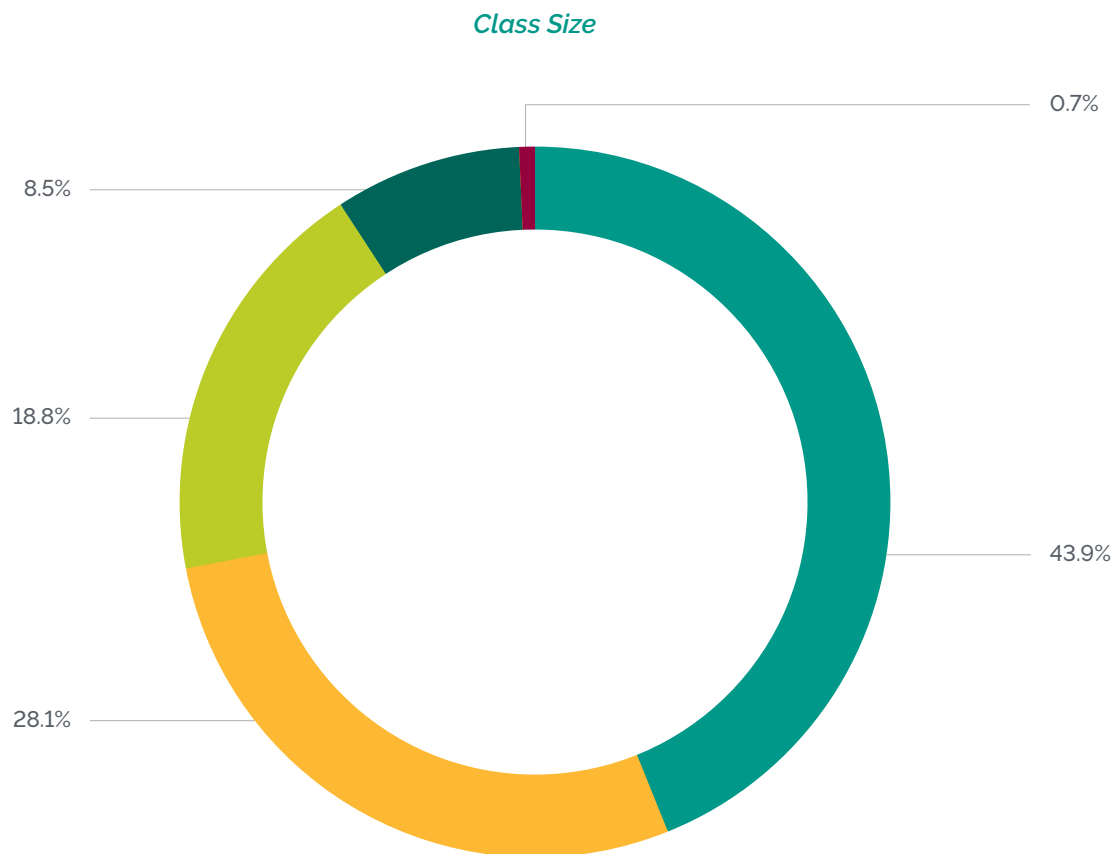
FALL 2019

	Number of Rooms Available	Number of Residents	Number of Rooms Occupied	Occupancy Rate
<b>RESIDENCE HALL FOR FEMALES</b>				
<b>Beirut campus</b>				
Santona Residence	37	69 Students/ 1 Faculty	37	100%
Berkeley Hotel	23	47	21	91%
<b>Byblos campus</b>				
Residence Hall Block B	61	97 students / 1 faculty	61	100%
Nacouzi (LAU-sponsored)	12	23	12	100%
<b>RESIDENCE HALL FOR MALES</b>				
<b>Beirut campus</b>				
Santona Residence	15	25	15	100%
Berkeley Hotel	24	40	22	91%
<b>Byblos campus</b>				
Residence Hall Block B	45	73	45	100%
Residence Hall Block C	12	19	10	83%
<b>Average Housing Fees per Year AY 2019–2020</b>				
	<b>Beirut campus</b>	<b>Byblos campus</b>	<b>University wide</b>	
Single Room	\$11,104	\$6,870	\$8,987	
Shared Room	\$7,210	\$4,485	\$5,848	

## CLASS SIZE

FALL 2019

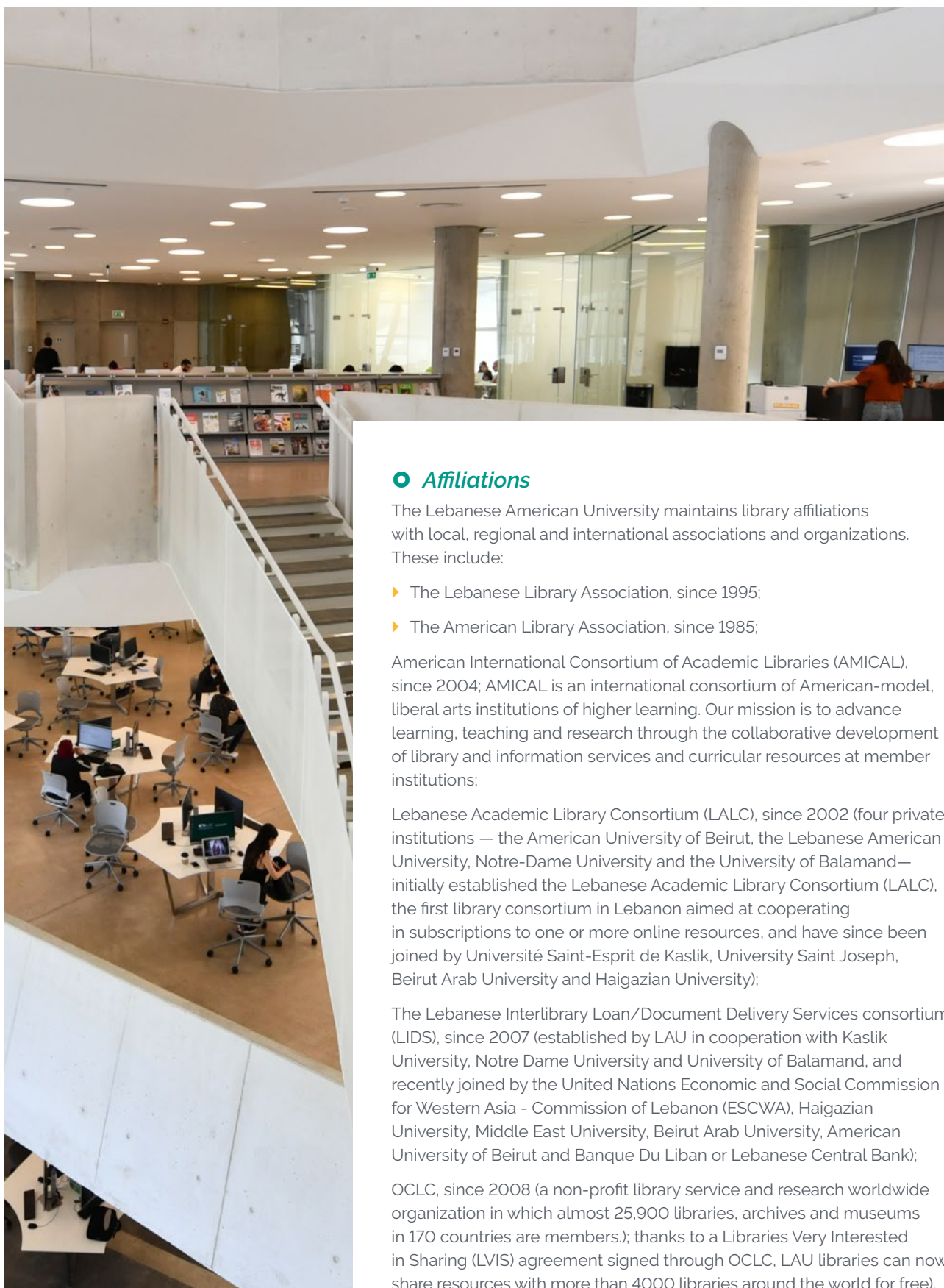
Schedule Type	1 – 20	21 – 30	31 – 40	41 – 50	Above 50
Lab	174	35	4	–	–
Language	52	202	3	–	–
Lecture	354	217	301	141	12
Seminar	5	1	–	–	–
Studio	149	15	6	1	–
<b>Total</b>	<b>734</b>	<b>470</b>	<b>314</b>	<b>142</b>	<b>12</b>





## LIBRARY AND OTHER INFORMATION RESOURCES .....

ACADEMIC YEAR 2018–2019



### ● *Affiliations*

The Lebanese American University maintains library affiliations with local, regional and international associations and organizations. These include:


- ▶ The Lebanese Library Association, since 1995;
- ▶ The American Library Association, since 1985;

American International Consortium of Academic Libraries (AMICAL), since 2004; AMICAL is an international consortium of American-model, liberal arts institutions of higher learning. Our mission is to advance learning, teaching and research through the collaborative development of library and information services and curricular resources at member institutions;

Lebanese Academic Library Consortium (LALC), since 2002 (four private institutions — the American University of Beirut, the Lebanese American University, Notre-Dame University and the University of Balamand— initially established the Lebanese Academic Library Consortium (LALC), the first library consortium in Lebanon aimed at cooperating in subscriptions to one or more online resources, and have since been joined by Université Saint-Esprit de Kaslik, University Saint Joseph, Beirut Arab University and Haigazian University);

The Lebanese Interlibrary Loan/Document Delivery Services consortium (LIDS), since 2007 (established by LAU in cooperation with Kaslik University, Notre Dame University and University of Balamand, and recently joined by the United Nations Economic and Social Commission for Western Asia - Commission of Lebanon (ESCWA), Haigazian University, Middle East University, Beirut Arab University, American University of Beirut and Banque Du Liban or Lebanese Central Bank);

OCLC, since 2008 (a non-profit library service and research worldwide organization in which almost 25,900 libraries, archives and museums in 170 countries are members.); thanks to a Libraries Very Interested in Sharing (LVIS) agreement signed through OCLC, LAU libraries can now share resources with more than 4000 libraries around the world for free).



## Library and Other Information Resources 2018–2019

### Expenditures / FTE Student

Materials	\$239
Salaries & Wages (permanent staff)	\$151
Salaries & Wages (student employees)	\$18
Other Operating expenses	\$101

### Collections

Percent available physically	36%
Percent available electronically	64%
Number of digital repositories	7,391

### Personnel (FTE)

Librarians - Beirut campus	13
Librarians - Byblos campus	8
Other library personnel - Beirut campus	8
Other library personnel - Byblos campus	5

### Availability/attendance

Hours of operation/week – Beirut campus	97.50
Hours of operation/week – Byblos campus	92.50

### Consortia/Partnerships

Lebanese Academic Library Consortium (LALC) <http://lalc.lau.edu.lb/>

Lebanese ILL/DD Services Consortium (LIDS) <https://www.facebook.com/LIDS-Consortium-714676411911054/>

AMICAL Consortium <https://www.amicalnet.org/>

## INFORMATION TECHNOLOGY RESOURCES

ACADEMIC YEAR 2018–2019

Information Technology Resources	
COURSE MANAGEMENT SYSTEM	
Number of classes using the system	1,749
Number of students (having seats) on system	53,772
BANDWIDTH	
On-Campus Network	10 Gbps
Off-Campus Access – Commodity Internet	1.6 Gbps
Wireless Protocol(s)	802.11 b/g/n
NETWORK	
Percent of residence halls connected to network	
Wired	100%
Wireless	100%
Percent of classrooms connected to network	
Wired	100%
Wireless	100%
Public wireless ports	7,000
Public computers connected to network	1,601
Public computers connected to network in libraries	338
MULTIMEDIA CLASSROOMS (PERCENT)	
Beirut campus	100%
Byblos campus	100%
SMART CLASSROOMS	
Beirut campus	74 classrooms/17 labs
Byblos campus	55 classrooms/80 labs
New York campus	10
COMPUTERS AND LAPTOPS	
Beirut campus	562
Byblos campus	1,138
IT PERSONNEL (FTE)	
Beirut campus	30.0
Byblos campus	12.0

## Software Systems and Versions

Students	Banner 9
Finances	E-business Suite v 12.1.3
Human Resources	E-business Suite v 12.1.3
Advancement	Raiser's Edge 7.96
Library	Olib 9 SP11, Ereserve 5.7, Print Management Plus 8.0, Annahar
Portfolio Management	Internally developed for the School of Pharmacy
Interactive Video Conferencing	CISCO





## STUDENT CLUBS

Clubs are initiated and organized by students, for students, and focus on a wide range of interests including academic majors, culture, sports, human rights and the arts. They provide students with opportunities to engage in extracurricular pursuits and hobbies and to establish diverse relationships, thereby contributing to LAU's goal of developing the whole person.

### ● *Beirut Campus*

UNESCO Club	Aie Club	Chess Club (Beirut Chess Club)
Red Cross Club	Journalism Club	The I in Ethics Club
Music Club	Astronomy Club	Science Club
Finance Club	Psychology Club	Education Club
Hiking & Camping Club	Computer Science Club	Poetry Club
Social Work Club	Cycling Club	Entrepreneurship Club
Human Rights Club	Economics Club	Discover Lebanon
Debate Club	Environment Club	Arts Club
International Affairs Club	Citizenship Club	Armenian Club
Civic Welfare Club	TEDxLAU Club	Syrian Cultural Club
Nutrition Club	Gamers Club	Palestinian Cultural Club
Safety Awareness Club	Hospitality Club	Jordanian Cultural Club
Pre-Med Club	Fashion Club	Russian Cultural Club
Event Organization Club	Photography Club	Japanese Group
Animal Care Club	Bioinformatics Club	

### ● *Byblos Campus*

180 Degrees NGO Consulting Club	Family Business and Entrepreneurship Club
American Society of Mechanical Engineers Club (ASME)	Human Rights Club
American Society of Civil Engineers Club (ASCE)	IEEE-Student Branch
Architecture Reading Group Club	IIE (Institute of Industrial Engineers) Club
Armenian Club	International Affairs Club
Association for Computer Machinery Club (ACM)	Lebanese Medical Students International Committee (LeMSIC)
Artificial Intelligence and Cognitive Science Club (AICS)	Medical Students Association (MSA) Club
Astronomy Club	Music Club
Bioinformatics Club	NAPHAS Club
Book Club	Nursing Club
Cedars Club	Nutrition Club
Chem Club	Palestinian Club
CHESS Club	Petroleum Club
Civic Welfare Club	Photography Club
Consulting Club	Poetry Club
Dance Club	Premedical Society Club
Debate Club	Psychology Club
Discovery 4 Views Club	Robotics Club
Economics Club	Rotaract Club
Engineers Without Borders Club	Skiing Club
Environmental Club	Social-Campus Life Club
Event Planning Club	Student Volunteering Club
First Responder Club	The Animal Rights Club
Football Fan Club	

## CENTERS AND INSTITUTES

The Lebanese American University boasts a total of 21 specialized centers and institutes, offering vast opportunities for research and training. These centers and institutes hold conferences, workshops, seminars and community outreach programs throughout the year, providing specialized knowledge, training and access to information and resources to students, researchers, faculty and professionals around the globe.

### Centers and Institutes

Arab Institute for Women

Center for Innovative Learning

Center for Lebanese Heritage

Center for Lebanese Studies

CISCO Institute

Clinical Simulation Center

Early Childhood Center

Institute for Banking and Finance

Institute for Human Genetics

Institute for Media, Research and Training

Institute for Migration Studies

Institute for Social Justice and Conflict Resolution

Institute of Family and Entrepreneurial Business

Institute of Hospitality and Tourism Management Studies

Institute of Human Resources

Institute of Islamic Art and Architecture

LAU Fouad Makhzoumi Innovation Center

Software Institute

Summer Institute for Intensive Arabic Language and Culture

Teacher Training Institute

Urban Planning Institute



## FACULTY AND STAFF

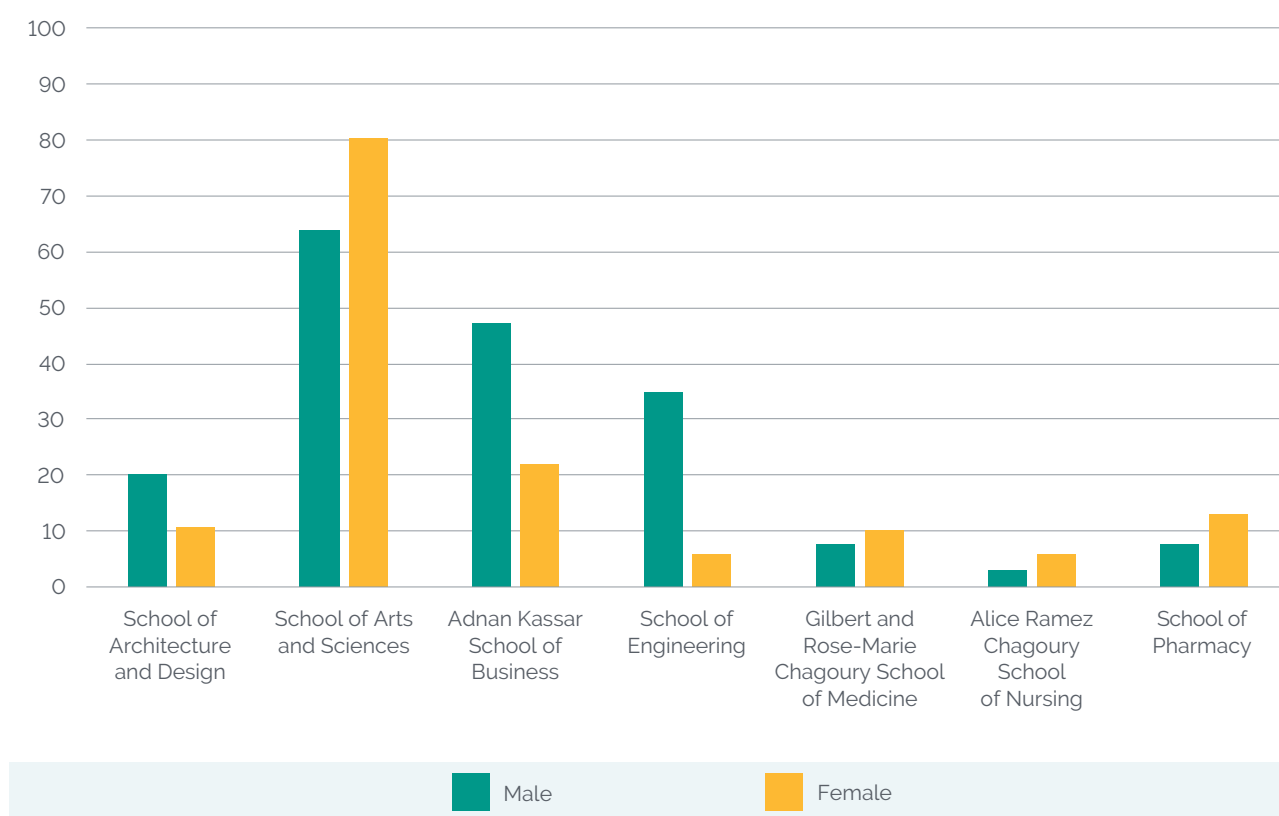


## FULL-TIME FACULTY BY GENDER AND SCHOOL

FALL 2019

	Male	Female	Total
School of Architecture and Design	20	11	31
School of Arts and Sciences	64	80	144
Adnan Kassar School of Business	47	22	69
School of Engineering	35	6	41
Gilbert and Rose-Marie Chagoury School of Medicine	8	10	18
Alice Ramez Chagoury School of Nursing	3	6	9
School of Pharmacy	8	13	21
<b>Total</b>	<b>185</b>	<b>148</b>	<b>333</b>

*Full-time Faculty by Gender and School*



## PHYSICIANS AT LAU MEDICAL CENTER-RIZK HOSPITAL

ACADEMIC YEAR 2019-2020

	Female	Male	Total
Full-Time Physicians	28	46	74
Part-Time Physicians	24	108	132



## FULL-TIME FACULTY BY RANK, GENDER AND SCHOOL .....

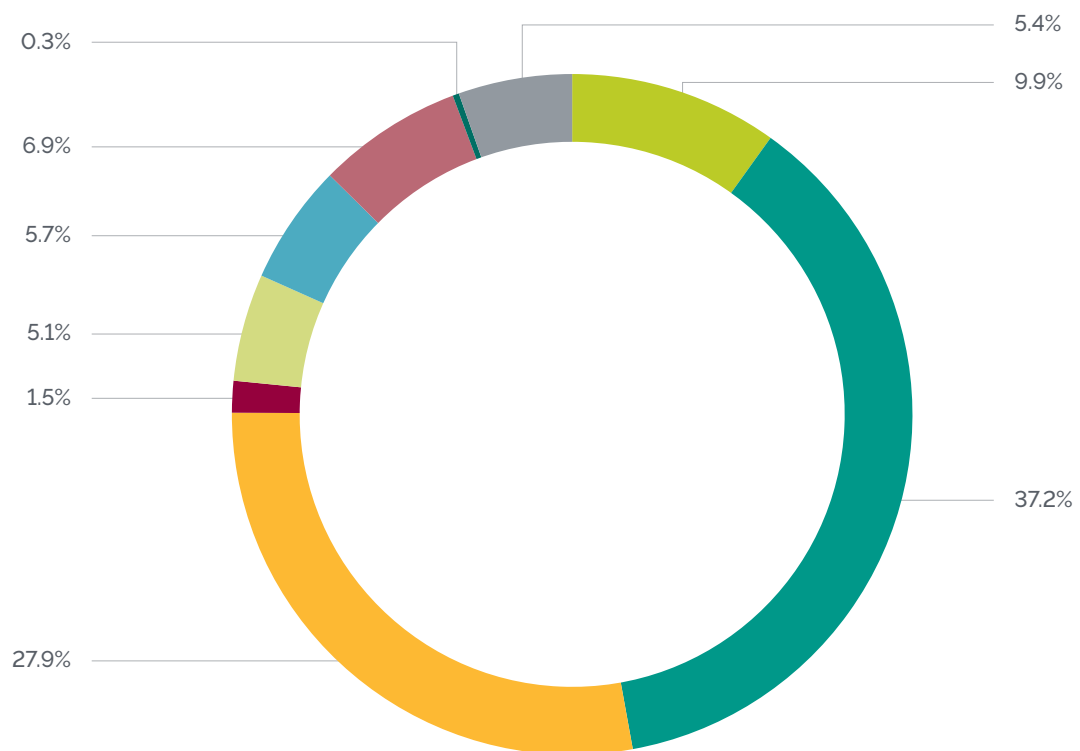
FALL 2019










	Gender	Professor	Associate Professor	Assistant Professor	Senior Lecturer	Lecturer	Senior Instructor	Instructor	Assistant Instructor	Research Faculty-Post-doctoral Research Fellow	Total
School of Architecture and Design	Female	–	3	6	–	2	–	–	–	–	11
	Male	2	4	7	2	5	–	–	–	–	20
School of Arts and Sciences	Female	6	24	17	–	3	8	13	–	9	80
	Male	7	29	15	–	3	9	1	–	–	64
Adnan Kassab School of Business	Female	–	8	7	1	2	–	3	–	1	22
	Male	5	21	14	2	1	2	1	1	–	47
School of Engineering	Female	–	3	1	–	–	–	–	–	2	6
	Male	8	14	12	–	1	–	–	–	–	35
Gilbert and Rose-Marie Chagoury School of Medicine	Female	–	1	6	–	–	–	–	–	3	10
	Male	2	2	2	–	–	–	1	–	1	8
Alice Ramez Chagoury School of Nursing	Female	–	2	2	–	–	–	2	–	–	6
	Male	1	–	–	–	–	–	2	–	–	3
School of Pharmacy	Female	–	8	4	–	–	–	–	–	1	13
	Male	2	5	–	–	–	–	–	–	1	8
Total	Female	6	49	43	1	7	8	18	–	16	148
	Male	27	75	50	4	10	11	5	1	2	185
	Total	33	124	93	5	17	19	23	1	18	333





*Full-time Faculty by Rank*



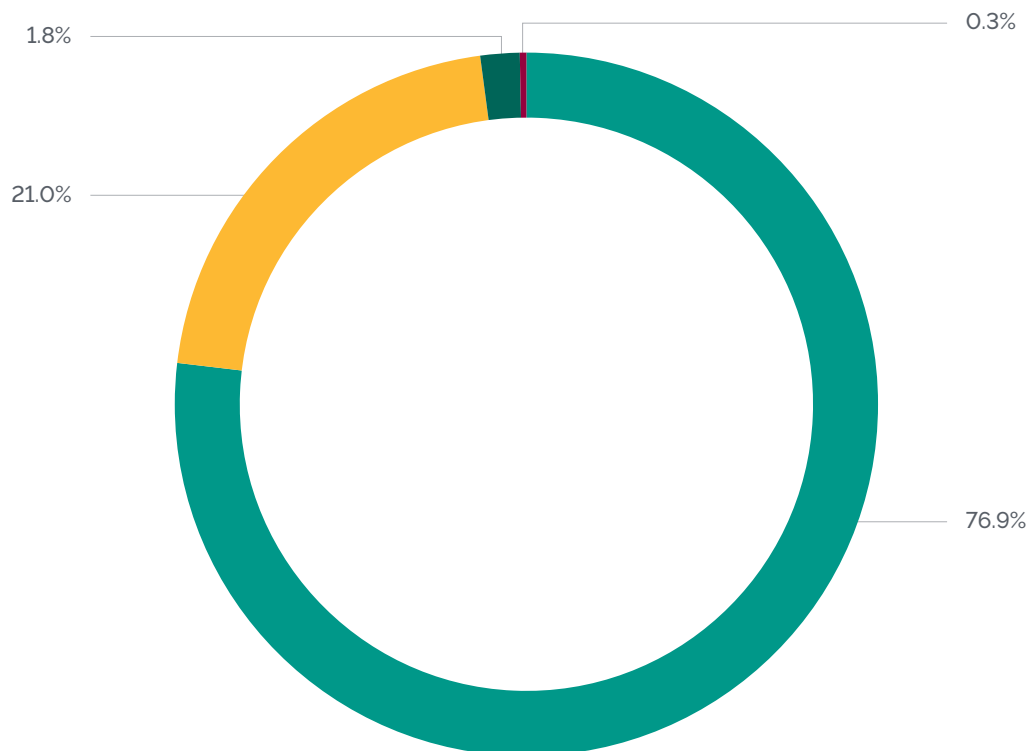
 Professor	 Senior Lecturer	 Instructor
 Associate Professor	 Lecturer	 Assistant Instructor
 Assistant Professor	 Senior Instructor	 Research Faculty-Postdoctoral Research Fellow

## HIGHEST DEGREE EARNED BY FULL-TIME FACULTY .....

FALL 2019

Rank	Doctoral		Master's		Bachelor's		Others		Total	
	Count	% of Total	Count	% of Total	Count	% of Total	Count	% of Total	Count	% of Total
Professor	32	9.6%	–	–	1	0.3%	–	–	33	9.9%
Associate Professor	120	36.0%	4	1.2%	–	–	–	–	124	37.2%
Assistant Professor	79	23.7%	13	3.9%	1	0.3%	–	–	93	27.9%
Senior Lecturer	2	0.6%	3	0.9%	–	–	–	–	5	1.5%
Lecturer	7	2.1%	7	2.1%	3	0.9%	–	–	17	5.1%
Senior Instructor	–	–	18	5.4%	1	0.3%	–	–	19	5.7%
Instructor	1	0.3%	22	6.6%	–	–	–	–	23	6.9%
Assistant Instructor	–	–	–	–	–	–	1	0.3%	1	0.3%
Research Faculty- Postdoctoral Research Fellow	15	4.5%	3	0.9%	–	–	–	–	18	5.4%
<b>Total</b>	<b>256</b>	<b>76.9%</b>	<b>70</b>	<b>21.0%</b>	<b>6</b>	<b>1.8%</b>	<b>1</b>	<b>0.3%</b>	<b>333</b>	<b>100.0%</b>

*Highest Degree Earned by Full-time Faculty*



Doctoral

Master's

Bachelor's

Others

## FULL-TIME FACULTY WITH DOCTORAL DEGREES .....

FALL 2019

	Count in School	Percent in School	Percent of Total
School of Architecture and Design	9	29.0%	3.5%
School of Arts and Sciences	108	75.0%	42.2%
Adnan Kassir School of Business	55	79.7%	21.5%
School of Engineering	40	97.6%	15.6%
Gilbert and Rose-Marie Chagoury School of Medicine	18	100.0%	7.0%
Alice Ramez Chagoury School of Nursing	5	55.6%	2.0%
School of Pharmacy	21	100.0%	8.2%
<b>Total</b>	<b>256</b>	<b>76.9%</b>	<b>100.0%</b>

## FULL-TIME FACULTY AGE RANGE BY RANK .....

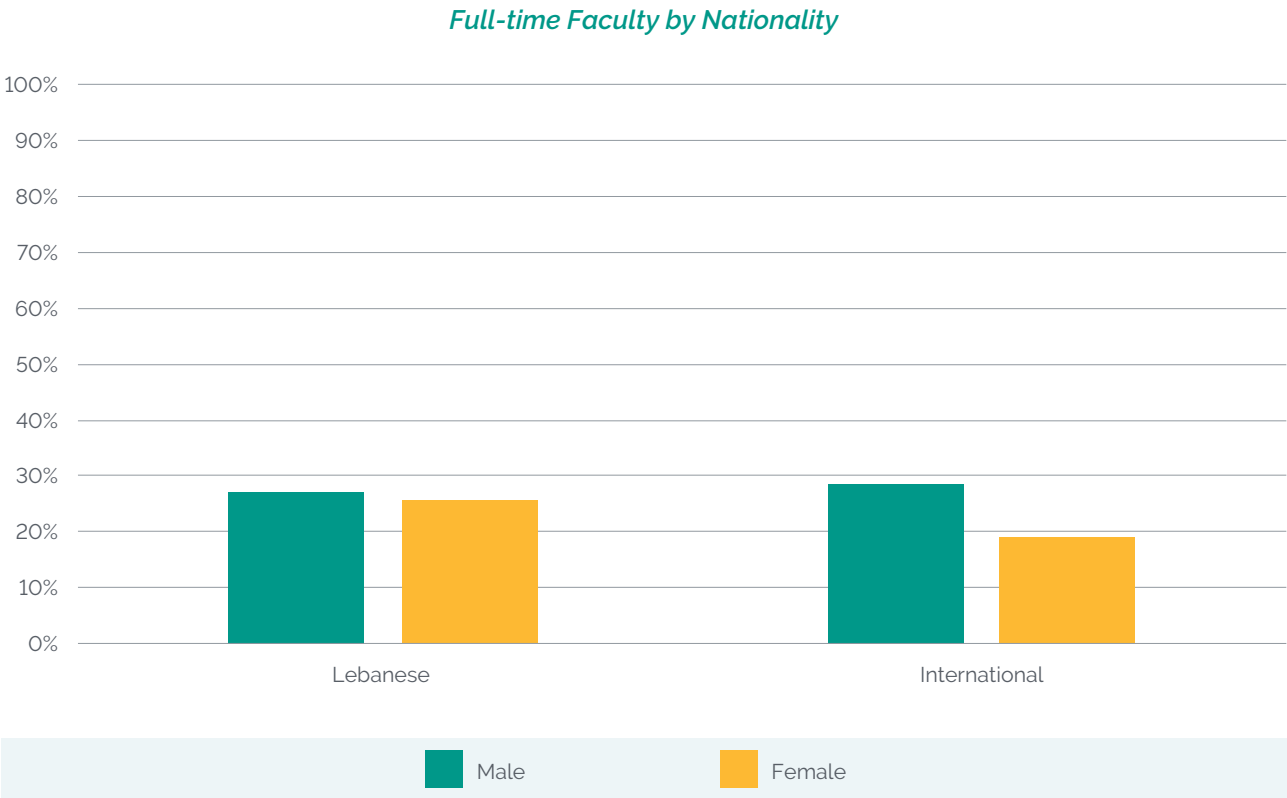
FALL 2019

	20 – 29	30 – 39	40 – 49	50 – 59	60 and above
Professor	–	–	4	15	14
Associate Professor	–	19	52	33	20
Assistant Professor	1	49	26	13	4
Senior Lecturer	–	–	–	2	3
Lecturer	–	2	1	5	9
Senior Instructor	–	–	4	7	8
Instructor	1	8	5	4	5
Assistant Instructor	–	–	1	–	–
Research Faculty- Postdoctoral Research Fellow	5	12	1	–	–
<b>Total</b>	<b>7</b>	<b>90</b>	<b>94</b>	<b>79</b>	<b>63</b>



# FULL-TIME FACULTY BY NATIONALITY ..... FALL 2019

	Female		Male	
	Count	Percent of Total Faculty	Count	Percent of Total Faculty
Lebanese	85	25.5%	90	27.0%
International	63	18.9%	95	28.5%
<b>Total</b>	<b>148</b>	<b>44.4%</b>	<b>185</b>	<b>55.6%</b>



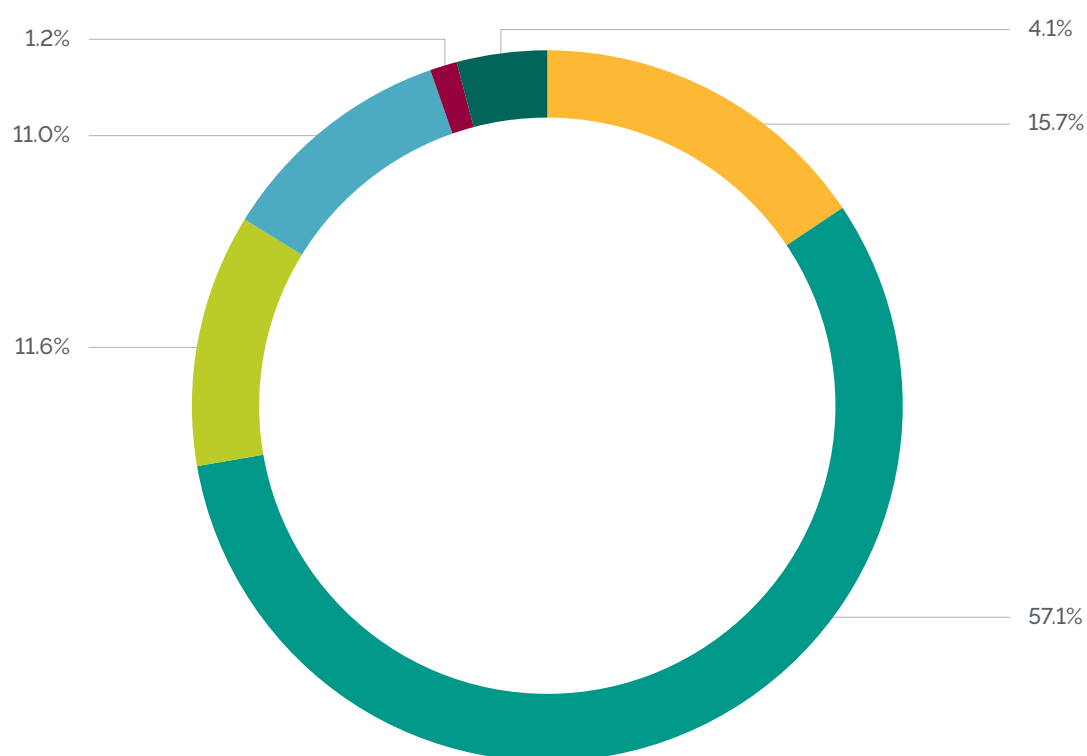
## PART-TIME FACULTY BY SCHOOL AND GENDER .....

FALL 2019

	Female	Male	Total
School of Architecture and Design	41	35	76
School of Arts and Sciences	188	88	276
Adnan Kassar School of Business	22	34	56
School of Engineering	17	36	53
Alice Ramez Ghagoury School of Nursing	4	2	6
School of Pharmacy	13	7	20
<b>Total</b>	<b>282</b>	<b>201</b>	<b>483</b>

\* Duplicate headcounts occur between schools as faculty may teach in two different schools, yet the total headcount is unduplicated.

*Part-time Faculty by School*



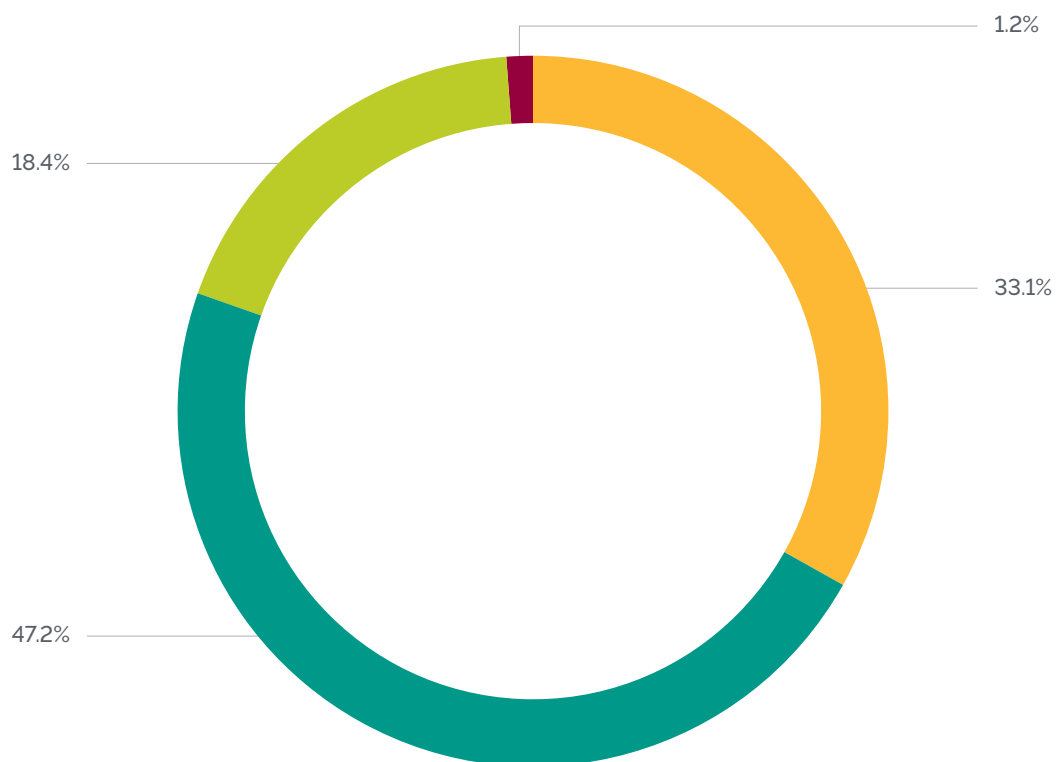
## HIGHEST DEGREE EARNED BY PART-TIME FACULTY .....

FALL 2019

School	Doctoral		Master's		Bachelor's		Others		Total	
	Count	% in School	Count	% in School	Count	% in School	Count	% in School	Count	% in School
School of Architecture and Design	6	7.9%	54	71.1%	15	19.7%	1	1.3%	76	100%
School of Arts and Sciences	94	34.1%	126	45.7%	51	18.5%	5	1.8%	276	100%
Adnan Kassar School of Business	26	46.4%	28	50.0%	2	3.6%	–	–	56	100%
School of Engineering	18	34.0%	16	30.2%	19	35.8%	–	–	53	100%
Alice Ramez Ghagoury School of Nursing	–	–	4	66.7%	2	33.3%	–	–	6	100%
School of Pharmacy	18	90.0%	2	10.0%	–	–	–	–	20	100%
<b>Total</b>	<b>160</b>	<b>33.1%</b>	<b>228</b>	<b>47.2%</b>	<b>89</b>	<b>18.4%</b>	<b>6</b>	<b>1.2%</b>	<b>483</b>	<b>100%</b>

\* Duplicate headcounts occur between schools as faculty may teach in two different schools, yet the total headcount is unduplicated.

*Highest Degree Earned by Part-Time Faculty*



## FACULTY FTE BY SCHOOL

FALL 2019

School	FTE
School of Architecture and Design	56.3
School of Arts and Sciences	236.0
Adnan Kassar School of Business	87.7
School of Engineering	58.7
Gilbert and Rose-Marie Chagoury School of Medicine	136.0
Alice Ramez Ghagoury School of Nursing	11.0
School of Pharmacy	27.7
<b>Total</b>	<b>612.0</b>

## STUDENT-FACULTY RATIO

FALL 2019

Total Students FTE	7,502.3
Total Faculty FTE	612.0
<b>Student-Faculty Ratio</b>	<b>12 to 1</b>

(\*) Students FTE = full-time students + 1/3 part-time students

(\*\*) Faculty FTE = full-time faculty + 1/3 part-time faculty


(\*\*\*) Student-Faculty Ratio = Students FTE / Faculty FTE





# STAFF BY EMPLOYMENT TYPE AND GENDER ..... FALL 2019

	Full-Time Staff	Part-Time Staff	Total
Female	350	133	483
Male	332	108	440
<b>Total</b>	<b>682</b>	<b>241</b>	<b>923</b>









# ALUMNI



## ALUMNI CHAPTERS

President/Committee	Chapter
Naim Stephan	Abu Dhabi Chapter
Pending reactivation	Aleppo Chapter
Sana Jeha Cherfan	Athens Chapter
Committee	Atlanta Chapter
Rushdi Kikhia	Bahrain Chapter
Bashir Sakka	Beirut Chapter
Hala Mikati Jabre	BCW Chapter
Jana Thoumy	Byblos Chapter
Committee	Chicago Chapter
Committee	Dallas Chapter
Pending reactivation	Damascus Chapter
Hiba Yazbeck Wehbe	Detroit Chapter
Saad El Zein	Dubai & Northern Emirates Chapter
Committee	Eastern Province Chapter
Jack Kassab	EMBA Group
Committee	Florida Chapter
Lana Captan Ghandour	Ghana Chapter
Committee	Houston Chapter
Jamil Ghandour	Jeddah Chapter
Suhair Alami Masri	Jordan Chapter
Ziad Kabbani	Kuwait Chapter
Pending reactivation	London Chapter



President/Committee	Chapter
Committee	Montreal Chapter
Robert Shafie	New England Chapter
Committee	New York, New Jersey Chapter
Pending reactivation	Nigeria Chapter
Pending reactivation	North Lebanon Chapter
Hana Rustom Archbold	Northern California Chapter
Mireille Aoun Kamar	Oman Chapter
Committee	Ottawa Chapter
Hanadi Khalil Tellier	Paris Chapter
Wassim AlDayah	Qatar Chapter
Committee	Riyadh Chapter
Joe Hawa	School of Engineering Chapter
Pending reactivation	School of Pharmacy Chapter
Noushin Maktabi Issa	Seattle, Washington State Chapter
Samar Wehbe Sheailb	South Lebanon Chapter
Rowaida Bourji	Southern California Chapter
Taline Ouzounian Avakian	Switzerland Chapter
Fadi Safadieh	Toronto Chapter
Jad El Hajj	Sydney Chapter
Pending reactivation	USP Chapter
Chantal Farrah	Washington DC Chapter



## ALUMNI CHAPTERS BY REGION .....

Region	Number of Chapters
Lebanon	9
Arab World	12
Europe	4
Africa	2
United States and Canada	15
Australia	1
<b>Total</b>	<b>43</b>

## ALUMNI BY GENDER .....

Gender	Number of Alumni
Female Alumni	25,476
Male Alumni	20,554
<b>Total Alumni</b>	<b>46,030</b>

*Alumni by Gender*



Male Alumni      Female Alumni

## ALUMNI BY RESIDENCE

Country of Residence	Number of Alumni	Country of Residence	Number of Alumni	Country of Residence	Number of Alumni
Algeria	8	Iran	55	Qatar	263
Angola	1	Iraq	254	Republic of Singapore	1
Argentina	1	Ireland	1	Romania	3
Australia	81	Italy	12	Russia	2
Austria	5	Ivory Coast	5	Saudi Arabia	774
Bahrain	150	Jamaica	1	Senegal	3
Belgium	20	Japan	3	Sierra Leone	10
Benin	1	Jordan	670	Somalia	1
Brazil	11	Korea	1	South Africa	7
Canada	489	Kuwait	583	Spain	17
China	1	Lebanon	37,476	Sudan	12
Colombia	2	Liberia	11	Sweden	18
Cyprus	99	Libya	15	Switzerland	47
Democratic Republic of the Congo	1	Luxembourg	2	Syria - Not to Mail	523
Denmark	4	Malaysia	2	Taiwan	1
Egypt	69	Malta	1	Tanzania	3
Ethiopia	18	Mexico	6	Thailand	1
Finland	3	Monaco	1	Tunisia	12
France	121	Morocco	10	Turkey	24
Gabon	1	Mozambique	1	Uganda	1
Gambia	3	New Zealand	3	Ukraine	3
Germany	26	Nigeria	25	United Arab Emirates	1,488
Ghana	30	Norway	3	United Kingdom	236
Greece	72	Oman	85	United States of America	1,880
Guinea	3	Pakistan	6	Venezuela	11
Haiti	1	Palestine - Not to Mail	164	Vietnam	2
Holland	6	Panama	19	West Indies	4
India	8	Philippines	4	Yemen	10
Indonesia	3	Poland	14	Zimbabwe	2
<b>Total</b>					<b>46,030</b>



# FINANCIAL INFORMATION



## FINANCES

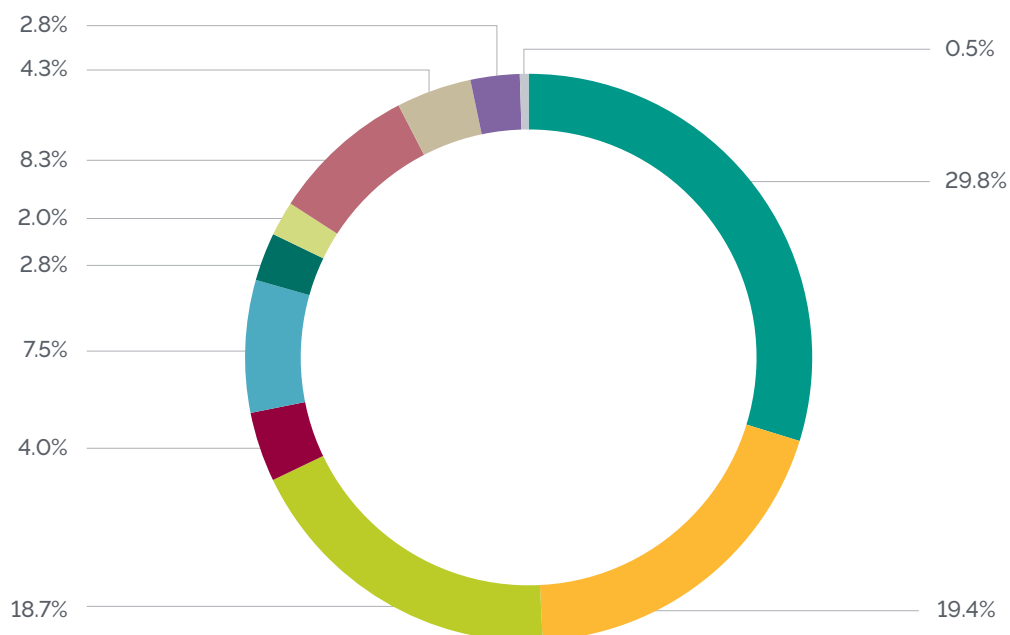
### ACADEMIC YEAR 2018–2019

OPERATING BUDGET 2018–2019: \$ 198,263,500

*Revenue Budget 2018–2019*



*Expense Budget 2018–2019*



Teaching Compensation	Contracted Services	Contingency & Transfers
Non Teaching Compensation	Travel & Communication	Other Expenses
Financial Aid	Utilities & Taxes	SP
Supplies	Depreciation	

#### Expenses Per Student AY 2018–2019


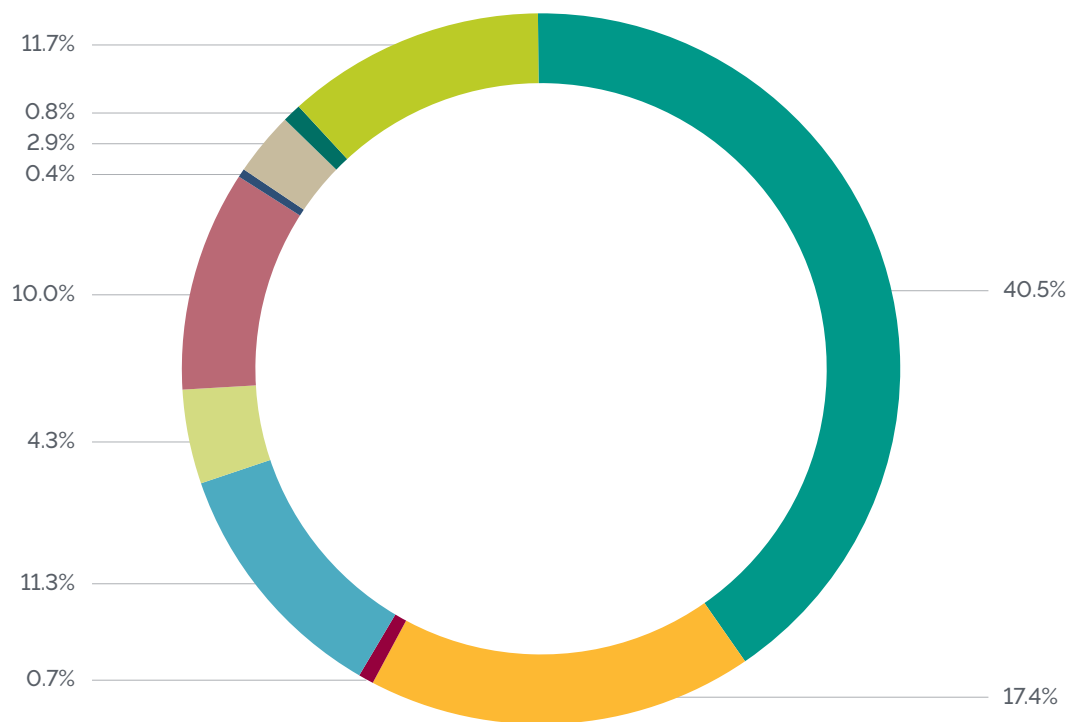
Total expenses per student headcount	\$ 23,586
Total expenses per student FTE	\$ 25,493





## EXPENSES BY FUNCTION

*Expenses by Function 2018–2019*

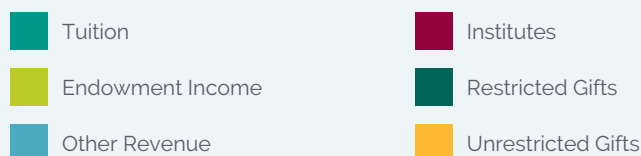
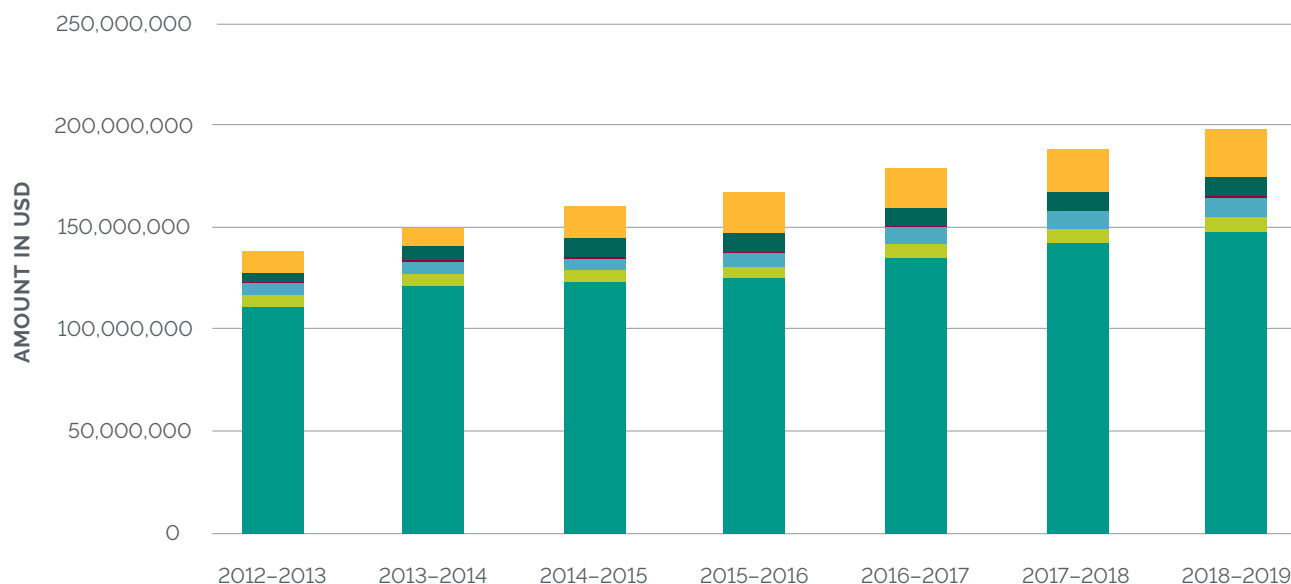


## TRENDS IN REVENUES (IN \$)

2012–2013 TILL 2018–2019

	2012–2013	2013–2014	2014–2015	2015–2016	2016–2017	2017–2018	2018–2019
Tuition	111,214,400	121,550,688	123,437,515	125,348,461	135,870,976	142,922,506	147,940,587
Endowment Income	6,000,000	6,000,000	6,000,000	6,000,000	6,000,000	6,000,000	7,600,000
Other Revenue	5,555,250	5,766,994	5,655,077	6,565,507	8,964,440	9,228,333	9,495,448
<b>Developmental Goals</b>							
Institutes	576,613	737,538	795,508	727,446	653,450	640,990	568,190
Restricted Gifts	4,703,125	7,279,564	8,914,802	9,076,996	8,237,613	8,977,208	9,180,464
Unrestricted Gifts	10,629,392	8,456,018	15,419,014	20,233,441	19,459,180	20,787,627	23,478,811
<b>Total Revenues in \$</b>	<b>138,678,780</b>	<b>149,790,802</b>	<b>160,221,916</b>	<b>167,951,851</b>	<b>179,185,659</b>	<b>188,556,664</b>	<b>198,263,500</b>
<b>% Change</b>	<b>13.0%</b>	<b>8.0%</b>	<b>7.0%</b>	<b>4.8%</b>	<b>6.7%</b>	<b>5.2%</b>	<b>5.1%</b>

### Trends in Revenues





## TRENDS IN EXPENDITURES .....

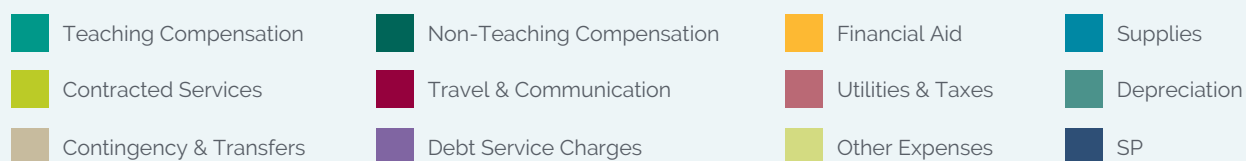
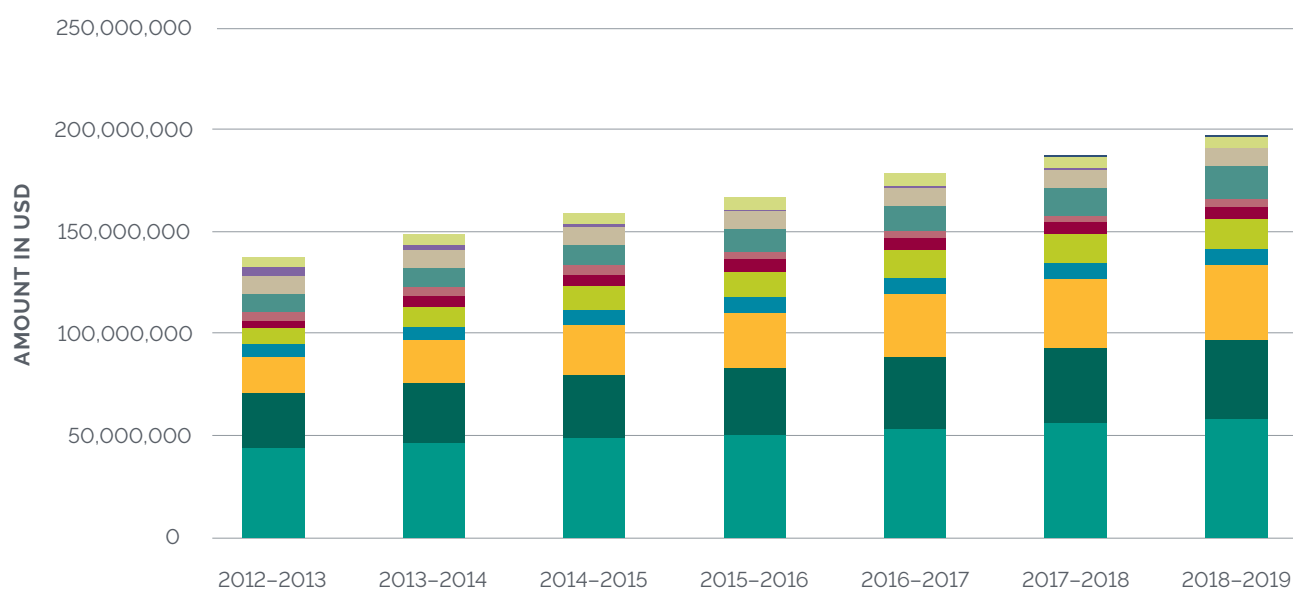
2012–2013 TILL 2018–2019

	2012-2013	2013-2014	2014-2015	2015-2016	2016-2017	2017-2018	2018-2019
Teaching Compensation	44,553,789	47,247,932	49,553,033	51,557,036	54,107,135	56,929,117	59,008,630
Non-Teaching Compensation	26,491,547	29,314,585	30,761,780	32,353,137	35,315,845	36,588,360	38,560,242
Financial Aid	18,478,149	20,870,656	24,963,860	27,463,860	30,957,180	33,988,065	37,021,165
Supplies	6,076,267	6,780,874	7,608,173	7,760,696	7,932,656	8,140,378	7,884,845
Contracted Services	8,258,797	9,984,434	11,287,462	12,003,107	13,216,409	13,969,830	14,953,847
Travel & Communication	3,285,114	5,144,378	5,406,294	5,925,238	6,084,900	5,655,288	5,453,011
Utilities & Taxes	4,331,005	4,292,813	4,675,538	4,275,166	3,858,670	3,311,785	3,918,035
Depreciation	8,650,025	9,878,601	10,244,671	10,738,955	12,027,715	14,050,475	16,429,960
Contingency & Transfers	8,500,000	8,500,000	8,500,000	8,500,000	8,500,000	8,500,000	8,500,000
Debt Service Charges	5,062,500	2,500,000	1,645,000	1,295,000	895,000	895,000	–
Other Expenses	4,991,587	5,276,529	5,576,105	6,079,656	6,290,149	5,733,365	5,543,765
SP	–	–	–	–	–	795,000	990,000
<b>Total</b>	<b>138,678,780</b>	<b>149,790,802</b>	<b>160,221,916</b>	<b>167,951,851</b>	<b>179,185,659</b>	<b>188,556,663</b>	<b>198,263,500</b>
<b>% Change</b>	<b>13.0%</b>	<b>8.0%</b>	<b>7.0%</b>	<b>4.8%</b>	<b>6.7%</b>	<b>5.2%</b>	<b>5.1%</b>





### Trends in Expenditures







# UNIVERSITY COMMUNICATION



## UNIVERSITY PUBLICATIONS .....

### ● *Academic Catalog*

The Academic Catalog is the all-encompassing reference on LAU. This annual publication — printed at the end of every summer — includes information on the university's historical background, campuses, academic calendar, schools, academic programs, degrees offered, majors, courses, admission, rules, procedures, facilities, listings and credentials of full-time faculty, administrative officers, tuition, and more.

### ● *LAU Magazine & Alumni Bulletin*

The LAU Magazine & Alumni Bulletin is quarterly publication carrying news about developments, people and events that are of significance to LAU and its extended community. Circulation: 25,000.

### ● *President's Report*

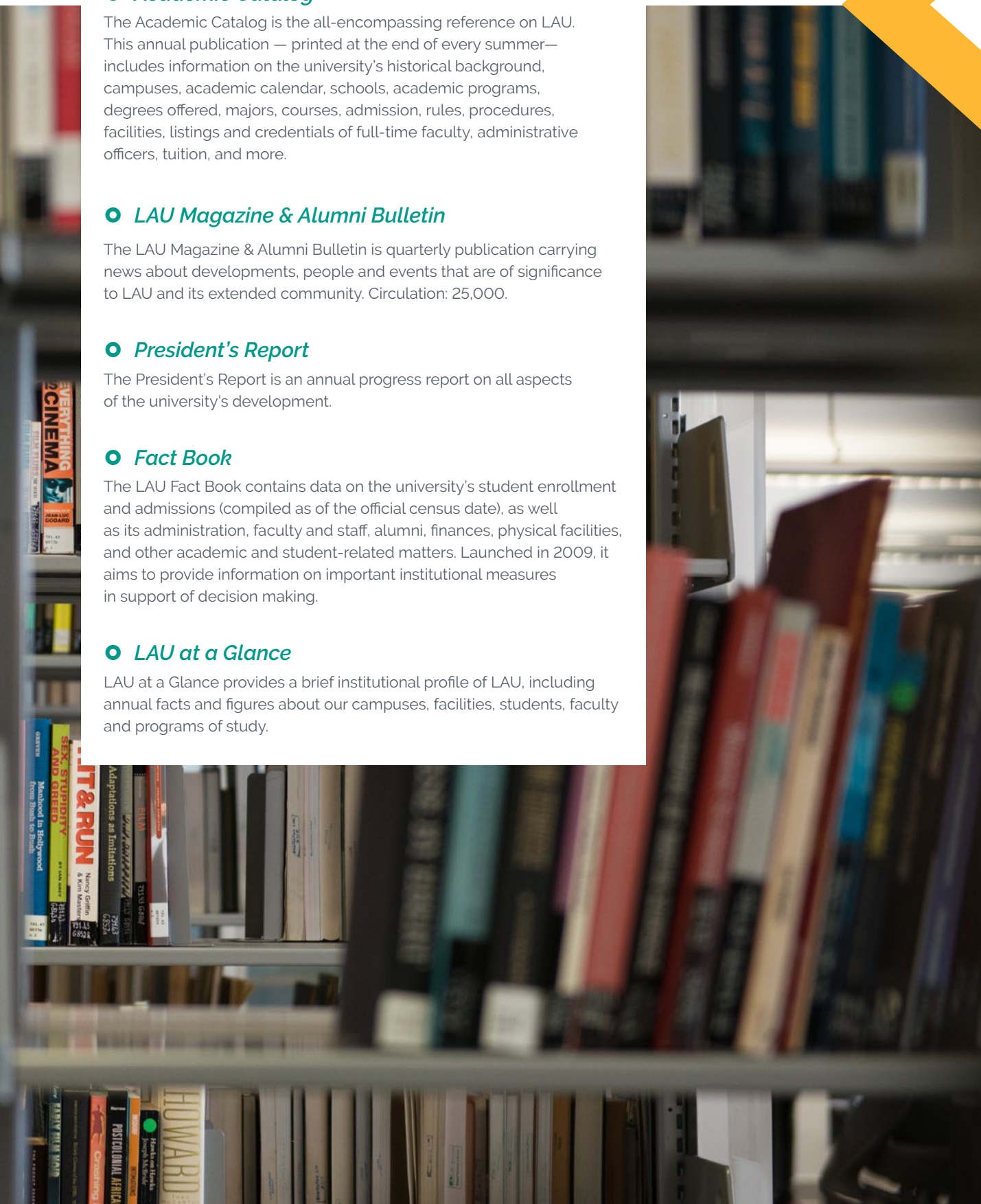
The President's Report is an annual progress report on all aspects of the university's development.

### ● *Fact Book*

The LAU Fact Book contains data on the university's student enrollment and admissions (compiled as of the official census date), as well as its administration, faculty and staff, alumni, finances, physical facilities, and other academic and student-related matters. Launched in 2009, it aims to provide information on important institutional measures in support of decision making.

### ● *LAU at a Glance*

LAU at a Glance provides a brief institutional profile of LAU, including annual facts and figures about our campuses, facilities, students, faculty and programs of study.



## PUBLIC DISCLOSURE

Information	Web Addresses	Print Publications
<p>How can inquiries be made about the institution? Where can questions be addressed?</p>	<p>Every official website includes contact information that is relevant to its subject matter. MarCom receives inquiries submitted through the main website and forwards them to the offices concerned.</p> <ul style="list-style-type: none"> <li>• <a href="https://www.lau.edu.lb/about/">https://www.lau.edu.lb/about/</a></li> <li>• <a href="https://www.lau.edu.lb/feedback/">https://www.lau.edu.lb/feedback/</a></li> <li>• <a href="https://www.lau.edu.lb/fees/">https://www.lau.edu.lb/fees/</a></li> <li>• <a href="https://www.lau.edu.lb/apply/admission/">https://www.lau.edu.lb/apply/admission/</a> (online chat)</li> <li>• <a href="https://www.lau.edu.lb/apply/contact.php">https://www.lau.edu.lb/apply/contact.php</a></li> <li>• <a href="https://www.lau.edu.lb/apply/sro.php">https://www.lau.edu.lb/apply/sro.php</a></li> <li>• <a href="https://www.lau.edu.lb/apply/financial-aid/contact.php">https://www.lau.edu.lb/apply/financial-aid/contact.php</a></li> <li>• <a href="https://giving.lau.edu.lb/contact">https://giving.lau.edu.lb/contact</a></li> <li>• <a href="https://directory.lau.edu.lb/">https://directory.lau.edu.lb/</a></li> <li>• <a href="https://gsr.lau.edu.lb/about/contact.php">https://gsr.lau.edu.lb/about/contact.php</a></li> <li>• <a href="https://dira.lau.edu.lb/staff/">https://dira.lau.edu.lb/staff/</a></li> <li>• <a href="https://aiw.lau.edu.lb/about/team/">https://aiw.lau.edu.lb/about/team/</a></li> <li>• <a href="https://ldf.lau.edu.lb/en/about/administration.php">https://ldf.lau.edu.lb/en/about/administration.php</a></li> <li>• <a href="https://libraries.lau.edu.lb/help/contact.php">https://libraries.lau.edu.lb/help/contact.php</a></li> <li>• <a href="https://stratcom.lau.edu.lb/about/contact.php">https://stratcom.lau.edu.lb/about/contact.php</a></li> <li>• <a href="https://medicine.lau.edu.lb/about/contact.php">https://medicine.lau.edu.lb/about/contact.php</a></li> <li>• <a href="https://mepitl.lau.edu.lb/about/contact.php">https://mepitl.lau.edu.lb/about/contact.php</a></li> <li>• <a href="https://nursing.lau.edu.lb/about/directory.php">https://nursing.lau.edu.lb/about/directory.php</a></li> <li>• <a href="https://nyac.lau.edu.lb/contact-us.php">https://nyac.lau.edu.lb/contact-us.php</a></li> <li>• <a href="https://pharmacy.lau.edu.lb/contact/">https://pharmacy.lau.edu.lb/contact/</a></li> <li>• <a href="https://sard.lau.edu.lb/contact.php">https://sard.lau.edu.lb/contact.php</a></li> <li>• <a href="https://sas.lau.edu.lb/about/contact.php">https://sas.lau.edu.lb/about/contact.php</a></li> <li>• <a href="https://sas.lau.edu.lb/institutes/isjcr/contact-us.php">https://sas.lau.edu.lb/institutes/isjcr/contact-us.php</a></li> <li>• <a href="https://sas.lau.edu.lb/institutes/ims/contact-us.php">https://sas.lau.edu.lb/institutes/ims/contact-us.php</a></li> <li>• <a href="https://sas.lau.edu.lb/institutes/si/contact.php">https://sas.lau.edu.lb/institutes/si/contact.php</a></li> <li>• <a href="http://imrt.lau.edu.lb/contact-us">http://imrt.lau.edu.lb/contact-us</a></li> <li>• <a href="https://sb.lau.edu.lb/contact.php">https://sb.lau.edu.lb/contact.php</a></li> <li>• <a href="https://soe.lau.edu.lb/contact/">https://soe.lau.edu.lb/contact/</a></li> <li>• <a href="https://students.lau.edu.lb/activities/contact.php">https://students.lau.edu.lb/activities/contact.php</a></li> <li>• <a href="https://students.lau.edu.lb/athletics/contact.php">https://students.lau.edu.lb/athletics/contact.php</a></li> <li>• <a href="https://www.lau.edu.lb/experience/career-guidance/contact.php">https://www.lau.edu.lb/experience/career-guidance/contact.php</a></li> <li>• <a href="https://www.lau.edu.lb/experience/health/counseling.php">https://www.lau.edu.lb/experience/health/counseling.php</a></li> <li>• <a href="https://www.lau.edu.lb/experience/health/health-services-office.php">https://www.lau.edu.lb/experience/health/health-services-office.php</a></li> <li>• <a href="https://www.lau.edu.lb/experience/contact-housing.php">https://www.lau.edu.lb/experience/contact-housing.php</a></li> <li>• <a href="https://students.lau.edu.lb/registration/contact.php">https://students.lau.edu.lb/registration/contact.php</a></li> <li>• <a href="https://students.lau.edu.lb/student-engagement/contact.php">https://students.lau.edu.lb/student-engagement/contact.php</a></li> <li>• <a href="https://hes.lau.edu.lb/contact.php">https://hes.lau.edu.lb/contact.php</a></li> <li>• <a href="https://honors.lau.edu.lb/contact.php">https://honors.lau.edu.lb/contact.php</a></li> <li>• <a href="https://ce.lau.edu.lb/contact/">https://ce.lau.edu.lb/contact/</a></li> <li>• <a href="https://sinarc.lau.edu.lb/contact/">https://sinarc.lau.edu.lb/contact/</a></li> <li>• <a href="https://cil.lau.edu.lb/">https://cil.lau.edu.lb/</a></li> <li>• <a href="https://csc.lau.edu.lb/about/contact.php">https://csc.lau.edu.lb/about/contact.php</a></li> <li>• <a href="https://ipe.lau.edu.lb/about/contact.php">https://ipe.lau.edu.lb/about/contact.php</a></li> <li>• <a href="https://facultysenate.lau.edu.lb/contact/">https://facultysenate.lau.edu.lb/contact/</a></li> <li>• <a href="https://www.facebook.com/LAUStudents?sk=wall">https://www.facebook.com/LAUStudents?sk=wall</a></li> </ul>	<p>Every official publication has contact information printed on the cover and/or appropriate pages.</p>



Information	Web Addresses	Print Publications
<b>Notice of availability of publications and of audited financial statement or fair summary</b>	Publications: • <a href="https://stratcom.lau.edu.lb/services/publications/">https://stratcom.lau.edu.lb/services/publications/</a>	Neither item is available in print.
<b>Institutional catalog</b>	• <a href="https://catalog.lau.edu.lb/">https://catalog.lau.edu.lb/</a>	
<b>Obligations and responsibilities of students and the institution</b>	<ul style="list-style-type: none"> <li>• <a href="https://www.lau.edu.lb/about/policies.php">https://www.lau.edu.lb/about/policies.php</a></li> <li>• <a href="https://catalog.lau.edu.lb/arpu">https://catalog.lau.edu.lb/arpu</a></li> <li>• <a href="https://catalog.lau.edu.lb/arpg">https://catalog.lau.edu.lb/arpg</a></li> <li>• <a href="https://nursing.lau.edu.lb/student-handbook/">https://nursing.lau.edu.lb/student-handbook/</a></li> <li>• <a href="https://pharmacy.lau.edu.lb/files/sop-handbook-2013/sop-handbook-2013.pdf">https://pharmacy.lau.edu.lb/files/sop-handbook-2013/sop-handbook-2013.pdf</a></li> <li>• <a href="http://pharmacy.lau.edu.lb/files/pharmd-student-handbook-2013-2014/files/pharmd-student-manual-2013-2014.pdf">http://pharmacy.lau.edu.lb/files/pharmd-student-handbook-2013-2014/files/pharmd-student-manual-2013-2014.pdf</a></li> </ul>	
<b>Information on admission and attendance</b>	<ul style="list-style-type: none"> <li>• <a href="https://www.lau.edu.lb/apply/admission/">https://www.lau.edu.lb/apply/admission/</a></li> <li>• <a href="https://catalog.lau.edu.lb/">https://catalog.lau.edu.lb/</a></li> </ul>	Admissions Viewbook 2020–2021
<b>Institutional mission and objectives</b>	• <a href="https://www.lau.edu.lb/about/mission.php">https://www.lau.edu.lb/about/mission.php</a>	Admissions Viewbook 2020–2021 LAU at a Glance 2020 Fact Book 2019–2020
<b>Expected educational outcomes</b>	Each academic program includes goals and expected outcomes. <ul style="list-style-type: none"> <li>• <a href="https://www.lau.edu.lb/study/undergraduate/">https://www.lau.edu.lb/study/undergraduate/</a></li> <li>• <a href="https://www.lau.edu.lb/study/graduate.php">https://www.lau.edu.lb/study/graduate.php</a></li> <li>• <a href="https://www.lau.edu.lb/study/executive.php">https://www.lau.edu.lb/study/executive.php</a></li> <li>• <a href="https://catalog.lau.edu.lb/">https://catalog.lau.edu.lb/</a></li> </ul>	
<b>Status as public or independent institution; status as not-for-profit or for-profit; religious affiliation</b>	About LAU: • <a href="https://www.lau.edu.lb/about/">https://www.lau.edu.lb/about/</a>	LAU at a Glance 2020
<b>Requirements, procedures and policies re: admissions</b>	<ul style="list-style-type: none"> <li>• <a href="https://www.lau.edu.lb/apply/admission/">https://www.lau.edu.lb/apply/admission/</a></li> <li>• <a href="https://www.lau.edu.lb/about/policies/admissions_policy.pdf">https://www.lau.edu.lb/about/policies/admissions_policy.pdf</a></li> <li>• <a href="https://catalog.lau.edu.lb/">https://catalog.lau.edu.lb/</a></li> <li>• <a href="https://mepitl.lau.edu.lb/programs/undergraduate/applying.php">https://mepitl.lau.edu.lb/programs/undergraduate/applying.php</a></li> <li>• <a href="https://mepitl.lau.edu.lb/programs/graduate/">https://mepitl.lau.edu.lb/programs/graduate/</a></li> </ul>	Admissions Viewbook 2020–2021
<b>Requirements, procedures and policies re: transfer credit</b>	<ul style="list-style-type: none"> <li>• <a href="https://www.lau.edu.lb/apply/admission/transfer-student.php">https://www.lau.edu.lb/apply/admission/transfer-student.php</a></li> <li>• <a href="https://www.lau.edu.lb/apply/admission/undergraduate/">https://www.lau.edu.lb/apply/admission/undergraduate/</a></li> <li>• <a href="https://sinarc.lau.edu.lb/faq/">https://sinarc.lau.edu.lb/faq/</a></li> <li>• <a href="https://catalog.lau.edu.lb/">https://catalog.lau.edu.lb/</a></li> </ul>	



Information	Web Addresses	Print Publications
<b>A list of institutions with which the institution has an articulation agreement</b>	Affiliations: <ul style="list-style-type: none"> <li>• <a href="https://medicine.lau.edu.lb/education/md/local-regional-affiliates.php">https://medicine.lau.edu.lb/education/md/local-regional-affiliates.php</a></li> <li>• <a href="https://medicine.lau.edu.lb/education/gme/about/affiliates.php">https://medicine.lau.edu.lb/education/gme/about/affiliates.php</a></li> <li>• <a href="https://dira.lau.edu.lb/fact-book/">https://dira.lau.edu.lb/fact-book/</a></li> </ul>	Fact Book 2019–2020
<b>Student fees, charges and refund policies</b>	University tuition and fees: <ul style="list-style-type: none"> <li>• <a href="https://www.lau.edu.lb/fees/">https://www.lau.edu.lb/fees/</a></li> <li>• <a href="https://catalog.lau.edu.lb/">https://catalog.lau.edu.lb/</a></li> </ul>	Fact Book 2019–2020
<b>Rules and regulations for student conduct</b>	<ul style="list-style-type: none"> <li>• <a href="https://www.lau.edu.lb/about/policies/student_code_of_conduct.pdf">https://www.lau.edu.lb/about/policies/student_code_of_conduct.pdf</a></li> <li>• <a href="https://nursing.lau.edu.lb/student-handbook/">https://nursing.lau.edu.lb/student-handbook/</a></li> <li>• <a href="https://pharmacy.lau.edu.lb/files/sop-handbook-2013/">https://pharmacy.lau.edu.lb/files/sop-handbook-2013/</a></li> </ul>	
<b>Procedures for student appeals and complaints</b>	Student Grievance Procedures: <ul style="list-style-type: none"> <li>• <a href="https://www.lau.edu.lb/about/policies/grievance_policy.pdf">https://www.lau.edu.lb/about/policies/grievance_policy.pdf</a></li> </ul>	
<b>Other information re: attending or withdrawing from the institution</b>	<ul style="list-style-type: none"> <li>• <a href="https://catalog.lau.edu.lb/arpu">https://catalog.lau.edu.lb/arpu</a></li> <li>• <a href="https://catalog.lau.edu.lb/arpg">https://catalog.lau.edu.lb/arpg</a></li> <li>• <a href="https://www.lau.edu.lb/apply/admission/returnees.php">https://www.lau.edu.lb/apply/admission/returnees.php</a></li> </ul>	
<b>Academic programs</b>	<ul style="list-style-type: none"> <li>• <a href="https://www.lau.edu.lb/study/undergraduate/">https://www.lau.edu.lb/study/undergraduate/</a></li> <li>• <a href="https://catalog.lau.edu.lb/">https://catalog.lau.edu.lb/</a></li> <li>• <a href="https://dira.lau.edu.lb/fact-book/">https://dira.lau.edu.lb/fact-book/</a></li> </ul>	Admissions Viewbook 2020–2021 LAU at a Glance 2020 Fact Book 2019–2020
<b>Courses currently offered</b>	<ul style="list-style-type: none"> <li>• <a href="https://banweb.lau.edu.lb/prod/bwckctlg,p_disp_dyn_ctlg">https://banweb.lau.edu.lb/prod/bwckctlg,p_disp_dyn_ctlg</a></li> <li>• <a href="https://catalog.lau.edu.lb/">https://catalog.lau.edu.lb/</a></li> </ul>	
<b>Other available educational opportunities</b>	<ul style="list-style-type: none"> <li>• <a href="https://ce.lau.edu.lb/">https://ce.lau.edu.lb/</a></li> <li>• <a href="https://sinarc.lau.edu.lb">https://sinarc.lau.edu.lb</a></li> <li>• <a href="https://hes.lau.edu.lb">https://hes.lau.edu.lb</a></li> <li>• <a href="https://mepitl.lau.edu.lb">https://mepitl.lau.edu.lb</a></li> <li>• <a href="https://www.lau.edu.lb/experience/study-abroad.php">https://www.lau.edu.lb/experience/study-abroad.php</a></li> <li>• <a href="https://students.lau.edu.lb/international-services/">https://students.lau.edu.lb/international-services/</a></li> </ul>	CE Catalog
<b>Other academic policies and procedures</b>	<ul style="list-style-type: none"> <li>• <a href="https://www.lau.edu.lb/about/policies.php">https://www.lau.edu.lb/about/policies.php</a></li> <li>• <a href="http://myportal.lau.edu.lb/sites/FS/Pages/Procedures.aspx">http://myportal.lau.edu.lb/sites/FS/Pages/Procedures.aspx</a></li> <li>• <a href="https://myportal.lau.edu.lb/Pages/Procedures.aspx">https://myportal.lau.edu.lb/Pages/Procedures.aspx</a></li> <li>• <a href="https://students.lau.edu.lb/registration/">https://students.lau.edu.lb/registration/</a></li> <li>• <a href="https://catalog.lau.edu.lb/">https://catalog.lau.edu.lb/</a></li> </ul>	
<b>Requirements for degrees and other forms of academic recognition</b>	<ul style="list-style-type: none"> <li>• <a href="https://catalog.lau.edu.lb/">https://catalog.lau.edu.lb/</a></li> </ul>	

Information	Web Addresses	Print Publications
<b>Names and positions of administrative officers</b>	<ul style="list-style-type: none"> <li>• <a href="https://www.lau.edu.lb/about/governance/">https://www.lau.edu.lb/about/governance/</a></li> <li>• <a href="https://catalog.lau.edu.lb/2020-2021/university/administration.php">https://catalog.lau.edu.lb/2020-2021/university/administration.php</a></li> <li>• <a href="https://dira.lau.edu.lb/fact-book/">https://dira.lau.edu.lb/fact-book/</a></li> </ul>	Fact Book 2019–2020
<b>Names, principal affiliations of governing board members</b>	<ul style="list-style-type: none"> <li>• <a href="https://www.lau.edu.lb/about/governance/bot.php">https://www.lau.edu.lb/about/governance/bot.php</a></li> <li>• <a href="https://catalog.lau.edu.lb/">https://catalog.lau.edu.lb/</a></li> <li>• <a href="https://dira.lau.edu.lb/fact-book/">https://dira.lau.edu.lb/fact-book/</a></li> </ul>	President's Report 2017 (names only) LAU at a Glance 2020 (names only) Fact Book 2019–2020 (names only)
<b>List of current faculty, indicating department or program affiliation, distinguishing between full- and part-time, showing degrees held and institutions granting them</b>	<ul style="list-style-type: none"> <li>• <a href="https://catalog.lau.edu.lb/">https://catalog.lau.edu.lb/</a></li> <li>• <a href="http://comm.lau.edu.lb/our-people">http://comm.lau.edu.lb/our-people</a></li> <li>• <a href="https://sas.lau.edu.lb/csm/people/">https://sas.lau.edu.lb/csm/people/</a></li> <li>• <a href="https://sas.lau.edu.lb/education/people/">https://sas.lau.edu.lb/education/people/</a></li> <li>• <a href="https://sas.lau.edu.lb/english/people/">https://sas.lau.edu.lb/english/people/</a></li> <li>• <a href="https://sas.lau.edu.lb/humanities/people/">https://sas.lau.edu.lb/humanities/people/</a></li> <li>• <a href="https://sas.lau.edu.lb/natural-sciences/people/">https://sas.lau.edu.lb/natural-sciences/people/</a></li> <li>• <a href="https://sas.lau.edu.lb/social-sciences/people/">https://sas.lau.edu.lb/social-sciences/people/</a></li> <li>• <a href="https://soe.lau.edu.lb/ce/faculty-staff/">https://soe.lau.edu.lb/ce/faculty-staff/</a></li> <li>• <a href="https://soe.lau.edu.lb/ime/faculty-staff/">https://soe.lau.edu.lb/ime/faculty-staff/</a></li> <li>• <a href="https://soe.lau.edu.lb/ece/faculty-staff/">https://soe.lau.edu.lb/ece/faculty-staff/</a></li> <li>• <a href="http://sard.lau.edu.lb/departments-institutes/design/faculty-staff/">http://sard.lau.edu.lb/departments-institutes/design/faculty-staff/</a></li> <li>• <a href="http://sard.lau.edu.lb/departments-institutes/aid/faculty-staff/">http://sard.lau.edu.lb/departments-institutes/aid/faculty-staff/</a></li> <li>• <a href="https://medicine.lau.edu.lb/about/faculty/">https://medicine.lau.edu.lb/about/faculty/</a></li> <li>• <a href="https://nursing.lau.edu.lb/about/people/">https://nursing.lau.edu.lb/about/people/</a></li> <li>• <a href="https://pharmacy.lau.edu.lb/faculty/directory.php">https://pharmacy.lau.edu.lb/faculty/directory.php</a></li> <li>• <a href="https://sb.lau.edu.lb/faculty-research/faculty/">https://sb.lau.edu.lb/faculty-research/faculty/</a></li> <li>• <a href="https://ce.lau.edu.lb/about/faculty/">https://ce.lau.edu.lb/about/faculty/</a></li> </ul>	
<b>Locations and programs available at branch campuses, other instructional locations, and overseas operations at which students can enroll for a degree, along with a description of programs and services available at each location</b>	<p><a href="https://www.lau.edu.lb/locations/">https://www.lau.edu.lb/locations/</a></p> <p>We don't have a Beirut campus or Byblos campus catalog. We present the information in a centralized way and, wherever a program is described, we strive to specify where it is available. See each academic program page on <a href="https://www.lau.edu.lb/study/undergraduate/">https://www.lau.edu.lb/study/undergraduate/</a></p>	
<b>Programs, courses, services, and personnel not available in any given academic year.</b>	<ul style="list-style-type: none"> <li>• <a href="https://banweb.lau.edu.lb/prod/bwckctlg.p_disp_dyn_ctlg">https://banweb.lau.edu.lb/prod/bwckctlg.p_disp_dyn_ctlg</a></li> <li>• <a href="https://catalog.lau.edu.lb/">https://catalog.lau.edu.lb/</a></li> </ul>	

Information	Web Addresses	Print Publications
<b>Size and characteristics of the student body</b>	<ul style="list-style-type: none"> <li>• <a href="https://www.lau.edu.lb/about/facts.php">https://www.lau.edu.lb/about/facts.php</a></li> <li>• <a href="https://dira.lau.edu.lb/fact-book/">https://dira.lau.edu.lb/fact-book/</a></li> <li>• <a href="https://dira.lau.edu.lb/reports-data/">https://dira.lau.edu.lb/reports-data/</a></li> </ul>	LAU at a Glance 2020 Fact Book 2019–2020 Facts 2019–2020
<b>Description of the campus setting</b>	<ul style="list-style-type: none"> <li>• <a href="https://www.lau.edu.lb/locations/">https://www.lau.edu.lb/locations/</a></li> </ul>	
<b>Availability of academic and other support services</b>	<ul style="list-style-type: none"> <li>• <a href="https://libraries.lau.edu.lb/">https://libraries.lau.edu.lb/</a></li> <li>• <a href="https://www.lau.edu.lb/experience/">https://www.lau.edu.lb/experience/</a></li> <li>• <a href="https://www.lau.edu.lb/apply/financial-aid/">https://www.lau.edu.lb/apply/financial-aid/</a></li> <li>• <a href="https://www.lau.edu.lb/apply/scholarships.php">https://www.lau.edu.lb/apply/scholarships.php</a></li> <li>• <a href="https://medicine.lau.edu.lb/education/md/curriculum.php">https://medicine.lau.edu.lb/education/md/curriculum.php</a></li> <li>• <a href="https://nursing.lau.edu.lb/about/clinical-affiliates.php">https://nursing.lau.edu.lb/about/clinical-affiliates.php</a></li> <li>• <a href="https://pharmacy.lau.edu.lb/partnerships/">https://pharmacy.lau.edu.lb/partnerships/</a></li> <li>• <a href="https://students.lau.edu.lb/info/transcripts.php">https://students.lau.edu.lb/info/transcripts.php</a></li> <li>• <a href="https://students.lau.edu.lb/athletics/">https://students.lau.edu.lb/athletics/</a></li> <li>• <a href="https://www.lau.edu.lb/experience/housing.php">https://www.lau.edu.lb/experience/housing.php</a></li> <li>• <a href="https://www.lau.edu.lb/experience/health.php">https://www.lau.edu.lb/experience/health.php</a></li> <li>• <a href="https://www.lau.edu.lb/experience/career-guidance.php">https://www.lau.edu.lb/experience/career-guidance.php</a></li> <li>• <a href="https://students.lau.edu.lb/student-engagement/">https://students.lau.edu.lb/student-engagement/</a></li> <li>• <a href="https://it.lau.edu.lb/">https://it.lau.edu.lb/</a></li> <li>• <a href="https://sas.lau.edu.lb/student-facilities.php">https://sas.lau.edu.lb/student-facilities.php</a></li> <li>• <a href="https://csc.lau.edu.lb/">https://csc.lau.edu.lb/</a></li> <li>• <a href="https://lcf.lau.edu.lb/">https://lcf.lau.edu.lb/</a></li> <li>• <a href="https://alumni.lau.edu.lb/">https://alumni.lau.edu.lb/</a></li> <li>• <a href="https://catalog.lau.edu.lb/">https://catalog.lau.edu.lb/</a></li> </ul>	
<b>Range of co-curricular and non-academic opportunities available to students</b>	<ul style="list-style-type: none"> <li>• <a href="https://students.lau.edu.lb/">https://students.lau.edu.lb/</a></li> <li>• <a href="https://eventscal.lau.edu.lb/">https://eventscal.lau.edu.lb/</a></li> </ul>	
<b>Institutional learning and physical resources from which a student can reasonably be expected to benefit</b>	<ul style="list-style-type: none"> <li>• <a href="https://libraries.lau.edu.lb/">https://libraries.lau.edu.lb/</a></li> <li>• <a href="http://comm.lau.edu.lb/facilities">http://comm.lau.edu.lb/facilities</a></li> <li>• <a href="https://sas.lau.edu.lb/csm/facilities/">https://sas.lau.edu.lb/csm/facilities/</a></li> <li>• <a href="https://sas.lau.edu.lb/education/field-experience/">https://sas.lau.edu.lb/education/field-experience/</a></li> <li>• <a href="https://sas.lau.edu.lb/institutes/ecc/">https://sas.lau.edu.lb/institutes/ecc/</a></li> <li>• <a href="https://sas.lau.edu.lb/english/facilities/">https://sas.lau.edu.lb/english/facilities/</a></li> <li>• <a href="https://sas.lau.edu.lb/natural-sciences/facilities/">https://sas.lau.edu.lb/natural-sciences/facilities/</a></li> <li>• <a href="https://soe.lau.edu.lb/ce/facilities/">https://soe.lau.edu.lb/ce/facilities/</a></li> <li>• <a href="https://soe.lau.edu.lb/ece/facilities/">https://soe.lau.edu.lb/ece/facilities/</a></li> <li>• <a href="https://soe.lau.edu.lb/ime/facilities/">https://soe.lau.edu.lb/ime/facilities/</a></li> <li>• <a href="https://sard.lau.edu.lb/student-resources/facilities/">https://sard.lau.edu.lb/student-resources/facilities/</a></li> <li>• <a href="https://medicine.lau.edu.lb/related-entities/">https://medicine.lau.edu.lb/related-entities/</a></li> <li>• <a href="https://pharmacy.lau.edu.lb/patient-care/">https://pharmacy.lau.edu.lb/patient-care/</a></li> <li>• <a href="https://www.lau.edu.lb/experience/housing.php">https://www.lau.edu.lb/experience/housing.php</a></li> <li>• <a href="https://students.lau.edu.lb/athletics/facilities/">https://students.lau.edu.lb/athletics/facilities/</a></li> <li>• <a href="https://www.lau.edu.lb/locations/">https://www.lau.edu.lb/locations/</a></li> <li>• <a href="https://catalog.lau.edu.lb/">https://catalog.lau.edu.lb/</a></li> <li>• <a href="https://fm.lau.edu.lb/">https://fm.lau.edu.lb/</a></li> <li>• <a href="https://lcf.lau.edu.lb/">https://lcf.lau.edu.lb/</a></li> <li>• <a href="https://laumcrh.com/">https://laumcrh.com/</a></li> </ul>	

Information	Web Addresses	Print Publications
<b>Institutional goals for students' education</b>	<ul style="list-style-type: none"> <li>• <a href="https://www.lau.edu.lb/study/">https://www.lau.edu.lb/study/</a> (see each program page)</li> <li>• <a href="https://catalog.lau.edu.lb/">https://catalog.lau.edu.lb/</a> (see each program page)</li> </ul>	
<b>Success of students in achieving institutional goals including rates of retention and graduation and other measure of student success appropriate to institutional mission. Passage rates for licensure exams, as appropriate</b>	<ul style="list-style-type: none"> <li>• <a href="https://pharmacy.lau.edu.lb/about/educational_quality_indicators.php">https://pharmacy.lau.edu.lb/about/educational_quality_indicators.php</a></li> <li>• <a href="https://www.lau.edu.lb/about/facts.php">https://www.lau.edu.lb/about/facts.php</a></li> <li>• <a href="https://commencement.lau.edu.lb/files/list.pdf">https://commencement.lau.edu.lb/files/list.pdf</a></li> <li>• <a href="https://dira.lau.edu.lb/fact-book/">https://dira.lau.edu.lb/fact-book/</a></li> <li>• <a href="https://dira.lau.edu.lb/assessment/surveys.php">https://dira.lau.edu.lb/assessment/surveys.php</a></li> </ul>	Fact Book 2019–2020 Facts 2019–2020
<b>Total cost of education, including availability of financial aid and typical length of study</b>	<ul style="list-style-type: none"> <li>• <a href="https://www.lau.edu.lb/fees/">https://www.lau.edu.lb/fees/</a></li> <li>• <a href="https://www.lau.edu.lb/apply/financial-aid/">https://www.lau.edu.lb/apply/financial-aid/</a></li> <li>• <a href="https://nursing.lau.edu.lb/students/financial-aid.php">https://nursing.lau.edu.lb/students/financial-aid.php</a></li> <li>• <a href="https://medicine.lau.edu.lb/admission/">https://medicine.lau.edu.lb/admission/</a></li> </ul> <p>Typical length of study: see each program on <a href="https://www.lau.edu.lb/study/undergraduate/">https://www.lau.edu.lb/study/undergraduate/</a></p>	
<b>Expected amount of student debt upon graduation</b>	Not available online.	Not available in print.
<b>Statement about accreditation</b>	<ul style="list-style-type: none"> <li>• <a href="https://www.lau.edu.lb/about/accreditation.php">https://www.lau.edu.lb/about/accreditation.php</a></li> <li>• <a href="https://catalog.lau.edu.lb/accreditation">https://catalog.lau.edu.lb/accreditation</a></li> <li>• <a href="https://www.lau.edu.lb/apply/admission/undergraduate/#faq">https://www.lau.edu.lb/apply/admission/undergraduate/#faq</a></li> <li>• <a href="https://pharmacy.lau.edu.lb/about/">https://pharmacy.lau.edu.lb/about/</a></li> <li>• <a href="https://sas.lau.edu.lb/about/accreditation.php">https://sas.lau.edu.lb/about/accreditation.php</a></li> <li>• <a href="https://sas.lau.edu.lb/csm/accreditation/">https://sas.lau.edu.lb/csm/accreditation/</a></li> <li>• <a href="https://soe.lau.edu.lb/about/accreditation/">https://soe.lau.edu.lb/about/accreditation/</a></li> <li>• <a href="https://soe.lau.edu.lb/ce/programs/be-civil/">https://soe.lau.edu.lb/ce/programs/be-civil/</a></li> <li>• <a href="https://soe.lau.edu.lb/ece/programs/be-computer/">https://soe.lau.edu.lb/ece/programs/be-computer/</a></li> <li>• <a href="https://soe.lau.edu.lb/ece/programs/be-electrical/">https://soe.lau.edu.lb/ece/programs/be-electrical/</a></li> <li>• <a href="https://soe.lau.edu.lb/ime/programs/be-industrial/">https://soe.lau.edu.lb/ime/programs/be-industrial/</a></li> <li>• <a href="https://soe.lau.edu.lb/ime/programs/be-mechanical/">https://soe.lau.edu.lb/ime/programs/be-mechanical/</a></li> <li>• <a href="https://sb.lau.edu.lb/about/accreditation.php">https://sb.lau.edu.lb/about/accreditation.php</a></li> <li>• <a href="https://nursing.lau.edu.lb/">https://nursing.lau.edu.lb/</a></li> <li>• <a href="https://dira.lau.edu.lb/">https://dira.lau.edu.lb/</a></li> </ul>	Fact Book 2019–2020 Facts 2019–2020






## PHYSICAL FACILITIES





## BEIRUT CAMPUS

Beirut Land Area	27,500 m <sup>2</sup>
Beirut Green Area	4,550 m <sup>2</sup>
No. of Buildings	13
Buildings Built-Up Area	72,966.8 m <sup>2</sup>
Built-Up Area of Off-Campus Facilities	2,729.3 m <sup>2</sup>
Built-Up Area of Support Facilities	347 m <sup>2</sup>
Total Built-Up Area	76,043.1 m <sup>2</sup>



Building	Year	Area (m <sup>2</sup> )
Adnan Kassar School of Business	2005	5,872.4
Underground Parking	2005	11,226.8
Gymnasium	1970	1,806.2
Irwin Hall	1947	4,071.5
Nicol Hall	1937	5,252.3
Safadi Fine Arts Building	1970	3,902.3
Wadad Khoury Student Center	1998	4,310.9
Gezairi Building	2012	18,932.4
Orme-Gray Building	1965	4,372.4
Riyad Nassar Library	2005	8,178.7
Sage Hall	1933	2,169.5
Shannon Hall	1954	953.7
University Services	1955	1,917.7
<b>Total Built-Up Area (m<sup>2</sup>)</b>		<b>72,966.8</b>

Off-Campus Facilities	Year	Area (m <sup>2</sup> )
Atiyah Building	2011	1,488.4
Hitti Building	2017	475.3
Off-Campus Store	2017	765.6
<b>Total Built-Up Area (m<sup>2</sup>)</b>		<b>2,729.3</b>

Support Space	Year	Area (m <sup>2</sup> )
Electro-mechanical Rooms	2016	196.8
Power Plant	2016	1,570.0
Site Offices	-	118.6
Upper Gate House	-	18.6
Lower Gate House	-	13.0
L-a Parking	-	740.8
L-b Parking	-	458.5
M Parking	-	1,757.0
Outdoor Tennis Fields	-	1,024.0
<b>Total Built-Up Area (m<sup>2</sup>)</b>		<b>5,897.3</b>



## BYBLOS CAMPUS

Byblos Land Area	317,643 m <sup>2</sup>
Byblos Green Area	13,690 m <sup>2</sup>
No. of Buildings	19
Buildings Built-Up Area	99,820.9 m <sup>2</sup>
No. of Service Buildings	4
Support Buildings Built-Up Area	4,458.4 m <sup>2</sup>
Total Built-Up Area	104,279.3 m <sup>2</sup>







Building	Year	Area (m <sup>2</sup> )
Animal Facility	2010	176.8
Architecture Hall	1995	2,881.7
Semaan Melkan Bassil Hall	1996	1,213.8
Block A	1998	8,589.3
Underground Parking	2012	20,602.6
Cafeteria	1991	603.2
Gilbert and Rose-Marie Chagoury Health Sciences Center	2012	15,625.4
Engineering Laboratories and Research Center	2017	9,704.7
Frem Civic Center	2010	5,171.4
Gate House	2011	128.3
Library Building	2018	6,540.6
Riyad Nassar Central Administration Building	2018	1,944.1
Tohme-Rizk Hall	1991	948.0
Residence Hall B	1998	11,424.3
Science Building	1991	5,365.4
Service Center	2001	477.8
Student Center	1997	1,226.7
Zakhem Hall	1996	4,418.7
Residence Hall C	1996	901.4
BA& RHB Ramp	1998	1,876.7
<b>Total Built-Up Area (m<sup>2</sup>)</b>		<b>99,820.9</b>



Support Space	Year	Area (m <sup>2</sup> )
Power Plant	2018	1,162.5
Maintenance Quarters	2018	408.9
Chillers & Heating	2018	855.7
Water Treatment	2018	80.0
Water Tank	2018	1,283
Site Offices	2018	103
Container 1 - PP	1994	36.8
Container 2 - PP	2003	53.6
Container 3 - Bookshop	2003	36.8
Transformer Rooms	1996	139.8
Valley Site Offices	1991	209.3
Main Gate House	2018	69.3
Upper Gate House	2012	19.7
Parking A	2003	4,549.1
Parking B	2012	4,714.3
Parking C	2012	2,595.4
Parking D	1991	703.8
Parking I	1998	1,535.1
Parking K	1991	2,754.7
Outdoor Tennis Field	2015	599.5
Outdoor Basketball Field	1991	587.5
<b>Total Built-Up Area (m<sup>2</sup>)</b>		<b>22,497.8</b>



## OTHER FACILITIES/PROPERTIES

Other Facilities	Year	Area (m <sup>2</sup> )
SOM Clinical Administration - Ashrafieh	2019	1,7323
LAUMC - Saint John Hospital	2019	16,076
Santona Residence	2018	5,128
Berkeley Residence	2018	3,950
LAU Executive Center @ BCD	2013	644
<b>Total Built-Up Area (m<sup>2</sup>)</b>		<b>27,531</b>

Other Properties	Year	Area (m <sup>2</sup> )
Sidon campus (Land Area)	–	38,008
New York Headquarters and Academic Center	2013	2,368
LAU Medical Center – Rizk Hospital	–	7,900
Louis Cardahi Foundation	2013	275
<b>Total Built-Up Area (m<sup>2</sup>)</b>		<b>10,543</b>



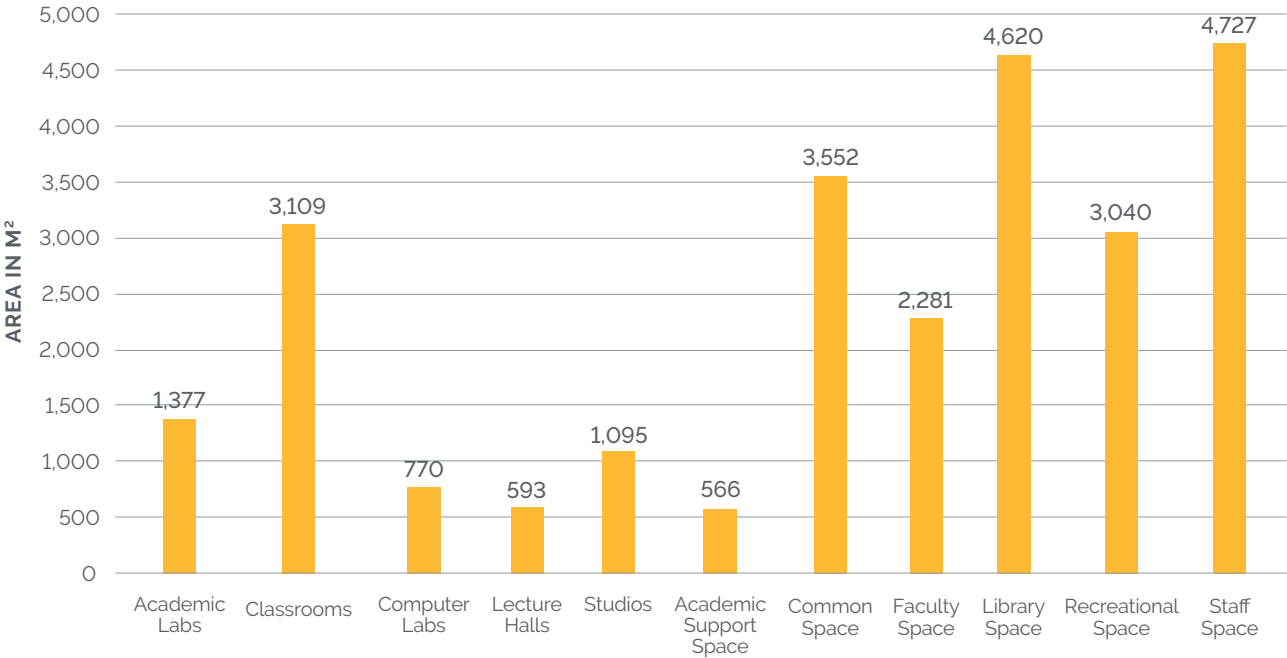




# BEIRUT CAMPUS SPACE UTILIZATION

Space Category	Area (m²)	Count
Academic Labs	1,377	25
Classrooms	3,109	51
Computer Labs	770	14
Lecture Halls	593	5
Studios	1,095	20
Academic Support Space (Centers & Institutes)	566	17
Common Space (Auditoriums, exhibition rooms, conference rooms, Theater)	3,552	N/A
Faculty Space	2,281	180
Library Space	4,620	N/A
Recreational Space (Cafeteria, cyber café, lounges, swimming pool, Athletics, Fitness Center, Dancing rooms, etc.)	3,040	13
Staff Space	4,727	329

Beirut Campus



## ○ Housing Spaces

- ▶ LAU provides housing services by bonding with housing facilities in the neighborhood, 7 minutes away from LAU, Santana Residence and Berkeley Residence.
- ▶ Rooms are furnished with beds, desks, cupboards, safe boxes, and bed sheets and covers. Cable TV, Internet connection, and internal telephone lines are also provided. The buildings are equipped with heating and cooling systems.
- ▶ Each residence offers separate wings for male and female residents with different room options.

## ○ Parking Spaces

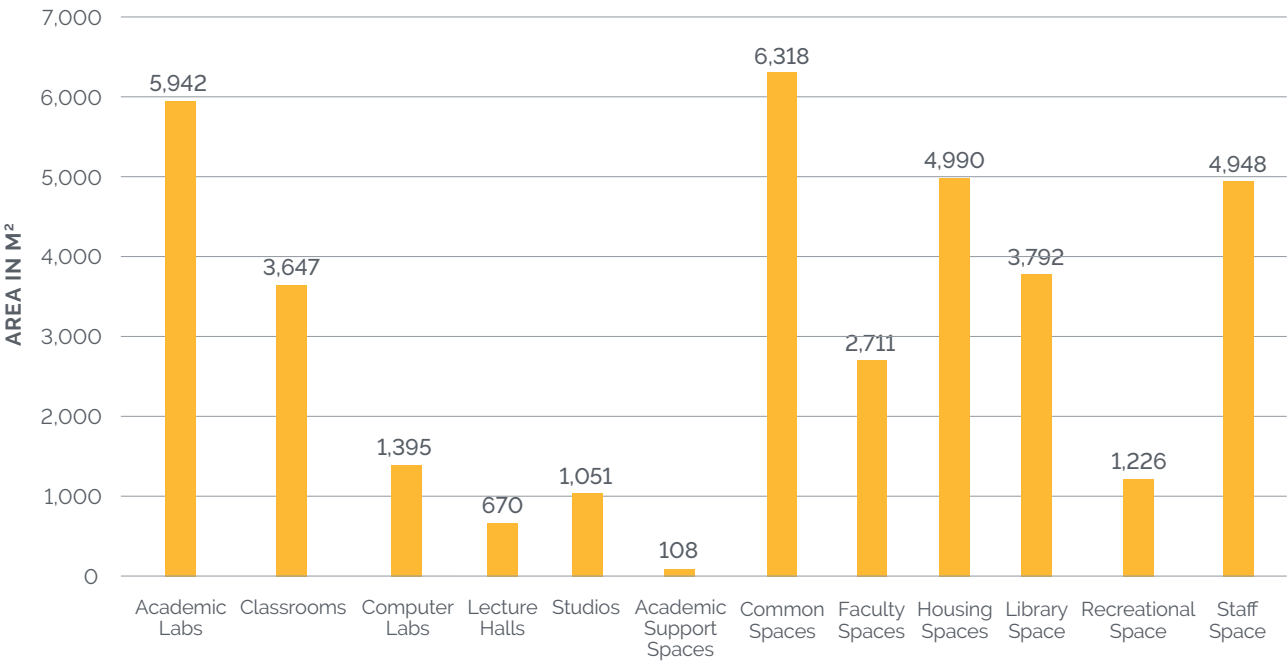
Location	Name	Capacity
Middle Gate Parking (Students/Faculty/Staff)	M	82
Beirut Underground Parking (Faculty/Staff)	U	260
Lower Gate Parking A (Authorized Parking)	L-a	14
Lower Gate Parking B (LAU Vehicles/Authorized Parking)	L-b	18
<b>Total Number of Vehicles</b>		<b>374</b>



# BYBLOS CAMPUS SPACE UTILIZATION

Space Category	Area (m²)	Count
Academic Labs	5,941.67	92
Classrooms	3,646.70	52
Computer Labs	1,395.00	22
Lecture Halls	669.80	5
Studios	1,051.00	17
Academic Support Space	107.80	3
Common Space (Auditoriums, exhibition rooms, conference rooms, Theater)	6,317.61	N/A
Faculty Space	2,711.17	181
Housing Space	4,989.80	N/A
Library Space	3,791.70	40
Recreational Space (Cafeteria, cyber café, lounges, Athletics, Fitness Center, Dancing rooms, etc.)	1,226.10	9
Staff Space	4,947.59	319

## Byblos Campus





## ● Parking Spaces

Location	Name	Capacity
Lower Parking (Students)	A	180
Lower Parking (Students)	B	180
Science Parking (Faculty/Staff/LAU Vehicles)	C	94
Residence Hall B Outdoor Parking (Residents)	D	13
Residence Hall B Underground Parking (Faculty/Staff)	E	79
Block A Underground Parking (Faculty/Staff)	F	18
Byblos Underground Parking (Students/Faculty/Staff)	G	568
Upper Gate (Faculty/Staff)	I	55
Parking In front of Engineering Laboratories & Research Center (Faculty/Staff)	J	44
Parking behind Frem Civic Center (Faculty/Staff)	K	160
<b>Total Number of Vehicles</b>		<b>1,391</b>





## CAPITAL PROJECTS

### BEIRUT CAMUS

Project Name	Project Status	Area (m <sup>2</sup> )
Gezairi Building	Under Execution	18,932
Gulbenkian Amphitheater	Under Execution	1,380

### BYBLOS CAMUS

Project Name	Project Status	Area (m <sup>2</sup> )
Byblos Athletics Center	Under Design	13,064
Animal Facility	Under Design	176
Library & Central Administration	Executed	8,495
Fiber Optic Backbone and Block A Data Center Project	Under Execution	124

## RENOVATION PROJECTS

### BEIRUT CAMUS

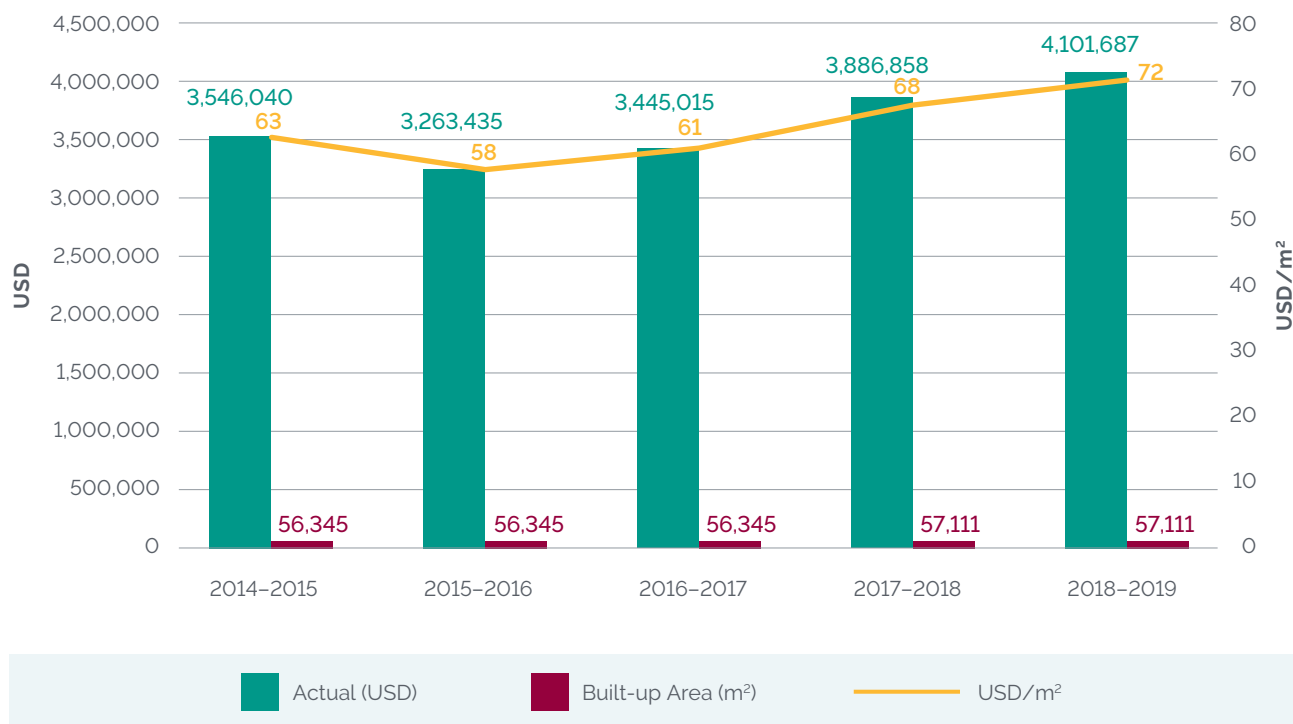
Project Name	Project Status	Area (m <sup>2</sup> )	Cost
Nicol Hall Level 3 Circulation Area	Executed	175	\$105,264.13
Safadi Fine Arts 1202 Computer Lab	Executed	40	\$28,803.23
Safadi Fine Arts Toilets	Executed	42	\$52,459.26

### BYBLOS CAMUS

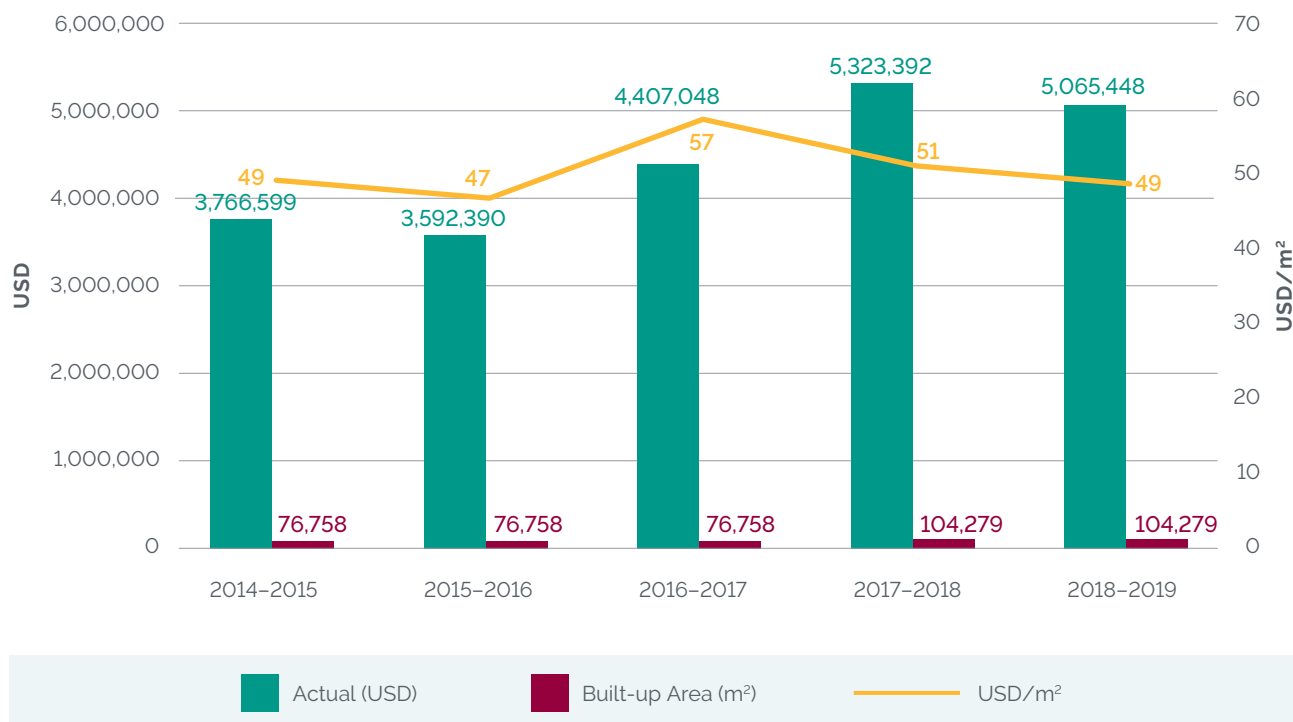
Project Name	Project Status	Area (m <sup>2</sup> )	Cost
Miscellaneous Water Proofing Work	Executed	N/A	\$38,539
Student Lounge Upgrading Work	Executed	N/A	\$6,633
Zakhem L6 Academic Space	Executed	200	\$90,384
Science Level 1 Academic Space & Access between ZH L7 and ARC L6	Executed	182	\$202,770
Block A Level 9 Renovation	Executed	665	\$385,232

## PHYSICAL PLANT EXPENDITURE VS BUILT-UP AREA ..... (INCLUDING OPERATIONS & MAINTENANCE)

*Physical Plant Beirut - Expenses vs Built-up Area 2015–2019*



*Physical Plant Byblos - Expenses vs Built-up Area 2015–2019*

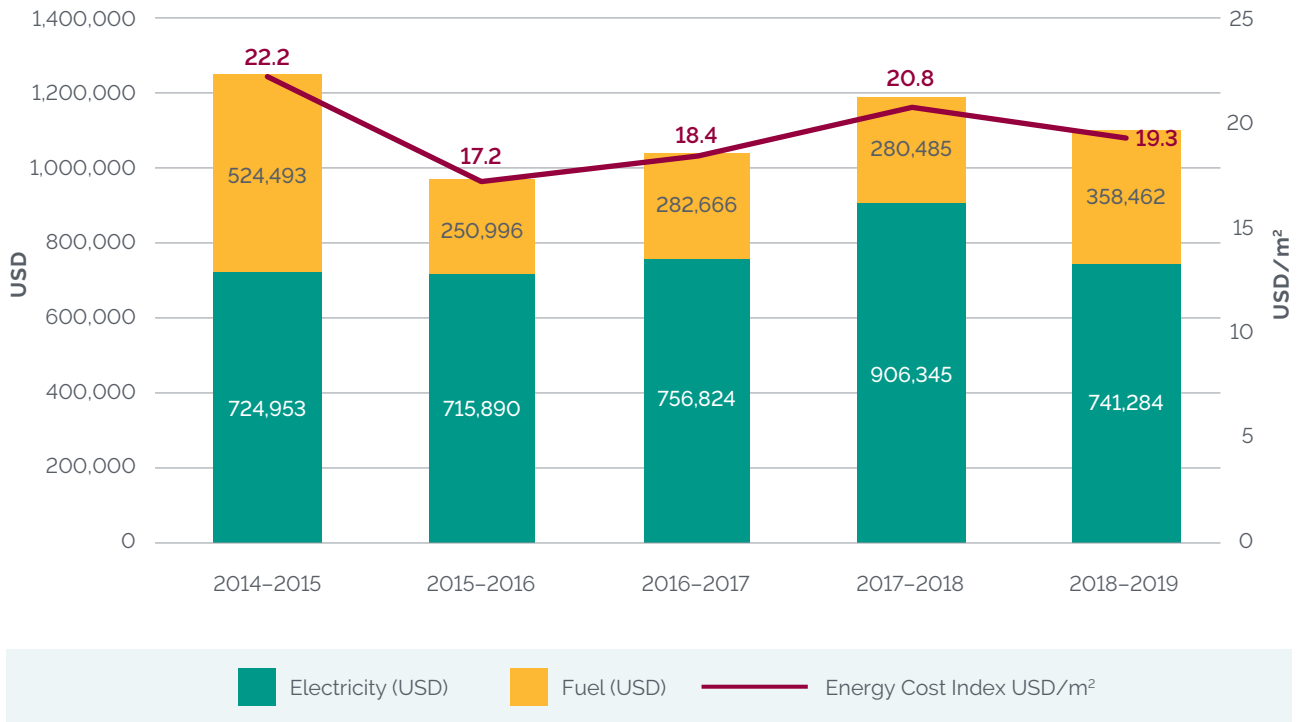


## ENERGY CONSUMPTION & EXPENDITURE .....

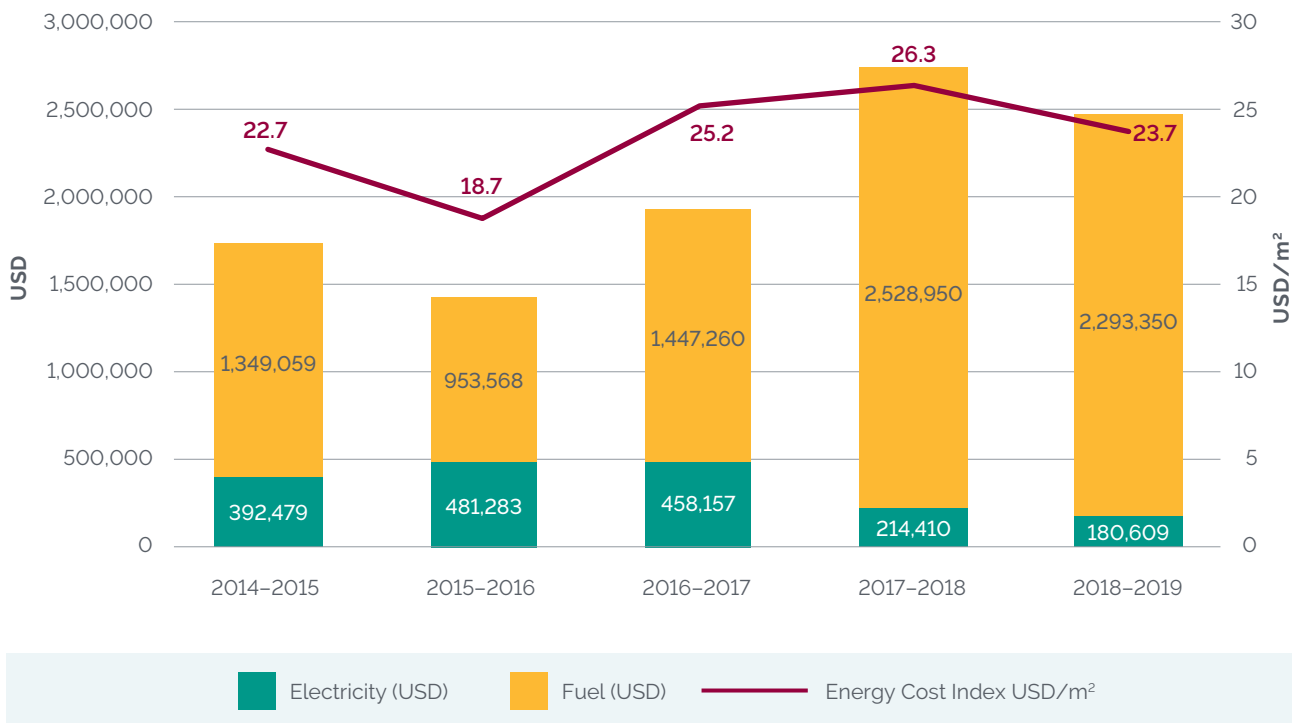
	Beirut Campus	Byblos Campus
Total Energy Consumption (Kwh)	9,743,000	18,940,000
Total Energy Expenditure (\$)	1,100,000	2,473,959
Energy Use Index (Kwh/m <sup>2</sup> /y)	170.6	181.6
Energy Cost Index (\$/m <sup>2</sup> /y)	19.3	23.7
Total CO2 Emissions (Tons CO2)	8,116	15,800



### Physical Plant Beirut - Energy Cost 2015-2019



### Physical Plant Byblos - Energy Cost 2015-2019



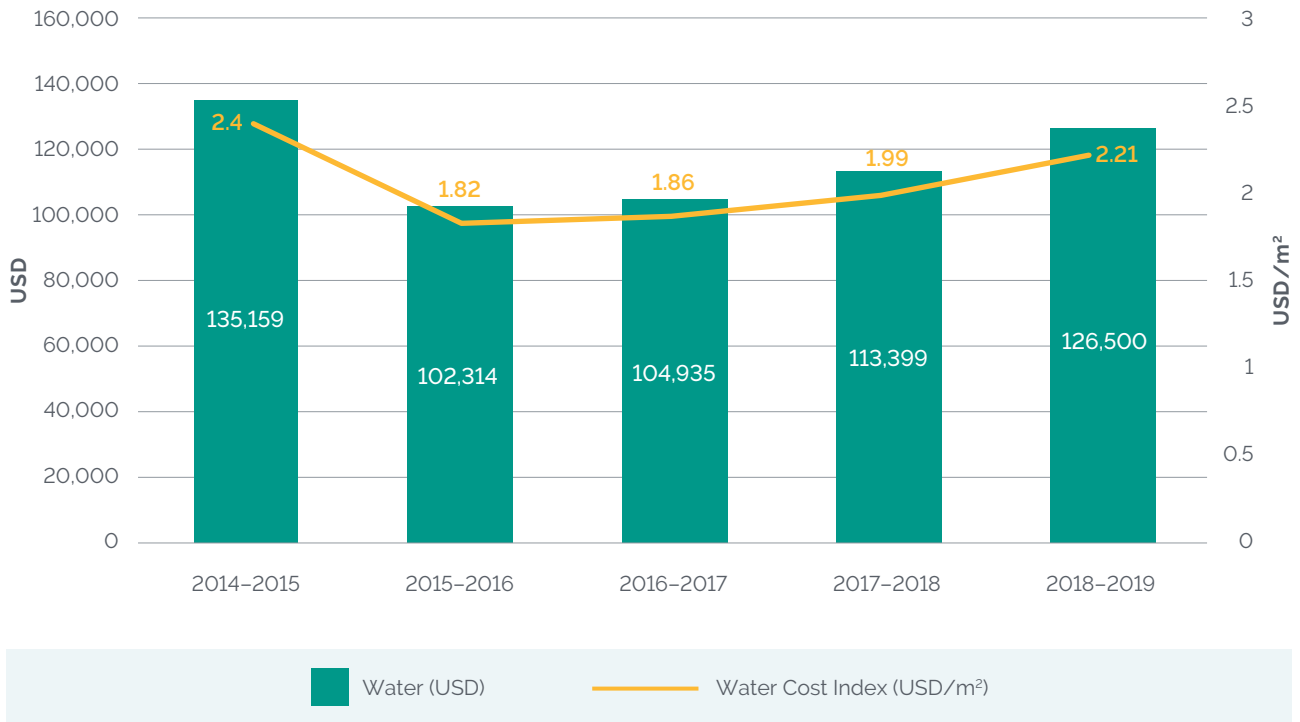


## WATER CONSUMPTION & EXPENDITURE .....

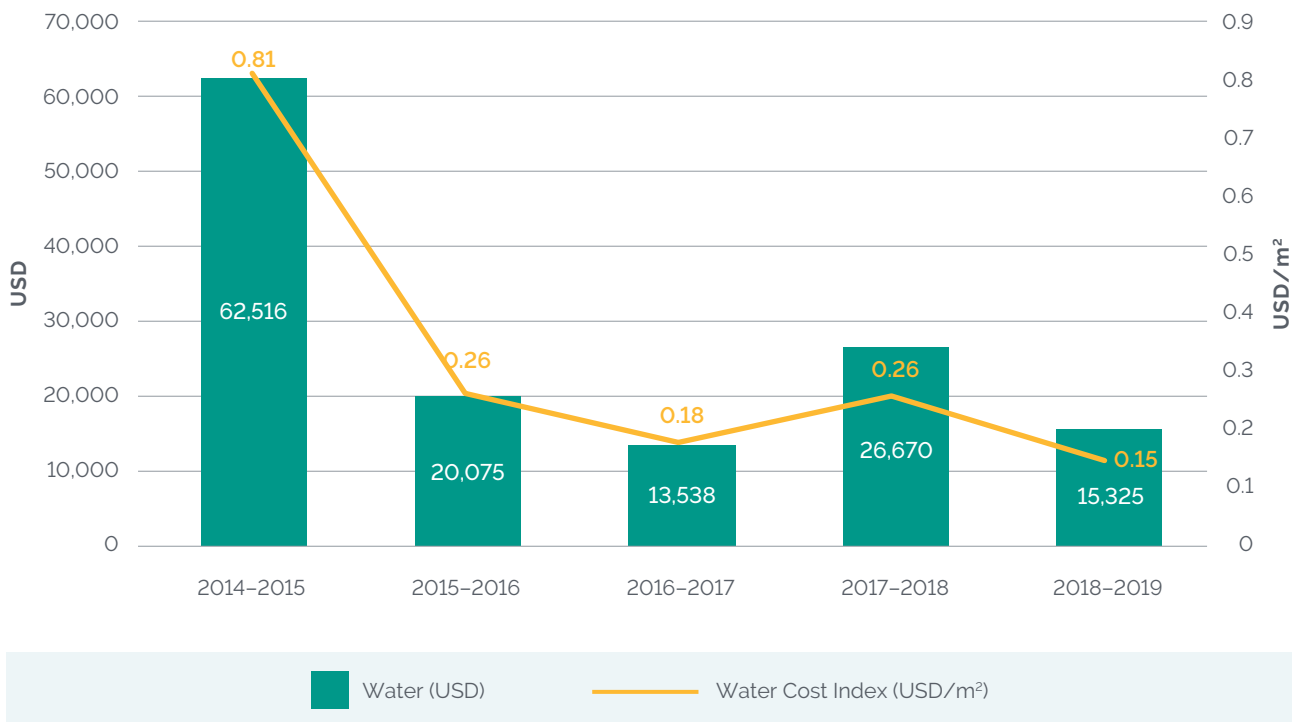
	Beirut Campus	Byblos Campus
Total Water Consumption (m <sup>3</sup> )	24,000	82,000
Total Water Expenditure (\$) excluding treatment & energy	126,500	15,325
Water Use Index WUI (m <sup>3</sup> /student/y)	5.3	21.3
Water Cost Index WCI (\$/student/y)	28	3.97



*Physical Plant Beirut - Water Cost 2015–2019*



*Physical Plant Byblos - Water Cost 2015–2019*



## ENVIRONMENTAL HEALTH & SAFETY

	Beirut Campus	Byblos Campus
Hazardous moved into interim storage (≈Liters)	4,800	–

## SUSTAINABILITY

### CERTIFIED GREEN BUILDINGS TO DATE

Beirut Campus	Byblos Campus
Gezairi Building - EDGE	Tohme-Rizk Hall - EDGE
	Library & Riyad Nassar Administration Buildings - LEED GOLD

### INSTALLED RENEWABLE ENERGY PROJECTS

Byblos Campus
Solar Photovoltaic 25kWp Library & Riyad Nassar Central Administration Buildings
Solar Hot Water Residence Hall C

### RECLAIMED WASTE WATER FOR IRRIGATION


Byblos Campus
5,700 m <sup>3</sup>

### HARVESTED RAIN WATER

Beirut Campus	Byblos Campus
550m <sup>3</sup>	1,100 m <sup>3</sup>













## DEPARTMENT OF INSTITUTIONAL RESEARCH AND ASSESSMENT

Lebanese American University  
P.O. Box 13-5053 Beirut, Lebanon

Beirut Campus, Orme Gray, Level 3  
Tel +961 1 786 456 Ext. 1232  
E-mail: [dira@lau.edu.lb](mailto:dira@lau.edu.lb)  
[www.dira.lau.edu.lb](http://www.dira.lau.edu.lb)