



# FACT BOOK

**2020/2021**

DEPARTMENT OF INSTITUTIONAL  
RESEARCH AND ASSESSMENT





# FACT BOOK

2020/2021





# TABLE OF CONTENTS

<b>PREFACE</b>	<b>5</b>
<b>ABOUT THE DEPARTMENT OF INSTITUTIONAL RESEARCH AND ASSESSMENT</b>	<b>6</b>
Mission Statement	7
Goals	7
Team Members	7
<b>GENERAL INFORMATION</b>	<b>8</b>
About the Institution	8
The Mission, Values and Vision of the Lebanese American University	10
<b>CHARTER AND ACCREDITATION</b>	<b>12</b>
Charter	12
Accreditation	12
Institutional Accreditation	12
Program Accreditation	13
<b>ADMINISTRATION</b>	<b>14</b>
LAU Presidents	14
Board of Trustees	16
University Officers	17
Organizational Chart – Institution	25
<b>ADMISSIONS</b>	<b>26</b>
Admissions Profile	27
Student Admissions by Level	28
Applications from Lebanese High Schools	29
Student Admissions by School	30
New USAID-USP Student Cohort	30
First-time Undergraduate Student Admissions by School	31
Average SAT Scores of Accepted First-time Students	31
School Type of Accepted First-time Students	31
<b>ENROLLMENT</b>	<b>32</b>
Enrollment by Level	33
Student Enrollment by Gender and Status	34
Enrollment by Level and School	35
Enrollment by Program	36
Headcount FTE and Headcount Enrollment for Degree Seeking and Non-degree Seeking Students	40
Student Enrollment by Headcount, Credit Hours and Headcount FTE	41
Enrollment by Place of Origin	42
Retention Rates: First-time Students	43
Bachelor's Degree Retention Rates: by School	44
Undergraduate Degree Seeking Students: Year-to-year Retention, Graduation and Attrition Rates	45
Enrollment in Selective Undergraduate Programs	46
Enrollment in Distance Learning Programs	46
Enrollment in SINARC Program	46
Enrollment in Continuing Education Program (CEP)	46
<b>DEGREES CONFERRED</b>	<b>48</b>
Degrees Conferred by School	50
Degrees Conferred by Degree Level	51

Undergraduate Degree Programs and Majors Offered	52
Graduate Degree Programs and Majors Offered	55
Doctoral – Professional Practice Degree Programs and Majors Offered	56
Bachelor's Degrees 150% Graduation Rates	57
Bachelor's Degrees Six-year Graduation Rates	58

## **ACADEMIC AND STUDENT RELATED INFORMATION 60**

Honor and Distinguished Undergraduate Students	61
Honor, Distinction and High distinction Graduating Students	62
Student Financial Aid Program	63
Distribution of Financial Aid Awards	64
Trends in Financial Aid Budget	65
Tuition and Fees	66
Student Housing	70
Class Size	71
Library and Other information Resources	72
Information Technology Resources	74
Student Clubs	76
Centers and Institutes	77

## **FACULTY AND STAFF 78**

Full-time Faculty by Gender and School	79
Physicians at LAU Medical Center – Rizk Hospital	79
Full-time Faculty by Rank, Gender and School	80
Highest Degree Earned by Full-time Faculty	82
Full-time Faculty with Doctoral Degrees	83
Full-time Faculty Age Range by Rank	83
Full-time Faculty by Nationality	84
Part-time Faculty by School and Gender	84
Highest Degree Earned by Part-time Faculty	85
Faculty FTE by School	86
Student-Faculty Ratio	87
Staff by Employment Type and Gender	87
	88

## **ALUMNI 90**

Alumni Chapters	90
Alumni Chapters by Region	92
Alumni by Gender	92
Alumni by Residence	93

## **FINANCIAL INFORMATION 94**

Finances	95
Expenses by Function	96
Trends in Revenues (In \$)	97
Trends in Expenditures (In \$)	98

## **UNIVERSITY COMMUNICATION 100**

University Publications	101
Public Disclosure	102

## **PHYSICAL FACILITIES 108**











## PREFACE

---

On behalf of the Lebanese American University (LAU), I am pleased to present the LAU Fact Book for 2020–2021. Compiled by the university's Department of Institutional Research and Assessment (DIRA), the Fact Book (which is published annually) portrays the academic year in facts and figures in a way that is easily accessible to anyone interested in learning more about the institution, from both a historical and current perspective.

DIRA's mission is to collect, analyze, warehouse, and disseminate data about various aspects of LAU's institutional life. The department ensures the integrity and consistency of available information for official reporting purposes, providing support for administrative planning, policy formulation, assessment, accreditation, and institutional effectiveness initiatives. DIRA is therefore uniquely positioned to prepare the information in the current Fact Book, which is based on meticulous research and analysis and is relied upon by university decision-makers as they strive to advance LAU on all fronts.

The Fact Book puts forward a comprehensive picture of LAU, through various lenses, and serves as a data resource capturing both statistical and historical information about the institution.

Those wishing to gain a thorough understanding of the university's academic programs, services, students, faculty, staff, facilities and finances need only open its pages to obtain the necessary data.

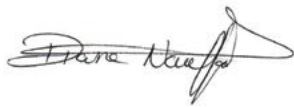
As always, a printed copy is available upon request, as is an online downloadable version in PDF format (<http://dira.lau.edu.lb/fact-book/>). Given that LAU is a dynamic and continuously changing institution, I also encourage you to visit the general DIRA website for the most current information about the university (<http://dira.lau.edu.lb/>).

The preparation of the Fact Book involves many members of the LAU community and I am very grateful for the assistance provided to DIRA as we undertake this monumental effort. Each year, the Fact Book incorporates new information as requested by various university constituents.

As always, the department welcomes comments and suggestions for the Fact Book's continued enhancement. Please address all comments and inquiries in regard to this year's edition to me at extension 1232 or by e-mail at [diane.nauffal@lau.edu.lb](mailto:diane.nauffal@lau.edu.lb).

Looking forward to hear from you,

Sincerely yours,



**Diane I. Nauffal, PhD**

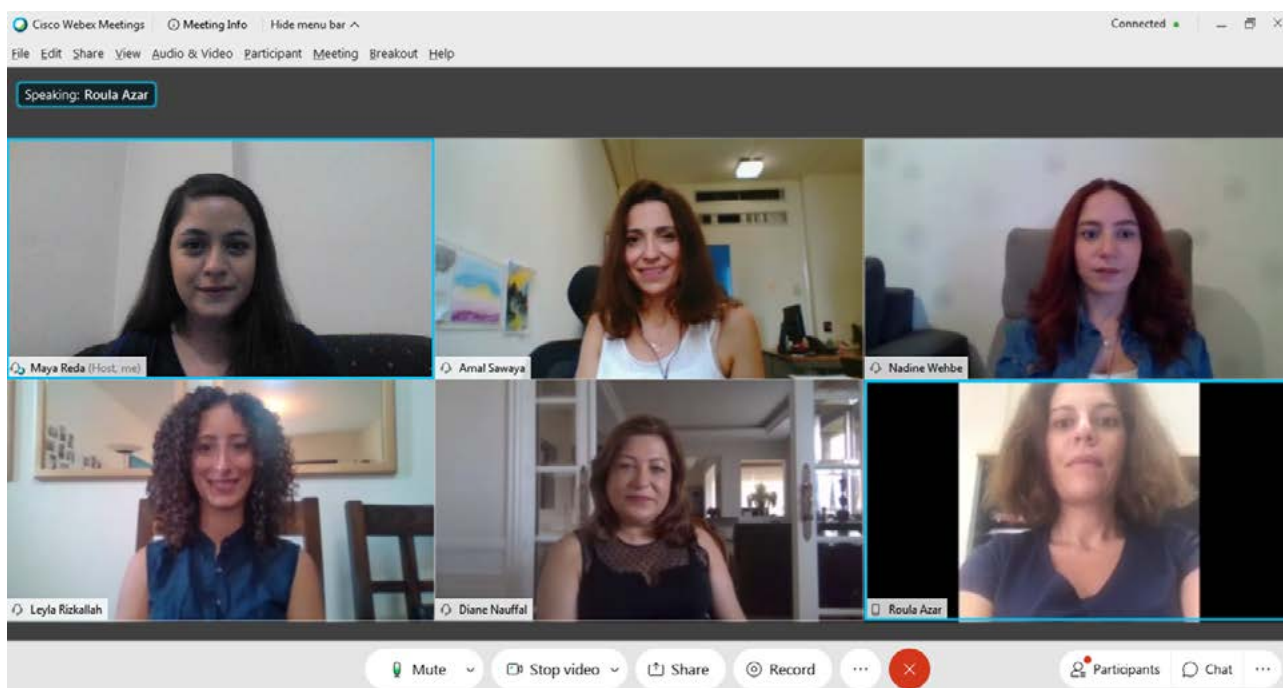
Assistant to the President  
Department of Institutional Research and Assessment



# ABOUT THE DEPARTMENT OF INSTITUTIONAL RESEARCH AND ASSESSMENT







## MISSION STATEMENT

The Department of Institutional Research and Assessment (DIRA) at the Lebanese American University collects, analyzes, warehouses, and disseminates data about the continuum of functions of the institution – educational, administrative and support. It ensures the integrity and consistency of information for official reporting and provides support for the institution's decision-makers in planning, policy formulation, assessment and institutional effectiveness initiatives.

## GOALS

Within the stated mission, the goals of the Office of Institutional Research and Assessment are as follows:

- ▶ Support evidence-based decision making;
- ▶ Oversee institutional reporting;
- ▶ Strengthen assessment culture throughout university.

## TEAM MEMBERS

### Diane Issa Nauffal, PhD

Assistant to the President  
for Institutional Research  
and Assessment  
Phone: 961-1-786456 Ext. 1232  
E-mail: [diane.nauffal@lau.edu.lb](mailto:diane.nauffal@lau.edu.lb)

### Nadine Wehbe, MBA

Senior Assessment Officer  
Phone: 961-1-786456 Ext. 1384  
E-mail: [nadine.wehbe@lau.edu.lb](mailto:nadine.wehbe@lau.edu.lb)

### Leyla Rizkallah, MBA

Institutional Research Officer  
Phone: 961-1-786456 Ext. 1659  
E-mail: [leyla.rizkallah@lau.edu.lb](mailto:leyla.rizkallah@lau.edu.lb)

### Amal Sawaya, ME

Lead Institutional Research Associate  
Phone: 961-1-786456 Ext. 1338  
E-mail: [amal.sawaya@lau.edu.lb](mailto:amal.sawaya@lau.edu.lb)

### Maya Reda, BS

Institutional Research Officer  
Phone: 961-1-786456 Ext. 1484  
E-mail: [maya.reda@lau.edu.lb](mailto:maya.reda@lau.edu.lb)

### George Achkar, BS

Senior Institutional Research Officer  
Phone: 961-1-786456 Ext. 3906  
E-mail: [georges.elachkar@lau.edu.lb](mailto:georges.elachkar@lau.edu.lb)



## ABOUT THE INSTITUTION

### » *History and Location*

The Lebanese American University (LAU), a leading private higher education institution in Lebanon, operates under a charter from the Board of Regents of the University of the State of New York. LAU is accredited by the Commission on Institutions of Higher Education of the New England Commission of Higher Education (NECHE).

LAU is a nonsectarian institution guided by a deeply rooted sense of shared ethical values. The university began as a women's college in 1924, with roots extending back to 1835, when the Ottoman Empire's first school for girls was founded. LAU expanded over the decades, catering to the growing educational needs of Lebanon, the Middle East and around the world. Today LAU boasts seven schools, along with 21 centers and institutes. Dynamic and distinguished faculty members research and teach in a wide range of academic disciplines.

LAU's two main campuses are located on leafy hillsides by the Mediterranean Sea, around 43 kilometers apart, putting LAU within easy reach of all areas of Lebanon. The Byblos and Beirut campuses offer similarly structured programs in the arts, sciences and business. Programs in nursing and medicine, as well as junior and senior-year courses in engineering and pharmacy, are offered exclusively in Byblos.

LAU still continues to expand today. With the establishment of its New York Headquarters and Academic Center and a new executive center in Beirut Central District, LAU continues its journey of perpetual improvement and progression.

### » *Accreditation*

LAU is accredited by the New England Commission of Higher Education (NECHE), formerly the Commission on Institutions of Higher Education of the New England Association of Schools and Colleges, Inc. In 2014 LAU underwent a comprehensive evaluation and was re-accredited for a ten-year period.

### » *Academic Schools and Colleges*

The University comprises seven schools: The School of Architecture and Design, the School of Arts and Sciences, the Adnan Kassar School of Business, the School of Engineering, the Gilbert and Rose-Marie Chagoury School of Medicine, the Alice Ramez Chagoury School of Nursing and the School of Pharmacy.

### ► *Academic Programs and Degrees Conferred*

Academic offerings include 65 degree programs in 60 different major fields: 39 bachelor's degree programs, 21 master's degree programs, 2 professional degree programs, 1 graduate diploma and 2 post-bachelor's diplomas.

During the academic year 2019-2020, the university awarded 1,716 bachelor's degrees, 226 master's degrees, 81 doctoral-professional practice degrees and 48 post-bachelor's diplomas.

### ► *Faculty*

Full-time faculty for fall 2020 totaled 333, of whom 32 hold the rank of professor, 127 the rank of associate professor and 78 the rank of assistant professor. 80 percent of the full-time faculty hold a doctorate or other terminal degree.

### ► *Enrollment*

With 6,984 undergraduates, 793 graduates and 267 students in doctoral – professional practice degree programs, enrollments in fall 2020 totaled 8,044. Of the 7,297 full-time students, 92 percent are undergraduates, 4 percent are graduate students and 4 percent of the students are enrolled in doctoral – professional practice degree programs. The undergraduate student body is 48 percent male. Of the total number of students enrolled, 1,378 are from 75 foreign countries.

### ► *Admissions / Retention*

1,952 undergraduate students are enrolled for the fall 2020. 37 percent of all first-time applicants enrolled. 3,783 or 93 percent of accepted first-time students attended schools within Lebanon. 494 or 54 percent of graduate students were accepted and 66 percent enrolled in fall 2020. Of the students in doctoral – professional practice degree programs, 141 or 59 percent were accepted and 93 percent enrolled in the academic year 2020–2021.

### ► *Finance*

LAU's operating budget for 2019–2020 was \$203,012,524, a 2 percent increase from the 2018-2019 budget, reflecting the university's continued growth and expansion. 19 percent of this was earmarked for student financial aid.

### ► *Physical Facilities*

LAU campuses occupy 345,143 square meters of space, of which the Beirut campus represents 27,500 square meters and the Byblos campus 317,643 square meters. The university is also a major shareholder in the LAU Medical Center-Rizk Hospital.



## THE MISSION, VALUES AND VISION OF THE LEBANESE AMERICAN UNIVERSITY

---

### ►► *Mission*

The Lebanese American University is committed to academic excellence, student centeredness, civic engagement, the advancement of scholarship, the education of the whole person, and the formation of leaders in a diverse world.

### ►► *Values*

In both planning for its future as well as conducting its ongoing daily activities, LAU seeks to act in a manner that is guided by a deep-rooted sense of shared ethical values and aspirations. Built upon this foundation, Lebanese American University:

- Draws its fundamental inspiration from the devotion of its Presbyterian Founders to always seek the Truth, respect human dignity, promote gender equality, and be inclusive;
- Provides educational opportunities as one university with multiple campuses, each with distinctive gifts and attributes;
- Commits to academic and service excellence throughout the institution;
- Demonstrates dignity and respect for and from the Board, faculty, staff and students in word and in deed;
- Celebrates the accomplishments and contributions of all members of the LAU community;
- Succeeds because its people take pride of ownership and are held accountable for their actions;
- Works together as an extended family community that reflects the highest ethical and moral standards;
- Enables individuals to find their own spiritual and personal fulfillment while ever sensitive to the changing global village in which they live;
- Promotes social connectedness of the students to the country of Lebanon; and encourages their commitment to social justice and democracy.

### ►► *Vision*

The vision of LAU is driven by its mission and values, and is carried out by:

- Providing access to a superior education for diverse undergraduate and graduate students and lifelong learners;
- Attracting and retaining distinguished faculty who excel in teaching, research and community service;
- Enrolling and retaining academically qualified and diverse students;
- Embracing liberal arts in all curricula;
- Creating opportunities for rigorous research and the dissemination of knowledge;
- Developing a close-knit community that excels academically, is intellectually stimulating, and is religiously, ethnically and socio-economically diverse;
- Attracting and retaining a highly qualified staff committed to excellence in service;
- Fostering collaboration across the university in teaching, learning, research and service;
- Providing state-of-the-art infrastructure and support services that enrich the student, faculty and staff experience;
- Developing world citizens with a deep sense of civic engagement;
- Promoting the values of peace, democracy, and justice.









# CHARTER AND ACCREDITATION



## CHARTER

LAU is chartered by the Board of Regents of the University of the State of New York. The University of the State of New York is the sole entity authorized by the State of New York to incorporate higher education institutions and authorize them to confer degrees.

Beirut College for Women (which was to become LAU) was granted a provisional charter by the Board of Regents in 1950, and an absolute charter five years later. Since then, the charter has been amended several times in response to the institution's growth.

The University of the State of New York is a large system of educational services, including thousands of schools, colleges, universities, museums, libraries and other institutions. Its Board of Regents sets overall education policy for the State of New York and chooses a Commissioner of Education, who serves as president of the University of the State of New York and heads the New York State Education Department.

## ACCREDITATION

Degrees awarded by the Lebanese American University are officially registered with the Ministry of Higher Education in Lebanon and with the Board of Education in the State of New York.

## INSTITUTIONAL ACCREDITATION

LAU is accredited by the **New England Commission of Higher Education (NECHE)**, formerly the Commission on Institutions of Higher Education of the New England Association of Schools and Colleges, Inc.



## PROGRAM ACCREDITATION

### 1. School of Architecture and Design

#### Bachelor of Architecture

The Bachelor of Architecture program has been granted initial accreditation as of 2019, by the National Architectural Accrediting Board (NAAB), which accredits architecture programs in the United States. The program is the first in Lebanon and the third outside the United States to receive NAAB accreditation: <https://www.naab.org/>.

In addition to being recognized by the Ministry of Education in Lebanon, the Bachelor of Architecture is officially recognized by the French Government, which allows our graduates to practice in France and the European Union.

#### Bachelor of Design Programs

The School of Architecture & Design at LAU earned the NASAD Accreditation, which covers all its art and design programs. NASAD accreditation covers the BA in Fine Arts, the BFA in Interior Design, the BFA in Graphic Design and the BFA in Fashion Design. For more information on NASAD: <https://nasad.arts-accredit.org/>.

### 2. School of Arts and Sciences

#### Bachelor of Science in Computer Science

LAU's B.S. in Computer Science program is accredited by the Computing Accreditation Commission of ABET, <https://www.abet.org>.

#### Bachelor of Science in Nutrition and Dietetics Coordinated Program (CP)

The BS in Nutrition and Dietetics Coordinated Program (CP) at the School of Arts and Sciences has been granted candidacy for accreditation by the accrediting agency for the Academy of Nutrition and Dietetics in the US. As the first step in a four-year accrediting process, the candidacy by the Accreditation Council for Education in Nutrition and Dietetics (ACEND) grants current and future students the same rights of a fully accredited program.

Out of only six international programs with ACEND accreditation, the CP in the Department of Natural Sciences is the only dietetics education program with a concentration in Interprofessional Education (IPE). It is also the only one in Lebanon to have an IPE approach.

### 3. Adnan Kassar School of Business

The Adnan Kassar School of Business (AKSOB) at the Lebanese American University (LAU) is accredited by the Association to Advance Collegiate Schools of Business (AACSB) International. In addition, AKSOB's Hospitality and Tourism Program is accredited by the Accreditation Commission for Programs in Hospitality Administration (ACPHA).

AKSOB's portfolio includes three undergraduate degree programs: B.S. in Business Studies, B.S. in Economics, and B.S. in Hospitality and Tourism Management; and five graduate degree programs: Masters in Business Administration (MBA), Executive Masters in Business Administration (EMBA), M.A. in Applied Economics, Masters in Laws (LLM), and Masters of Science in Human Resources Management (MS HRM).

### 4. School of Engineering

#### Bachelor of Engineering Programs

- ▶ The B.E. in Civil Engineering is accredited by the Engineering Accreditation Commission of ABET, <http://www.abet.org>
- ▶ The B.E. in Computer Engineering is accredited by the Engineering Accreditation Commission of ABET, <http://www.abet.org>
- ▶ The B.E. in Electrical Engineering is accredited by the Engineering Accreditation Commission of ABET, <http://www.abet.org>
- ▶ The B.E. in Industrial Engineering is accredited by the Engineering Accreditation Commission of ABET, <http://www.abet.org>
- ▶ The B.E. in Mechanical Engineering is accredited by the Engineering Accreditation Commission of ABET, <http://www.abet.org>

In addition, the B.E. in Civil Engineering, B.E. in Computer Engineering, B.E. in Electrical Engineering, B.E. in Industrial Engineering and B.E. in Mechanical Engineering are accredited by the Federation of Arab Engineers.

### 5. School of Nursing

#### Bachelor of Science in Nursing

"The Bachelor of Science in Nursing at the Lebanese American University – Alice Ramez Chagoury School of Nursing is accredited by the Commission on Collegiate Nursing Education, 655 K Street, NW, Suite 750, Washington, DC 20001, (202)-887-6791."

### 6. School of Pharmacy

#### Doctor of Pharmacy

The School of Pharmacy is a full member of the American Association of Colleges of Pharmacy (AACP). Currently, the Doctor of Pharmacy program at LAU is the only one outside the United States of America that is accredited by the Accreditation Council for Pharmacy Education (ACPE). Pharm.D. graduates are eligible for licensure as pharmacists in most U.S. states and provinces.



# ADMINISTRATION

## LAU PRESIDENTS

President's Name	Years of Service
Frances Irwin	1924 – 1935
Winifred Shannon	* 1935 – 1937
William A. Stoltzfus	1937 – 1958
James H. Nicol	* 1941 – 1943
Rhoda Orme	* 1954 – 1955
Grace Loucks Elliot	* 1958 – 1959
Frances M. Gray	1959 – 1965
Salwa Nassar	1965 – 1967
Cornellius B. Houk	* 1967
Marie Sabri	1967 – 1969
William H. Schechter	1969 – 1973
Albert Y. Badre	1973 – 1982
Riyad F. Nassar	1982 – 2004
Joseph G. Jabbra	2004 – 2020
Michel E. Mawad	2020 – present

\* Acting president











## BOARD OF TRUSTEES

### Board of Trustees

Mr. Philip Stoltzfus – *Chairman of the Board*

Mrs. Cheryl G. Murer, J.D., CRA – *Vice-Chair of the Board*

Mr. Antoine N. Frem – *Secretary of the Board*

Mr. Mike Ahmar

Mr. Thomas Abraham

Dr. Johnny B. Awwad

Mr. George Doumet

Mr. Raymond Debbane

Mrs. Eva Kotite Farha

Ambassador Edward M. Gabriel, Ret.

Dr. Robert D. Harrington, MD

Sheikh Walid Katibah

Rev. Rebecca Kirkpatrick

Mrs. May Makhzoumi

Mrs. Darla Moore

Dr. Francois Nader, MD, MBA

Mrs. Mona Nehmé

Mr. Clay Pell

Mr. Ghassan M. Saab

Sheikha Intisar Salem Al Ali Al Sabah

Dr. H. John Shammas, MD

Mr. Nicolas A. Tamari

Dr. Edmond D. Villani

Mr. Robert Worley

### Ex-Officio Members

Rev. Elmarie Parker

Rev. Joseph Kassab

Dr. Michel E. Mawad

Dr. John Khoury

## UNIVERSITY OFFICERS


FALL 2020

### University Officers

Officer	Highest Degree Earned	Administrative Title
Michel E. Mawad	MD	President
George E. Nasr	PhD	Provost
Elise Salem	PhD	Vice President for Student Development and Enrollment Management
Roy Majdalani	MBA	Vice President for Administration
Charles Abou Rjeily	License, CPA	Vice President for Finance
George K. Najjar	PhD	Vice President for Advancement
Nour Hajjar	LLB	General Counsel

### Deans of Schools

Officer	Highest Degree Earned	Administrative Title
Elie Haddad	PhD	Dean of the School of Architecture & Design
Cathia Jenainati	PhD	Dean of the School of Arts & Sciences
Wassim Shahin	PhD	Dean of the Adnan Kassar School of Business
Lina Karam	PhD	Dean of the School of Engineering
Sola Bahous	MD, PhD	Interim Dean of the Gilbert and Rose-Marie Chagoury School of Medicine
Costantine Daher	PhD	Interim Dean of the Alice Ramez Chagoury School of Nursing
Imad Btaiche	PharmD	Dean of the School of Pharmacy
Samer Saab	PhD	Dean of Graduate Studies & Research





## Academic Affairs Officers

Officer	Highest Degree Earned	Administrative Title
Barbar Akle	PhD	Assistant Provost
Rula Diab	PhD	Assistant Provost
<b>SCHOOL OF ARCHITECTURE &amp; DESIGN</b>		
Elie Haddad	PhD	Dean
Sophie Khayat	DES	Assistant Dean
Maroun Daccache	PhD	Chair, Architecture & Interior Design
Hanibal Srouji	MFA	Chair, Art & Design
Roula El Khoury	MArch	Associate Chair, Architecture & Interior Design
Maria Bahous	MA	Associate Chair, Art & Design
<b>SCHOOL OF ARTS &amp; SCIENCES</b>		
Cathia Jenainati	PhD	Dean
Haidar Harmanani	PhD	Associate Dean
Samer Habre	PhD	Assistant Dean
Robin Ishac Taleb	PhD	Assistant Dean
Jad Melki	PhD	Chair, Communication Arts
Georges Khazen	PhD	Chair, Computer Science & Mathematics
Rima Bahous	EdD	Chair, Education
Victor Khachan	PhD	Chair, English
Vahid Behmardi	PhD	Chair, Humanities
Brigitte Wex	PhD	Chair, Natural Sciences
Marwan Rowayheb	PhD	Chair, Social Sciences



## Academic Affairs Officers

Officer	Highest Degree Earned	Administrative Title
<b>ADNAN KASSAR SCHOOL OF BUSINESS</b>		
Wassim Shahin	PhD	Dean
Abdallah Dah	PhD	Associate Dean
Salpie Djoundourian	PhD	Associate Dean
Guy Assaker	PhD	Assistant Dean
Ghassan Dibeh	PhD	Chair, Economics
Wissam Abdallah	PhD	Chair, Finance & Accounting
Said Ladki	PhD	Chair, Hospitality & Tourism Management
Raed EL-Khalil	PhD	Chair, Information Technology & Operations Management
Josiane Sreih	PhD	Chair, Management Studies
Maya Farah	PhD	Chair, Marketing
Ali Fakih	PhD	Associate Chair, Economics
Silva Karkoulia	EdD	Associate Chair, Management Studies
<b>SCHOOL OF ENGINEERING</b>		
Lina Karam	PhD	Dean
Michel Khoury	PhD	Associate Dean
Caesar Abi Shdid	PhD	Chair, Civil Engineering & Program Coordinator Petroleum Engineering
Dani Tannir	PhD	Interim Chair, Electrical and Computer Engineering & Program Coordinator Mechatronics Engineering
Wassim Habchi	PhD	Chair, Industrial and Mechanical Engineering
Ali Ammouri	PhD	Coordinator, Beirut Campus Engineering Programs



## Academic Affairs Officers

Officer	Highest Degree Earned	Administrative Title
---------	-----------------------	----------------------

### GILBERT AND ROSE-MARIE CHAGOURY SCHOOL OF MEDICINE

Sola Aoun Bahous	MD, PhD	Interim Dean
Sola Aoun Bahous	MD, PhD	Associate Dean for Medical Education
Rajaa Chatila	MD	Assistant Dean, Graduate Medical Education
Vanda Abi Raad	MD	Assistant Dean, Faculty Affairs and Development
Andre Megarbane	MD, PhD	Assistant Dean, Research
Tony Zreik	MD	Assistant Dean, Business Development
Elie Abi Nader	MD	Acting Chair, Anesthesiology
Zeina Tannous	MD	Chair, Dermatology
Jacques Mokhbat	MD	Chair, Internal Medicine
Hussein Farhat	MD	Acting Chair, Laboratory Medicine
Daniel Mahfoud	MD	Acting Chair, Medical Imaging and Interventional Therapeutics
Tony Zreik	MD	Chair, Obstetrics and Gynecology
Jamal Bleik	MD	Chair, Ophthalmology
Chahine Assi	MD	Chair, Orthopedic Surgery and Trauma
Noha Doueih	MD	Acting Chair, Pathology
Gerard Wakim	MD	Acting Chair, Pediatrics
Bassem Safadi	MD	Chair, Surgery

### ALICE RAMEZ CHAGOURY SCHOOL OF NURSING

Costantine Daher	PhD	Interim Dean
Myrna Abi-Abdallah Doumit	PhD	Assistant Dean

### SCHOOL OF PHARMACY

Imad Btaiche	PharmD	Dean
Roy Kanbar	PharmD, PhD	Associate Dean, Academic Affairs
Lamis Karaoui	PharmD	Acting Assistant Dean, Student Affairs Director, Experiential Education
Soumana Nasser	PharmD	Chair, Pharmacy Practice
Mohammad Mroueh	PhD	Chair, Pharmaceutical Sciences

### GRADUATE STUDIES & RESEARCH

Samer Saab	PhD	Dean
Walid Marrouh	PhD	Assistant Dean

### LIBRARY

Houeida Charara	MS	Lead Director, Collection Management
Marie-Therese Mitri	MA	Senior Director, Public Services, Research & Instruction

Academic Affairs Officers		
Officer	Highest Degree Earned	Administrative Title
<b>CONTINUING EDUCATION</b>		
Charbel Azar	MBA	Director
George Obeid	BA	Deputy Director
<b>GRANTS AND CONTRACTS</b>		
Mario Rebeiz	MA	Director, Grants & Contracts
Eliane El-Beyrouthy	MS	Director, Finance, Grants & Contracts
<b>TITLE IX</b>		
Jennifer Skulte-Ouaiss	PhD	Director
Student Development and Enrollment Management Officers		
Officer	Highest Degree Earned	Administrative Title
<b>ENROLLMENT MANAGEMENT</b>		
Abdo Ghié	MAP	Assistant Vice President, Enrollment Management
<b>DEAN OF STUDENTS</b>		
Raed Mohsen	PhD	Dean, Beirut
Makram Ouaiss	PhD	Dean, Byblos
<b>ADMISSIONS</b>		
Nada Kassem Hajj	MS	Senior Director
<b>ATHLETICS</b>		
Sami Garabedian	MS	Senior Director, Beirut
Joe Moujaes	MS	Lead Director, Byblos
<b>FINANCIAL AID AND SCHOLARSHIPS</b>		
Ghada Abi Fares	MBA	Senior Director
<b>INTERNATIONAL SERVICES</b>		
Dina Abdul Rahman	MBA	Director
<b>OUTREACH AND CIVIC ENGAGEMENT</b>		
Elie Samia	MA	Assistant Vice President, Outreach and Civic Engagement
<b>REGISTRAR</b>		
Annie Lajinian-Magarian	MEd	Senior University Registrar
Eddy Yerevant Juvelekian	MS	Senior Associate Registrar
<b>RESIDENCE HALLS</b>		
Assia Kanaan	MEd	Senior Supervisor, Beirut
Suzy Saba	TS	Senior Manager, Byblos
<b>STUDENT SERVICES</b>		
Aya El Mir	MBA	Director
Zeina Trad Barakat	MBA	Director

## Administration Officers

Officer	Highest Degree Earned	Administrative Title
<b>BUSINESS SERVICES</b>		
Jassim Osman	BE	Senior Director, Auxiliary Services
Gaby Salameh	BS	Director, Hospitality Services
<b>FACILITIES MANAGEMENT</b>		
Georges Hamouche	MS	Assistant Vice President, Facilities Management
Shaheen Bou Jawdeh	LLM	Executive Director, Project Management & Contract Administration
Nabil Bedran	BE	Senior Director, Capital Construction Management, Beirut
Toufic Smayra	PhD	Senior Director, Capital Construction Management, Byblos
Joseph Shebaya	Diplome	Executive Director, Planning and Renovations
Roger El-Haddad	MBA	Senior Director, Physical Plant, Beirut
Ziad Haddad	MBA	Senior Director, Physical Plant, Byblos
Emad Abdenmour	ME	Lead Director, Operations & Maintenance, Beirut
Roula Boustany	BE	Lead Director, Operations & Maintenance, Byblos
<b>HUMAN RESOURCES</b>		
Charbel Aoun	MBA	Assistant Vice President, Human Resources
Nicolas Majdalani	License	Senior Director, BPR & HR Analytics
Ruba Nassar Tohme	MBA	Senior Director, Compensation & Benefits
Antoinette Daher	Maitrise	Lead Director, Campus Compensation & Benefits, Beirut
Grace Lebbos	EMBA	Executive Director, Staff Relations & Development
Indji Dagher	BA	Director, Staff Recruitment
<b>INFORMATION TECHNOLOGY</b>		
Camille Abou-Nasr	BE	Assistant Vice President, Information Technology
Roula Hage	Diplome	Senior Director, IT Applications & Solutions
Imad Musleh	BS	Senior Deputy Director, IT Applications & Solutions
Hamid Saliba	Diplome	Senior Director, IT Infrastructure
Rodolph Aouad	License	Director, IT Security
Hady Tanissa	MS	Senior Director, IT Support
<b>PROTECTION</b>		
Major Ahmad Hassouna	Lieutenant	Senior Director, Protection

## Finance Officers

Officer	Highest Degree Earned	Administrative Title
<b>BUDGET AND FINANCIAL PLANNING</b>		
Naji Medlej	DEA	Executive Director, Budget and Financial Planning

## FINANCE OPERATIONS

Elias Kassis	License	Assistant Vice President, Operations
Rola Fares	BS	Comptroller, Finance Operations, Beirut
Michel Chahine	MS	Senior Comptroller, Finance Operations, Byblos

## FINANCE CORPORATE AFFAIRS

Simon Sakr	MBA	Assistant Vice President, Corporate Affairs
Farid El Daoud	MBA	Comptroller, Accounting & Financial Reporting
Joe Nohra	EMBA	Director, Personnel Accounts

## University Advancement Officers

Officer	Highest Degree Earned	Administrative Title
<b>ADVANCEMENT SERVICES</b>		
Amal Abdel Massih	BS	Executive Director, Advancement Services

## ALUMNI AFFAIRS

Abdallah Al Khal	MBA	Assistant Vice President, Alumni Relations
------------------	-----	--

## DEVELOPMENT

Nassib Nasr	MPH	Assistant Vice President, Development
Nicole Barghoud	BA	Senior Director, Development
Lana Abou Teen	MA	Senior Director, Development
Suha Abou Rialy	BS	Lead Director, Development
Ghandi Fala	BS	Senior Director, Annual Fund

## STRATEGIC COMMUNICATIONS

Gabriel Abiad	MBA	Assistant Vice President, Strategic Communications
Nada Torbey	MA	Senior Director, Media & Public Relations
Karina Rodriguez	BA	Lead Director, Integrated Marketing Communications
Serge Zahar	DESS	Lead Director, Creative Services



#### Institutional Research and Assessment Officers

Officer	Highest Degree Earned	Administrative Title
Diane Issa Nauffal	PhD	Assistant to the President

#### Internal Audit Officers

Officer	Highest Degree Earned	Administrative Title
Khaled Abul Husn	MBA, CPA	Director

#### University Enterprise Office

Officer	Highest Degree Earned	Administrative Title
Walid Touma	PhD	Director

#### New York Academic Center Officers

Officer	Highest Degree Earned	Administrative Title
Nadim Shehadi	MA	Academic Executive Director
Marge Pfeleiderer	BA	Executive Director, Operations

#### ALUMNI RELATIONS

Edward Shiner	MA	Director, Alumni and Special Projects
---------------	----	---------------------------------------

#### DEVELOPMENT

Nadya Mikdashi	MSEd	Assistant Vice President
----------------	------	--------------------------

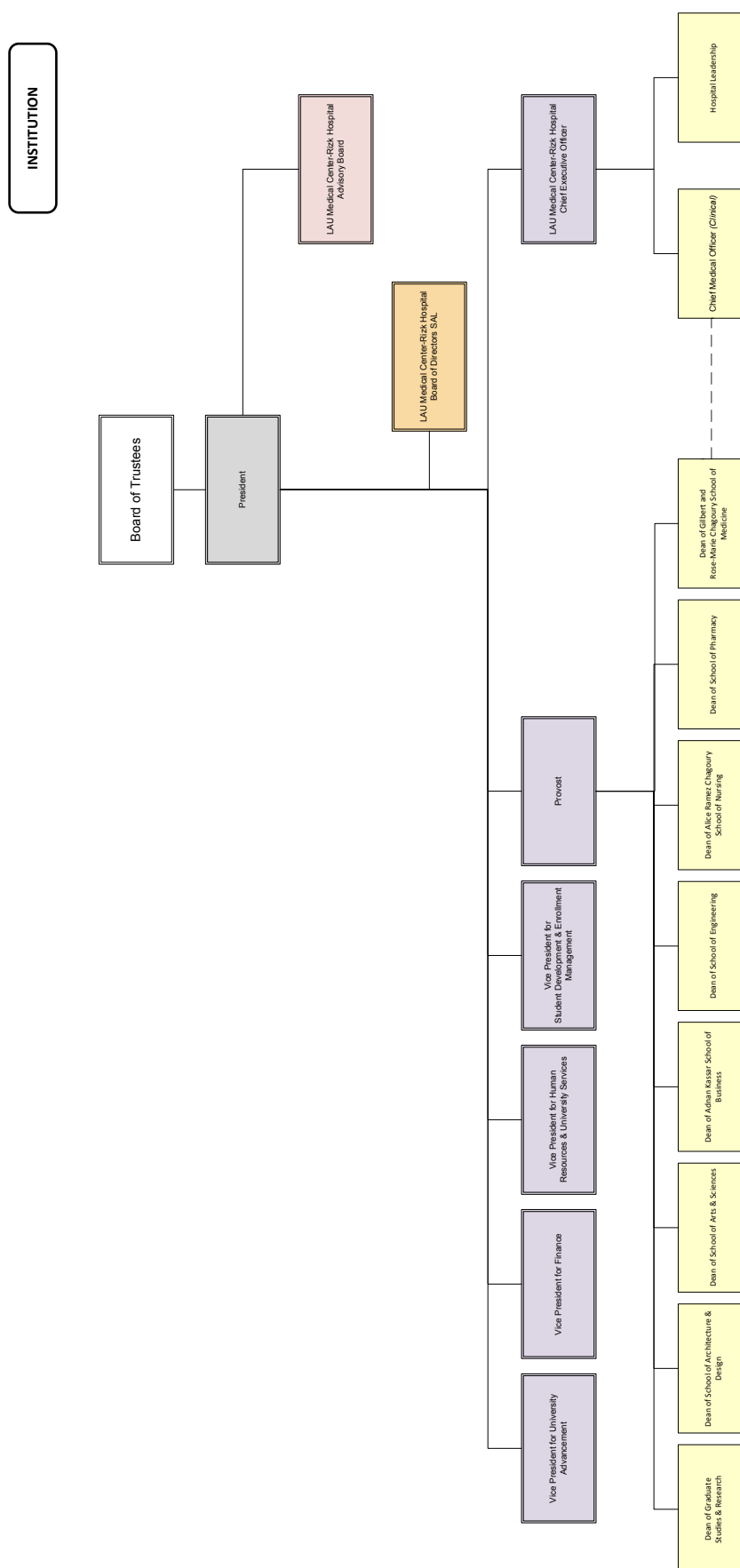
#### MARKETING & COMMUNICATIONS

Elida Jbeili	MA	Director, Communications & Media
--------------	----	----------------------------------

#### ARAB INSTITUTE FOR WOMEN

Lina Abirafteh	PhD	Executive Director
----------------	-----	--------------------

## ORGANIZATIONAL CHART – INSTITUTION



**\*\* This organizational structure represents a centralized model, which will bring LAU and all its subsidiaries including LAU Medical Center-Rizk Hospital S.A.L. under the same fiduciary duties of the Board of Trustees and the leadership of LAU President.**



# ADMISSIONS







## ADMISSIONS PROFILE

### ACADEMIC YEAR 2020–2021

	Very Important	Important	Considered	Not Considered
<b>Academic</b>				
Rigor of secondary school record	✓			
Class rank			✓	
Academic GPA	✓			
Standardized test scores	✓			
Application Essay				✓
Recommendation			✓	
<b>Nonacademic</b>				
Interview				✓
Extracurricular activities			✓	
Talent/ability			✓	
Character/personal qualities				✓
First generation				✓
Alumni/ae relation			✓	
Geographical residence				✓
State residency				✓
Religious affiliation/commitment				✓
Racial/ethnic status				✓
Volunteer work				✓
Work experience			✓	
Level of applicant's interest			✓	





## STUDENT ADMISSIONS BY LEVEL

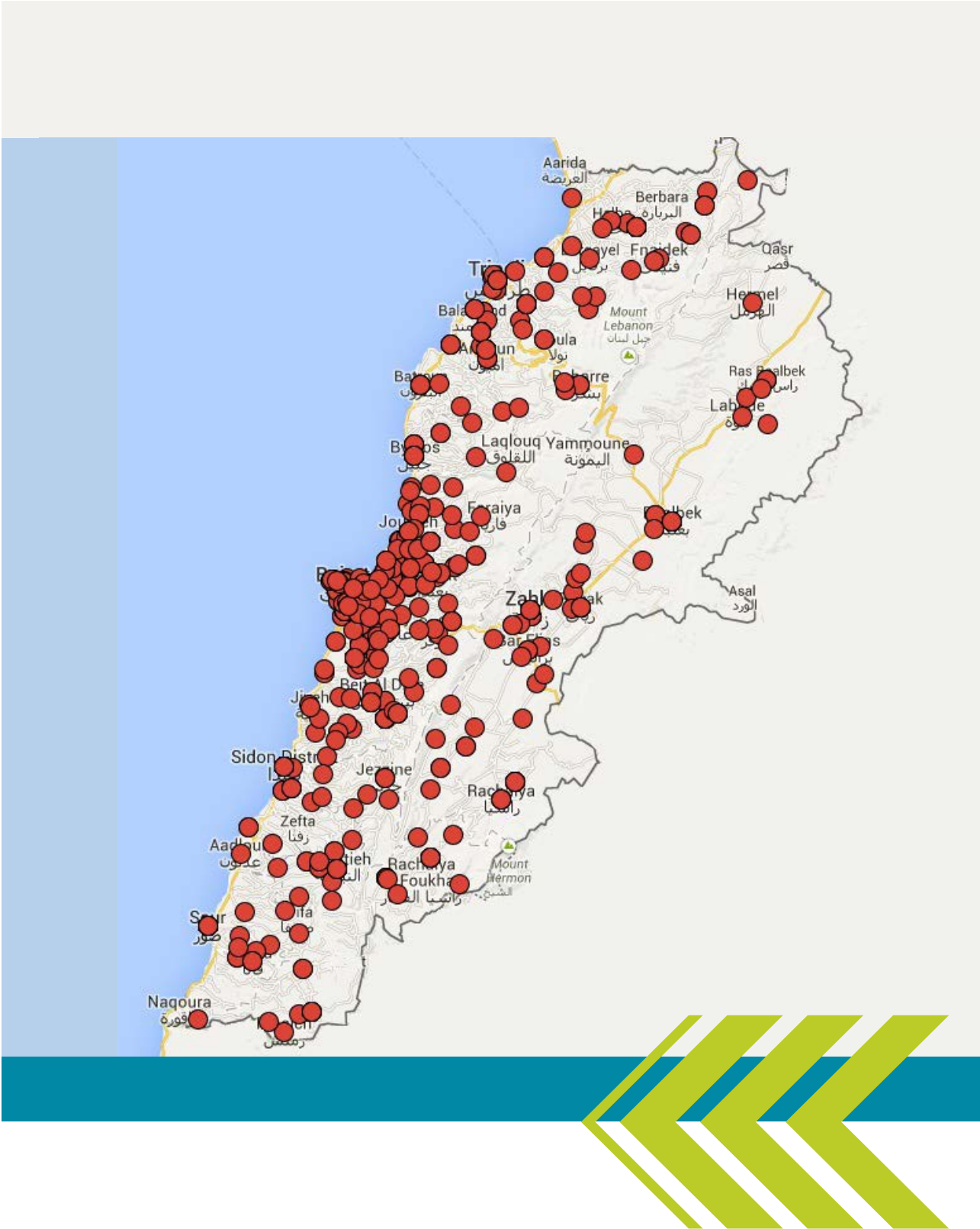
### FALL 2020

	Received Applications	Accepted Applications	Enrolled Applicants
Undergraduate	5,294	4,257	1,952
Graduate	913	494	327
Doctoral – Professional Practice	239	141	93
<b>Total</b>	<b>6,446</b>	<b>4,892</b>	<b>2,372</b>

*Student Admissions by Level*



APPLICATIONS FROM LEBANESE HIGH SCHOOLS  
FALL 2020



## STUDENT ADMISSIONS BY SCHOOL

### FALL 2020

	Received Applications	Accepted Applications	Enrolled Applicants
School of Architecture and Design	304	257	115
School of Arts and Sciences	2,872	2,217	1,050
Adnan Kassar School of Business	1,308	1,006	550
School of Engineering	1,221	893	372
Gilbert & Rose-Marie Chagoury School of Medicine	193	95	64
Alice Ramez Chagoury School of Nursing	214	156	92
School of Pharmacy	292	236	124
Office of Graduate Studies & Research	2	0	0
No College Designated	40	32	5
<b>Total</b>	<b>6,446</b>	<b>4,892</b>	<b>2,372</b>

## NEW USAID-USP STUDENT COHORT

### FALL 2020

	Received Applications	Accepted Applications	Enrolled Applicants
School of Arts and Sciences	182	32	32
Adnan Kassar School of Business	38	11	11
School of Engineering	173	6	6
Alice Ramez Chagoury School of Nursing	47	17	17
<b>Total</b>	<b>440</b>	<b>66</b>	<b>66</b>

\* **USAID University Scholarship Program** aims to provide undergraduate scholarships for promising public high school students from all governorates of Lebanon, with the support of the United States Agency for International Development (USAID).



## FIRST-TIME UNDERGRADUATE STUDENT ADMISSIONS BY SCHOOL

### FALL 2020

	Received Applications	Accepted Applications	Enrolled Applicants
School of Architecture and Design	262	233	101
School of Arts and Sciences	2,361	1,938	868
Adnan Kassar School of Business	876	743	367
School of Engineering	1,114	842	333
Alice Ramez Chagoury School of Nursing	205	151	89
School of Pharmacy	181	157	76
No College Designated	1	1	1
<b>Total</b>	<b>5,000</b>	<b>4,065</b>	<b>1,835</b>

\* **First-time student** is a student who has no prior postsecondary experience attending any institution for the first time at the undergraduate level. It also includes students enrolled in the fall term who attended college for the first time in the prior summer term, and students who entered with advanced standing.

## AVERAGE SAT SCORES OF ACCEPTED FIRST-TIME STUDENTS

### FALL 2020

	Evidence-Based Reading & Writing	Math	Evidence-Based Reading & Writing + Math
Average LAU SAT scores for accepted first-time students	530	613	1,143

## SCHOOL TYPE OF ACCEPTED FIRST-TIME STUDENTS

### FALL 2020

		Number of Schools	Percentage of Total	Number of Students	Percentage of Total
Lebanese Schools	Private	322	81%	3,592	95%
	Public	78	20%	191	5%
	<b>Total</b>	<b>400</b>	<b>100%</b>	<b>3,783</b>	<b>100%</b>
Regional and International Schools	Private	133	100%	282	100%
	<b>Total</b>	<b>133</b>	<b>100%</b>	<b>282</b>	<b>100%</b>
<b>Total Schools</b>	Private	455	85%	3,874	95%
	Public	78	15%	191	5%
	<b>Total</b>	<b>533</b>	<b>100%</b>	<b>4,065</b>	<b>100%</b>





# ENROLLMENT

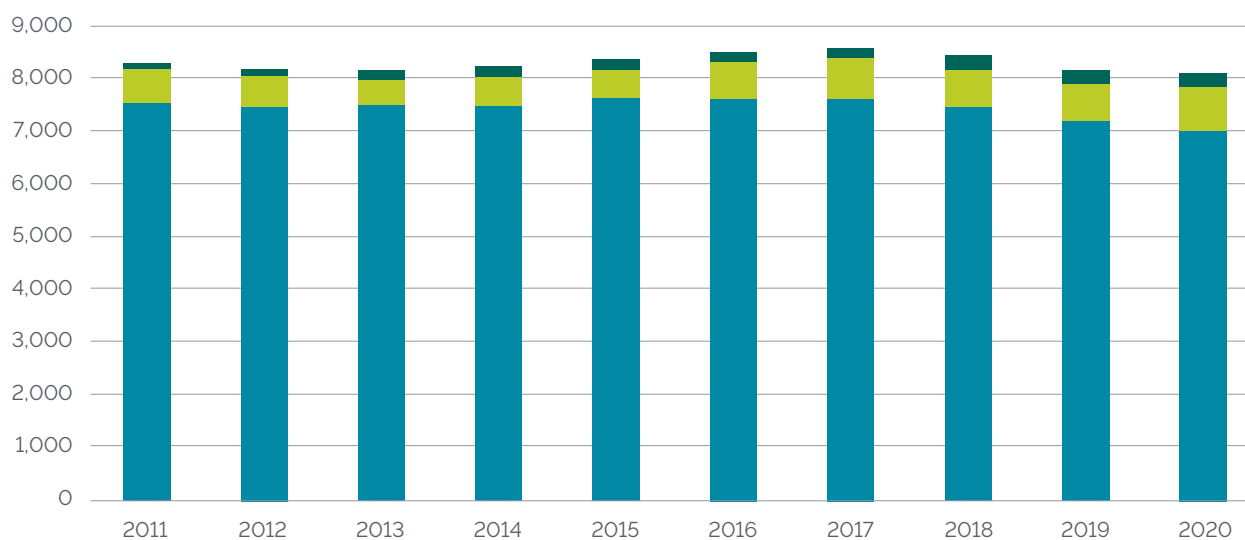


## ENROLLMENT BY LEVEL

### FALL TERMS 2011–2020

	2011	2012	2013	2014	2015	2016	2017	2018	2019	2020
<b>BEIRUT CAMPUS</b>										
Undergraduate	4,827	4,508	4,285	4,126	4,083	3,996	4,088	3,975	3,810	3,849
Graduate	538	417	429	441	461	555	592	574	562	629
<b>Total by Campus</b>	<b>5,365</b>	<b>4,925</b>	<b>4,714</b>	<b>4,567</b>	<b>4,544</b>	<b>4,551</b>	<b>4,680</b>	<b>4,549</b>	<b>4,372</b>	<b>4,478</b>
<b>BYBLOS CAMPUS</b>										
Undergraduate	2,673	2,949	3,133	3,337	3,470	3,594	3,470	3,458	3,339	3,135
Graduate	111	92	95	100	104	117	145	142	136	164
Doctoral – Professional Practice	124	172	204	217	230	231	233	257	262	267
<b>Total by Campus</b>	<b>2,908</b>	<b>3,213</b>	<b>3,432</b>	<b>3,654</b>	<b>3,804</b>	<b>3,942</b>	<b>3,848</b>	<b>3,857</b>	<b>3,737</b>	<b>3,566</b>
<b>UNIVERSITY WIDE</b>										
Undergraduate	7,500	7,457	7,418	7,463	7,553	7,590	7,558	7,433	7,149	6,984
Graduate	649	509	524	541	565	672	737	716	698	793
Doctoral – Professional Practice	124	172	204	217	230	231	233	257	262	267
<b>Total by University</b>	<b>8,273</b>	<b>8,138</b>	<b>8,146</b>	<b>8,221</b>	<b>8,348</b>	<b>8,493</b>	<b>8,528</b>	<b>8,406</b>	<b>8,109</b>	<b>8,044</b>
<b>% Change</b>	<b>–</b>	<b>-1.60%</b>	<b>0.10%</b>	<b>0.90%</b>	<b>1.50%</b>	<b>1.70%</b>	<b>0.40%</b>	<b>-1.40%</b>	<b>-3.50%</b>	<b>-0.80%</b>

*Trends in Enrollment by Level*



Undergraduate

Graduate

Doctoral – Professional Practice

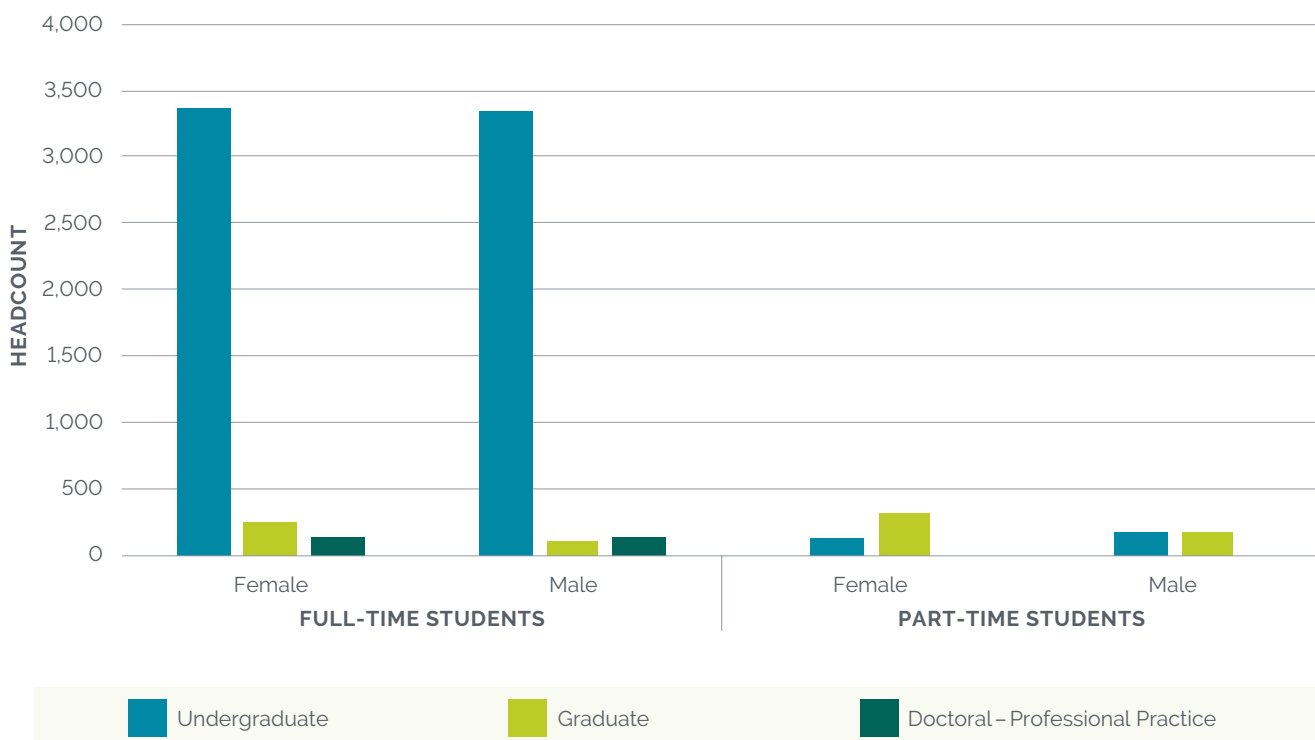


## STUDENT ENROLLMENT BY GENDER AND STATUS

### FALL 2020

	Full-Time Students		Part-Time Students		Total Students	
	Female	Male	Female	Male	Female	Male
Undergraduate	3,359	3,323	140	162	3,499	3,485
Graduate	242	106	293	152	535	258
Doctoral – Professional Practice	137	130	0	0	137	130
<b>Total</b>	<b>3,738</b>	<b>3,559</b>	<b>433</b>	<b>314</b>	<b>4,171</b>	<b>3,873</b>

*Student Enrollment by Gender and Status*







## ENROLLMENT BY LEVEL AND SCHOOL

### FALL 2020

School	Number of Enrolled Students
<b>UNDERGRADUATE</b>	
School of Architecture & Design	598
School of Arts & Sciences	2,481
Adnan Kassar School of Business	1,924
School of Engineering	1,300
Alice Ramez Chagoury School of Nursing	197
School of Pharmacy	395
No College Designated	89
<b>Total by Level</b>	<b>6,984</b>
<b>GRADUATE</b>	
School of Architecture & Design	17
School of Arts & Sciences	332
Adnan Kassar School of Business	364
School of Engineering	54
School of Pharmacy	26
<b>Total by Level</b>	<b>793</b>
<b>DOCTORAL – PROFESSIONAL PRACTICE</b>	
Gilbert and Rose-Marie Chagoury School of Medicine	238
School of Pharmacy	29
<b>Total by Level</b>	<b>267</b>
<b>Total</b>	<b>8,044</b>



## ENROLLMENT BY PROGRAM

### FALL 2020

	Beirut campus	Byblos campus	University wide
<b>SCHOOL OF ARCHITECTURE &amp; DESIGN</b>			
<b>Graduate</b>			
Mutaz & Rada Sawwaf MA in Islamic Art	17	–	17
<b>Total by Level</b>	<b>17</b>	<b>–</b>	<b>17</b>
<b>Undergraduate</b>			
BA in Fashion Design	17	1	18
BA in Fine Arts	14	–	14
BA in Interior Architecture	59	13	72
Bachelor of Architecture	127	195	322
BFA in Fashion Design	32	1	33
BFA in Graphic Design	57	27	84
BFA in Interior Design	36	11	47
BS in Graphic Design	3	–	3
BS in Interior Design	4	1	5
<b>Total by Level</b>	<b>349</b>	<b>249</b>	<b>598</b>
<b>Total by School</b>	<b>366</b>	<b>249</b>	<b>615</b>
<b>SCHOOL OF ARTS &amp; SCIENCES</b>			
<b>Graduate</b>			
MA in Education	68	–	68
MA in Interdisciplinary Gender Studies	22	–	22
MA in International Affairs	52	13	65
MA in Migration Studies	29	–	29
MA in Multimedia Journalism	27	–	27
MS in Applied & Computational Mathematics	8	4	12
MS in Biological Sciences	28	15	43
MS in Computer Science	22	17	39
MS in Nutrition	21	6	27
<b>Total by Level</b>	<b>277</b>	<b>55</b>	<b>332</b>
<b>Undergraduate</b>			
BA in Arabic Language & Literature	2	1	3
BA in Communication	77	7	84
BA in English	22	2	24
BA in History	1	4	5
BA in Multimedia Journalism	31	–	31
BA in Performing Arts	21	2	23

	Beirut campus	Byblos campus	University wide
<b>SCHOOL OF ARTS &amp; SCIENCES</b>			
<b>Undergraduate</b>			
BA in Philosophy	2	–	2
BA in Political Science	15	2	17
BA in Political Science/International Affairs	76	49	125
BA in Psychology	181	88	269
BA in Social Work	3	–	3
BA in Social Work & Community Development	16	–	16
BA in Television & Film	53	9	62
BA in Translation	33	–	33
BS in Applied Physics	37	12	49
BS in Bioinformatics	50	39	89
BS in Biology	412	277	689
BS in Chemistry	49	17	66
BS in Computer Science	292	78	370
BS in Mathematics	55	3	58
BS in Nutrition	59	35	94
BS in Nutrition & Dietetics Coordinated Program	19	22	41
Freshman Arts	105	21	126
Freshman Science	65	25	90
Special Undergraduate Arts	84	–	84
Teaching Diploma	28	–	28
<b>Total by Level</b>	<b>1,788</b>	<b>693</b>	<b>2,481</b>
<b>Total by School</b>	<b>2,065</b>	<b>748</b>	<b>2,813</b>

<b>ADNAN KASSAR SCHOOL OF BUSINESS</b>			
<b>Graduate</b>			
Executive Master of Business Administration (EMBA)	41	–	41
LLM in Business Law	23	–	23
MA in Applied Economics	44	–	44
Master of Business Administration (MBA)	166	29	195
MS in Human Resources Management	61	–	61
<b>Total by Level</b>	<b>335</b>	<b>29</b>	<b>364</b>

	Beirut campus	Byblos campus	University wide
<b>ADNAN KASSAR SCHOOL OF BUSINESS</b>			
<b>Undergraduate</b>			
BS in Business	1,170	494	1,664
BS in Economics	106	78	184
BS in Hospitality and Tourism Management	69	7	76
<b>Total by Level</b>	<b>1,345</b>	<b>579</b>	<b>1,924</b>
<b>Total by School</b>	<b>1,680</b>	<b>608</b>	<b>2,288</b>

<b>SCHOOL OF ENGINEERING</b>			
<b>Graduate</b>			
MS in Civil & Environmental Engineering	–	29	29
MS in Computer Engineering	–	8	8
MS in Industrial Engineering & Engineering Management	–	3	3
MS in Mechanical Engineering	–	14	14
<b>Total by Level</b>	<b>–</b>	<b>54</b>	<b>54</b>
<b>Undergraduate</b>			
BE in Civil Engineering	31	229	260
BE in Computer Engineering	40	203	243
BE in Electrical Engineering	11	67	78
BE in Industrial Engineering	24	191	215
BE in Mechanical Engineering	57	250	307
BE in Mechatronics Engineering	30	104	134
BE in Petroleum Engineering	6	57	63
<b>Total by Level</b>	<b>199</b>	<b>1,101</b>	<b>1,300</b>
<b>Total by School</b>	<b>199</b>	<b>1,155</b>	<b>1,354</b>

<b>GILBERT AND ROSE-MARIE CHAGOURY SCHOOL OF MEDICINE</b>			
<b>Professional</b>			
Doctor of Medicine	–	238	238
<b>Total by Level</b>	<b>–</b>	<b>238</b>	<b>238</b>
<b>Total by School</b>	<b>–</b>	<b>238</b>	<b>238</b>

<b>ALICE RAMEZ CHAGOURY SCHOOL OF NURSING</b>			
<b>Undergraduate</b>			
BS in Nursing	48	149	197
<b>Total by Level</b>	<b>48</b>	<b>149</b>	<b>197</b>
<b>Total by School</b>	<b>48</b>	<b>149</b>	<b>197</b>

	Beirut campus	Byblos campus	University wide
<b>SCHOOL OF PHARMACY</b>			
<b>Undergraduate</b>			
BS in Pharmacy	52	343	395
<b>Total by Level</b>	<b>52</b>	<b>343</b>	<b>395</b>
<b>Graduate</b>			
MS in Pharmaceutical Development & Management	–	26	26
<b>Total by Level</b>	<b>–</b>	<b>26</b>	<b>26</b>
<b>Professional</b>			
Doctor of Pharmacy	–	29	29
<b>Total by Level</b>	<b>–</b>	<b>29</b>	<b>29</b>
<b>Total by School</b>	<b>52</b>	<b>398</b>	<b>450</b>
<b>No College Designated</b>			
<b>Undergraduate</b>			
Bridge Program – BU	1	–	1
B-Undecided	41	16	57
Exchange Undergraduate Program	1	–	1
SINARC	10	–	10
Special Undergraduate	6	1	7
Transition Program – AS	4	2	6
Transition Program – BU	5	2	7
<b>Total by Level</b>	<b>68</b>	<b>21</b>	<b>89</b>
<b>Total by School</b>	<b>68</b>	<b>21</b>	<b>89</b>
<b>GRAND TOTAL</b>	<b>4,478</b>	<b>3,566</b>	<b>8,044</b>



## HEADCOUNT FTE AND HEADCOUNT ENROLLMENT FOR DEGREE SEEKING AND NON-DEGREE SEEKING STUDENTS

### FALL 2020

	Headcount	Headcount FTE
<b>Degree Seeking Students</b>		
Bachelor's	6,708	6,544.0
Master's	793	496.3
Doctoral – Professional Practice (PharmD, MD)	267	267.0
Others (Bridge Programs)	1	1.0
Others (Freshman Arts, Freshman Science)	216	196.7
Others (Transition)	13	13.0
<b>Total Degree Seeking Students</b>	<b>7,998</b>	<b>7,518.0</b>
<b>Non-Degree Seeking Students</b>		
Exchange Program	1	1.0
Post-bachelor's certificates	28	21.3
Special Program	17	5.7
<b>Total Non-Degree Seeking Students</b>	<b>46</b>	<b>28.0</b>
<b>Total Students</b>	<b>8,044</b>	<b>7,546.0</b>

\* Non Degree Seeking Students include both Undergraduate & Graduate Students



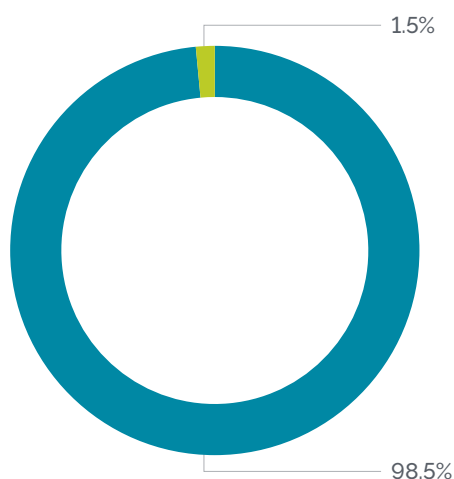


## STUDENT ENROLLMENT BY HEADCOUNT, CREDIT HOURS AND HEADCOUNT FTE

FALL 2020

	Full-Time Students			Part-Time Students			Total Students		
	Headcount	Credit Hours	FTE	Headcount	Credit Hours	FTE	Headcount	Credit Hours	FTE
Undergraduate	6,682	107,657	6,682.0	302	2,228	100.7	6,984	109,885	6,782.7
Graduate	348	3,367	348.0	445	1,824	148.3	793	5,191	496.3
<b>Total</b>	<b>7,030</b>	<b>111,024</b>	<b>7,030.0</b>	<b>747</b>	<b>4,052</b>	<b>249.0</b>	<b>7,777</b>	<b>115,076</b>	<b>7,279.0</b>

*Undergraduate FTE Enrollment*



*Graduate FTE Enrollment*



Full-time Students

Part-time Students

## ACADEMIC YEAR 2020-2021

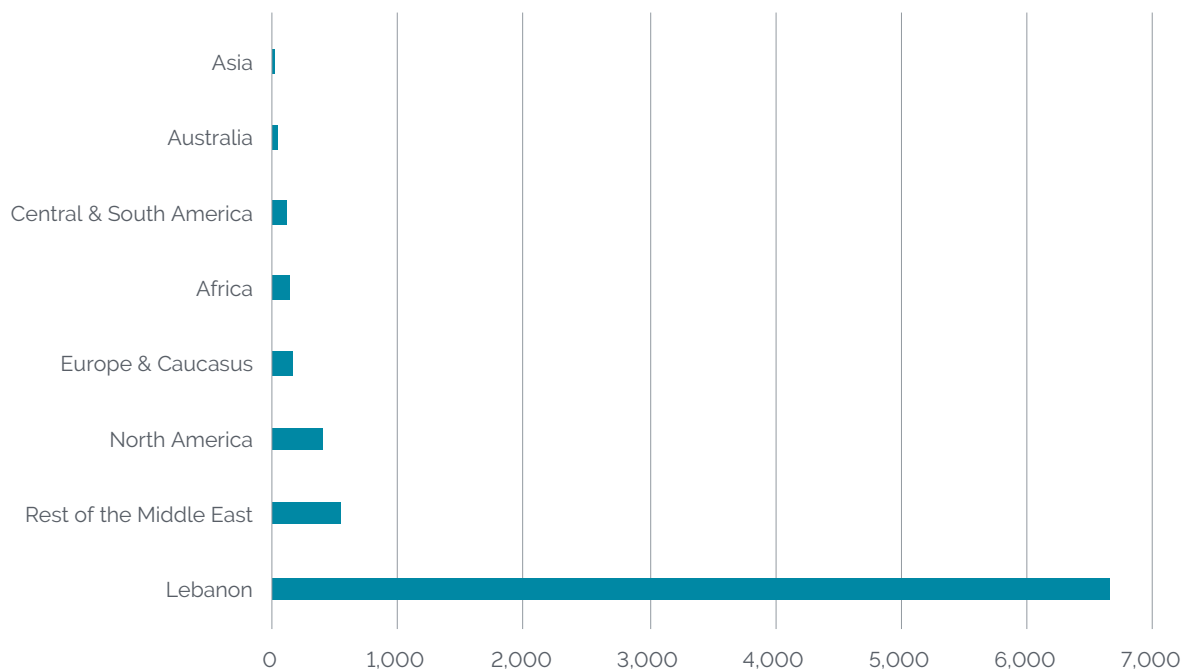
	Full-Time Students		
	Headcount	Credit Hours	FTE
Doctoral-Professional Practice	267	142,456	267

## ENROLLMENT BY PLACE OF ORIGIN

### FALL 2020

Place of Origin	Number of Students	Percentage of Total
Lebanon	6,666	82.87%
Rest of Middle East	537	6.68%
North America	405	5.03%
Europe & Caucasus	165	2.05%
Africa	135	1.68%
Central & South America	102	1.27%
Australia	29	0.36%
Asia	5	0.06%
<b>Total</b>	<b>8,044</b>	<b>100.00%</b>

*Enrollment by Place of Origin*



## RETENTION RATES: FIRST-TIME STUDENTS

### FALL 2015 TO FALL 2019

	2015		2016		2017		2018		2019	
	Entering Cohort	Retention Rate	Entering Cohort	Retention Rate	Entering Cohort	Retention Rate	Entering Cohort	Retention Rate	Entering Cohort	Retention Rate
Bachelor's Degree	1,483	92.10%	1,500	90.70%	1,429	89.20%	1,389	88.80%	1,387	86.90%
Other – Freshman Class	262	81.30%	243	78.60%	255	79.60%	236	76.30%	210	72.90%
Others – Bridge Students	48	77.10%	36	75.00%	29	72.40%	22	72.70%	28	67.90%
<b>Total</b>	<b>1,793</b>	<b>90.10%</b>	<b>1,779</b>	<b>88.80%</b>	<b>1,713</b>	<b>87.40%</b>	<b>1,647</b>	<b>86.80%</b>	<b>1,625</b>	<b>84.70%</b>

\* **Retention rate** is the percentage of full time first-time degree-seeking undergraduates from the specified fall cohort who are again enrolled in the next fall.

*Retention Rates: First-time Students*



## BACHELOR'S DEGREE RETENTION RATES: BY SCHOOL

### FALL 2015 TO FALL 2019

	2015		2016		2017		2018		2019	
	Entering Cohort	Retention Rate	Entering Cohort	Retention Rate	Entering Cohort	Retention Rate	Entering Cohort	Retention Rate	Entering Cohort	Retention Rate
School of Architecture and Design	131	94.7%	162	97.5%	124	92.7%	97	90.7%	78	84.6%
School of Arts and Sciences	404	89.1%	475	86.9%	501	88.4%	545	88.4%	596	88.1%
Adnan Kassar School of Business	400	91.5%	408	90.2%	371	89.8%	337	91.4%	298	84.9%
School of Engineering	279	92.5%	339	92.6%	293	88.4%	290	86.2%	285	86.7%
Alice Ramez Chagoury School of Nursing	25	84.0%	20	100.0%	31	87.1%	45	86.7%	45	86.7%
School of Pharmacy	81	86.4%	96	91.7%	109	89.0%	75	89.3%	85	88.2%
<b>Total</b>	<b>1,320</b>	<b>90.8%</b>	<b>1,500</b>	<b>90.7%</b>	<b>1,429</b>	<b>89.2%</b>	<b>1,389</b>	<b>88.8%</b>	<b>1,387</b>	<b>86.9%</b>





## UNDERGRADUATE DEGREE SEEKING STUDENTS YEAR-TO-YEAR RETENTION, GRADUATION AND ATTRITION RATES\* FALL 2015 TO FALL 2019

	2015		2016		2017*		2018		2019	
	N	%	N	%	N	%	N	%	N	%
Undergraduate Cohort	7,536		7,583		7,516		7,377		7,081	
Year-to-Year Retention Rate	5,344	71%	5,354	71%	5,322	71%	5,092	69%	4,731	67%
Year-to-Year Graduation Rate	1,654	22%	1,586	22%	1,582	21%	1,657	22%	1,692	24%
Year-to-Year Attrition Rate	538	7%	643	7%	612	8%	628	9%	658	9%

\* Only Undergraduate degree seeking students are included

\* Year-to-Year Retention Rate is the percentage of undergraduates from the specified fall cohort who are again enrolled in the next fall.

\* Year-to-Year Graduation Rate is the percentage of undergraduates enrolled in the specified fall cohort who graduated during the academic year (current fall, and the following spring, summer I and summer II).

\* Year-to-Year Attrition Rate is the percentage of students in the specified fall cohort who neither graduate nor continue studying in a degree program at the institution in the next fall.

\* Starting Fall 2018–2019, Post-Bachelor degrees are counted with the Non-Degree seeking students (as per NECHE and other survey's definition)

**Undergraduate, Degree Seeking Students  
Year-to-year Retention, Graduation and Attrition Rates**



## ENROLLMENT IN SELECTIVE UNDERGRADUATE PROGRAMS

FALL 2020

Program	Number of Students
Honors Program	298
Tomorrow's Leaders (undergraduate program)	93
Tomorrow's Leaders (graduate program)	7
USAID University Scholarship Program	230

\* Students enrolled in these programs are regular LAU students

## ENROLLMENT IN DISTANCE LEARNING PROGRAMS

FALL 2020

Program	Number of Students
ProGreen Diploma	129

## ENROLLMENT IN SINARC PROGRAM\*

ACADEMIC YEAR 2019–2020

Term	Number of Students	
	Beirut	New York
Fall 2019	10	5
Spring 2020	28	6
Summer 2020	20 (online)	–

\* SINARC courses are regular LAU courses and credits can be transferrable to the student's institution

## ENROLLMENT IN CONTINUING EDUCATION PROGRAM (CEP)

ACADEMIC YEAR 2019–2020

Category	Number of Students
	Beirut campus
Certificates & Diplomas	189
Professional Qualifications	46
Other Courses/Workshops	93







## DEGREES CONFERRED






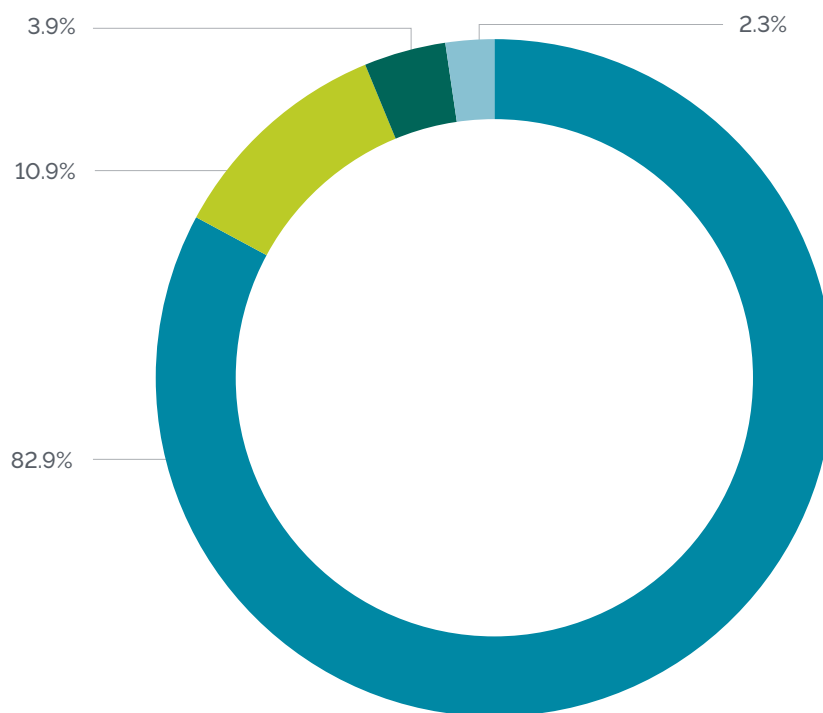


## DEGREES CONFERRED BY SCHOOL

JULY 1, 2019 TO JUNE 30, 2020

	Bachelor's	Master's	Doctoral – Professional Practice	Post-bachelor's Certificate	Total
School of Architecture and Design	153	–	–	–	153
School of Arts and Sciences	493	82	–	48	623
Adnan Kassar School of Business	654	137	–	–	791
School of Engineering	317	6	–	–	323
Gilbert and Rose-Marie Chagoury School of Medicine	–	–	50	–	50
Alice Ramez Chagoury School of Nursing	27	–	–	–	27
School of Pharmacy	72	1	31	–	104
<b>Total</b>	<b>1,716</b>	<b>226</b>	<b>81</b>	<b>48</b>	<b>2,071</b>

*Degrees Conferred*



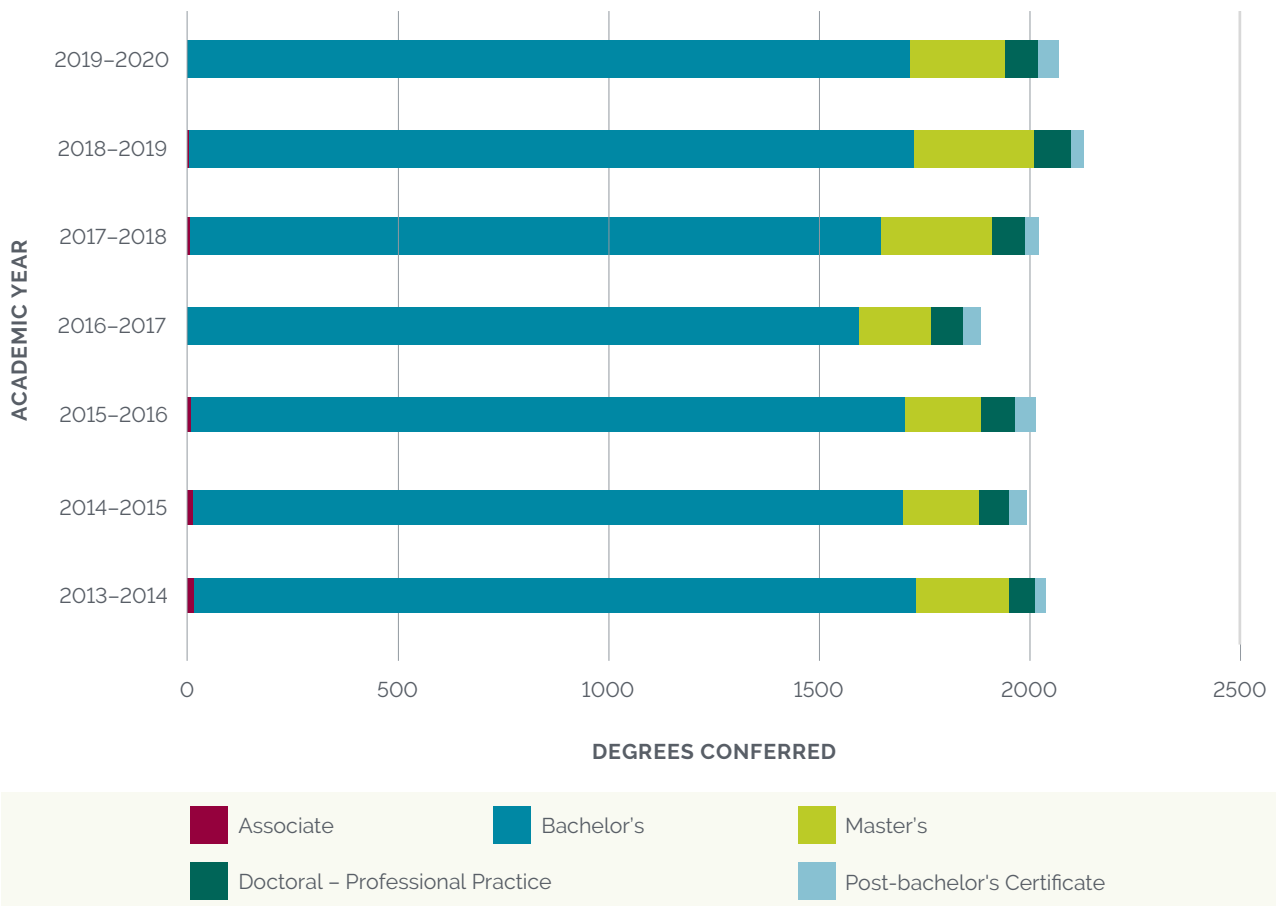


## DEGREES CONFERRED BY DEGREE LEVEL

JULY 1, 2019 TO JUNE 30, 2020

	2013 2014	2014 2015	2015 2016	2016 2017	2017 2018	2018 2019	2019 2020
Associate	15	12	6	–	2	–	–
Bachelor's	1,718	1,691	1,699	1,592	1,645	1,726	1,716
Master's	218	178	180	174	263	284	226
Doctoral – Professional Practice	61	69	81	78	76	88	81
Post-bachelor's Certificate	25	40	46	41	35	32	48
<b>Total</b>	<b>2,037</b>	<b>1,990</b>	<b>2,012</b>	<b>1,885</b>	<b>2,021</b>	<b>2,130</b>	<b>2,071</b>
<b>% change</b>	<b>–</b>	<b>-2.3%</b>	<b>1.1%</b>	<b>-6.3%</b>	<b>7.2%</b>	<b>5.4%</b>	<b>-2.8%</b>

*Degrees Conferred by Degree Level*



## UNDERGRADUATE DEGREE PROGRAMS AND MAJORS OFFERED

### FALL 2020–2021

#### School of Architecture and Design

##### Bachelor of Architecture (BARCH)

Architecture	176 credits
--------------	-------------

##### Bachelor of Fine Arts (BFA)

Interior Design	120 credits
-----------------	-------------

Fashion Design	128 credits
----------------	-------------

Graphic Design	110 credits
----------------	-------------

##### Bachelor of Arts (BA)

Fine Arts	92 credits
-----------	------------



## School of Arts And Sciences

### Bachelor of Arts (BA)

Arabic Language & Literature		92 credits
Communication		92 credits
English	With emphasis on English Language English Literature	92 credits
History		92 credits
Multimedia Journalism		92 credits
Performing Arts		92 credits
Philosophy		92 credits
Political Science		92 credits
Political Science / International Affairs		92 credits
Psychology		92 credits
Social Work and Community Development		92 credits
Television and Film		92 credits
Translation	With emphasis on French Translation Business Literature	92 credits

### Bachelor of Science (BS)

Applied Physics *	94 credits
Bioinformatics	104 credits
Biology	96 credits
Chemistry	92 credits
Computer Science	92 credits
Mathematics	92 credits
Nutrition	94 credits
Nutrition & Dietetics – Coordinated Program	121 credits

### Special Degree

Dietetic Internship Program	12 credits
Diploma in Learning Disability and Giftedness	21 credits
Teaching Diploma in Elementary Level Intermediate and Secondary Level	21 credits

\* Pending completion of registration formalities with the Lebanese Ministry of Education and Higher Education







## Adnan Kassar School of Business

### Bachelor of Science (BS)

Business Studies	With emphasis on	Accounting Banking and Finance Family and Entrepreneurial Business International Business Information Technology Management Management Marketing	92 credits
Economics			92 credits
Hospitality and Tourism Management			92 credits

## School of Engineering

### Bachelor of Engineering (BE)

Civil Engineering	150 credits
Computer Engineering	150 credits
Electrical Engineering	150 credits
Industrial Engineering	150 credits
Mechanical Engineering	150 credits
Mechatronics Engineering	150 credits
Petroleum Engineering	150 credits

### Special Degree

Pro Green Diploma (in collaboration with the American University of Beirut and The American University of Cairo)	18 credits
--	------------

## Alice Ramez Chagoury School of Nursing

### Bachelor of Science (BS)

Nursing	103 credits
---------	-------------

## School of Pharmacy

### Bachelor of Science (BS)

Pharmacy	174 credits
----------	-------------



## GRADUATE DEGREE PROGRAMS AND MAJORS OFFERED

### FALL 2020–2021

#### School of Architecture & Design

##### Master of Arts (MA)

Islamic Art	30 credits
-------------	------------

#### School of Arts and Sciences

##### Master of Arts (MA)

Education	30 credits
Interdisciplinary Gender Studies	30 credits
International Affairs	30 credits
Migration Studies	30 credits
Multimedia Journalism *	32 credits

##### Master of Science (MS)

Applied and Computational Mathematics	30 credits
Biological Science	30 credits
Computer Science	30 credits
Nutrition ***	30 credits

#### Adnan Kassar School of Business

##### Master of Business Administration (MBA)

Business Administration	39 credits
-------------------------	------------

##### Executive Master's Program (EMBA)

Business Administration	36 credits
-------------------------	------------

##### Master of Arts (MA)

Applied Economics	30 credits
-------------------	------------

##### Master of Law (LLM)

Business Law	30 credits
--------------	------------

##### Master of Science (MS)

Human Resources Management	30 credits
----------------------------	------------

## School of Engineering

### Master of Science in Engineering (MSE)

Civil and Environmental Engineering	Infrastructure and Construction Management Environmental Science, Engineering and Management Engineering Mechanics	30 credits
Computer Engineering	Computer Engineering Computer and Communication Engineering	30 credits
Industrial Engineering and Engineering Management	Engineering Management	30 credits
Mechanical Engineering		30 credits

## School of Pharmacy

### Master of Science (MS)

Pharmaceutical Development and Management	36 credits
---	------------

## Office of Graduate Studies & Research

### Executive Masters of Arts (EMAAS)

Actuarial Studies	36 credits
-------------------	------------

## DOCTORAL – PROFESSIONAL PRACTICE DEGREE PROGRAMS AND MAJORS OFFERED

ACADEMIC YEAR 2020–2021

## Gilbert and Rose-Marie Chagoury School of Medicine

Doctor of Medicine (MD) \*\*

## School of Pharmacy

### Doctor of Pharmacy (PharmD)

Pharm-D	201 credits
---------	-------------

♦ Includes 174 credits as required for Bachelor of Science in Pharmacy degree in addition to 27 credits required for Doctor of Pharmacy degree.

\* Pending completion of registration formalities with the Lebanese Ministry of Education and Higher Education

\*\* Pending completion of registration formalities with the New York State Education Department

\*\*\* The M.S. in Nutrition program does not lead to New York State certification. Dietitians and nutritionists do not have the authority to independently engage in the ordering of medical nutrition therapy in New York State.



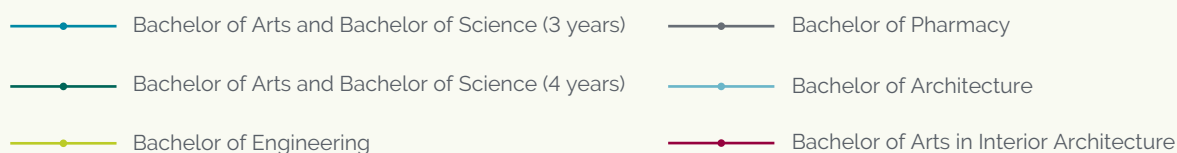
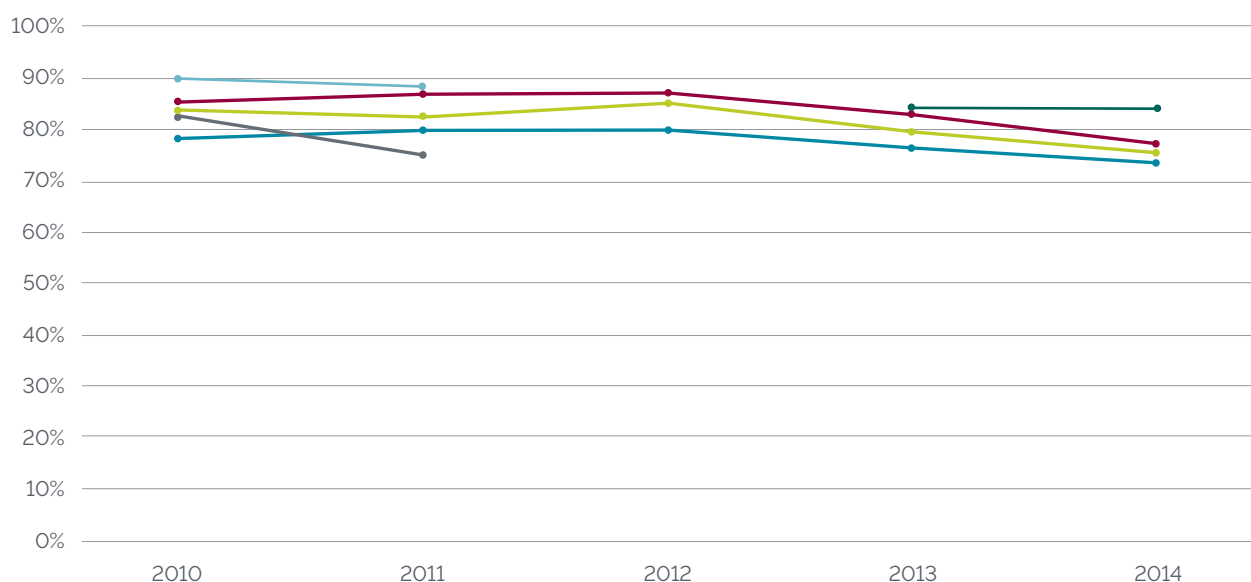
## BACHELOR'S DEGREES 150% GRADUATION RATES

### ENTERING COHORTS 2010–2014

	2010		2011		2012		2013		2014	
	N	%	N	%	N	%	N	%	N	%
Bachelor of Arts and Bachelor of Science (3 years)	830	78.20%	887	79.70%	818	79.80%	863	76.50%	916	73.36%
Bachelor of Arts and Bachelor of Science (4 years)	–	–	–	–	–	–	13	84.60%	19	84.21%
Bachelor of Engineering	183	83.60%	262	82.40%	250	85.20%	279	79.60%	313	75.40%
Bachelor of Pharmacy	90	82.20%	102	75.50%	76	82.90%	81	n.a.	93	n.a.
Bachelor of Architecture	80	90.00%	50	88.00%	50	78.0%	48	n.a.	60	n.a.
Bachelor of Arts in Interior Architecture	33	84.90%	29	86.20%	38	86.80%	35	82.90%	52	76.92%
<b>Total Bachelor's Degrees</b>	<b>1,216</b>	<b>80.30%</b>	<b>1,330</b>	<b>80.40%</b>	<b>1,232</b>	<b>81.30%</b>	<b>1,319</b>	<b>n.a.</b>	<b>1,453</b>	<b>n.a.</b>

\* **150% graduation rate** is the percentage of students entering the institution as full-time, first-time, degree seeking undergraduate students in the specified fall cohort who have completed their degree within 150 percent of normal time to completion.  
 Bachelor of Arts and Bachelor of Science: 4.5 years  
 Bachelor of Engineering: 6 years  
 Bachelor of Pharmacy: 7.5 years  
 Bachelor of Architecture: 7.5 years  
 Bachelor of Interior Architecture: 6 years

*Bachelor's Degrees 150% Graduation Rates*





## BACHELOR'S DEGREES SIX-YEAR GRADUATION RATES

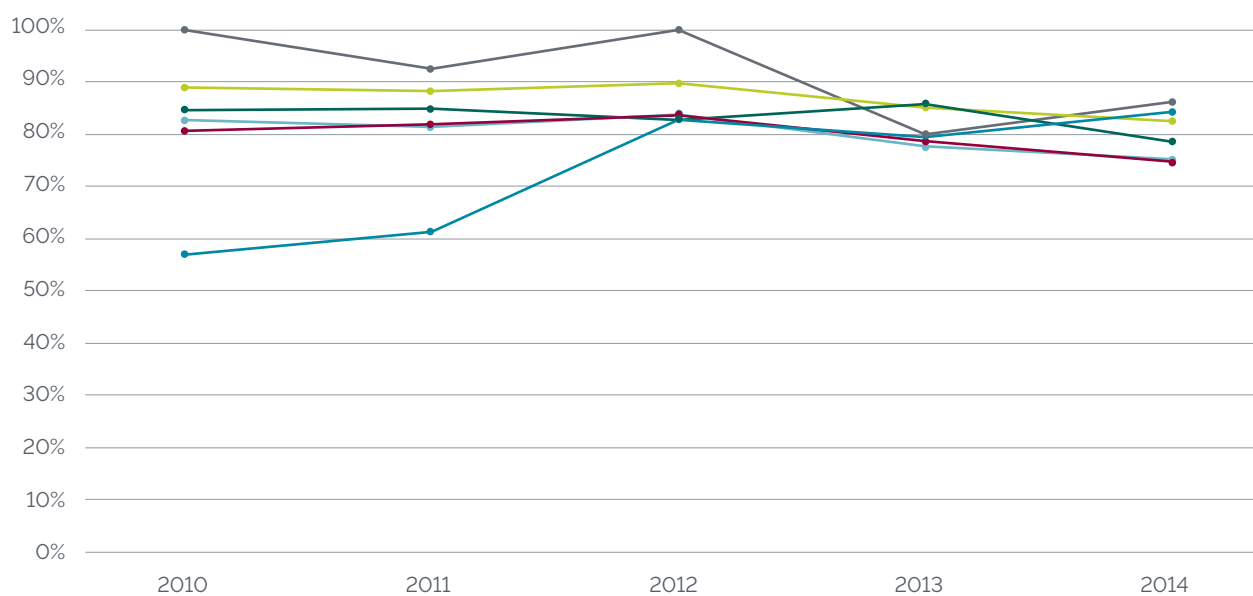
### ENTERING COHORTS 2010–2014

	2010		2011		2012		2013		2014	
	N	%	N	%	N	%	N	%	N	%
School of Architecture and Design	202	84.70%	143	84.60%	127	82.70%	131	85.50%	182	78.60%
School of Arts and Sciences	374	80.50%	391	81.80%	406	83.50%	404	79.20%	425	74.80%
Adnan Kassar School of Business	357	88.80%	404	88.10%	352	89.20%	399	85.20%	409	82.90%
School of Engineering	183	82.50%	262	81.70%	250	84.00%	279	77.80%	313	75.10%
Alice Ramez Chagoury School of Nursing	10	100.00%	28	92.90%	21	100.00%	25	80.00%	29	86.2
School of Pharmacy	90	56.70%	102	60.80%	76	82.90%	81	79.00%	93	83.90%
No College Designated	–	–	–	–	–	–	–	–	2	0.00%
<b>Total Bachelor's Degrees</b>	<b>1,216</b>	<b>82.30%</b>	<b>1,330</b>	<b>82.60%</b>	<b>1,232</b>	<b>85.40%</b>	<b>1,319</b>	<b>81.30%</b>	<b>1,453</b>	<b>78.30%</b>

\* *Six-year graduation rate* is the percentage of students entering the institution as full-time, first-time, degree seeking undergraduate students in the specified fall cohort who have completed their degree within six years.



*Bachelor's Degrees Six-year Graduation Rates*



- |   |   |
|---|---|
| <span style="color: teal;">—●—</span> School of Architecture and Design       | <span style="color: maroon;">—●—</span> School of Arts and Sciences |
| <span style="color: yellow-green;">—●—</span> Adnan Kassir School of Business | <span style="color: lightblue;">—●—</span> School of Engineering    |
| <span style="color: grey;">—●—</span> Alice Ramez Chagoury School of Nursing  | <span style="color: teal;">—●—</span> School of Pharmacy            |





## ACADEMIC AND STUDENT RELATED INFORMATION

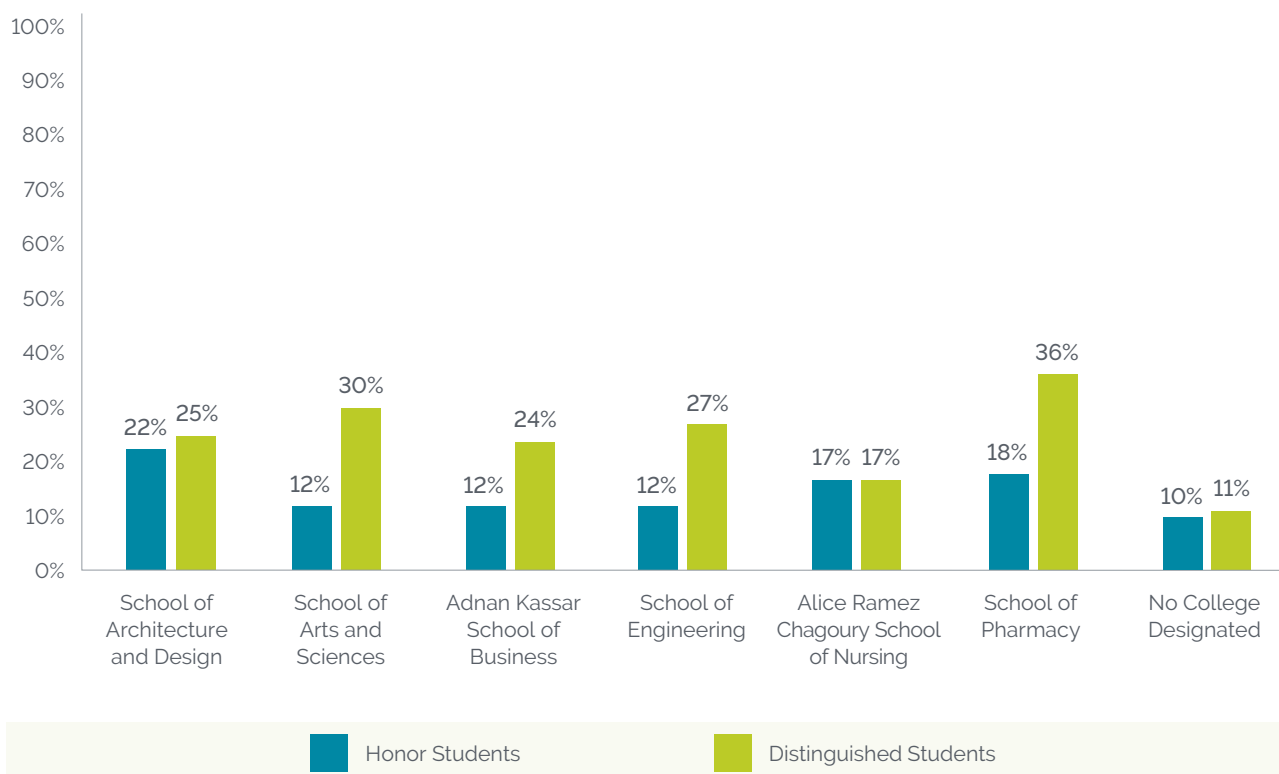


## HONOR AND DISTINGUISHED UNDERGRADUATE STUDENTS

ACADEMIC YEAR 2019–2020\*

	Undergraduate Enrolled Students	Honor Students		Distinguished Students	
		Number of Students	% of Enrolled Students	Number of Students	% of Enrolled Students
School of Architecture and Design	692	151	22%	173	25%
School of Arts and Sciences	2,387	289	12%	716	30%
Adnan Kassar School of Business	2,009	248	12%	486	24%
School of Engineering	1,347	160	12%	359	27%
Alice Ramez Chagoury School of Nursing	138	24	17%	24	17%
School of Pharmacy	410	75	18%	148	36%
No College Designated	166	17	10%	18	11%
<b>Total</b>	<b>7,149</b>	<b>964</b>	<b>13%</b>	<b>1,924</b>	<b>27%</b>

*Honor and Distinguished Undergraduate Students*



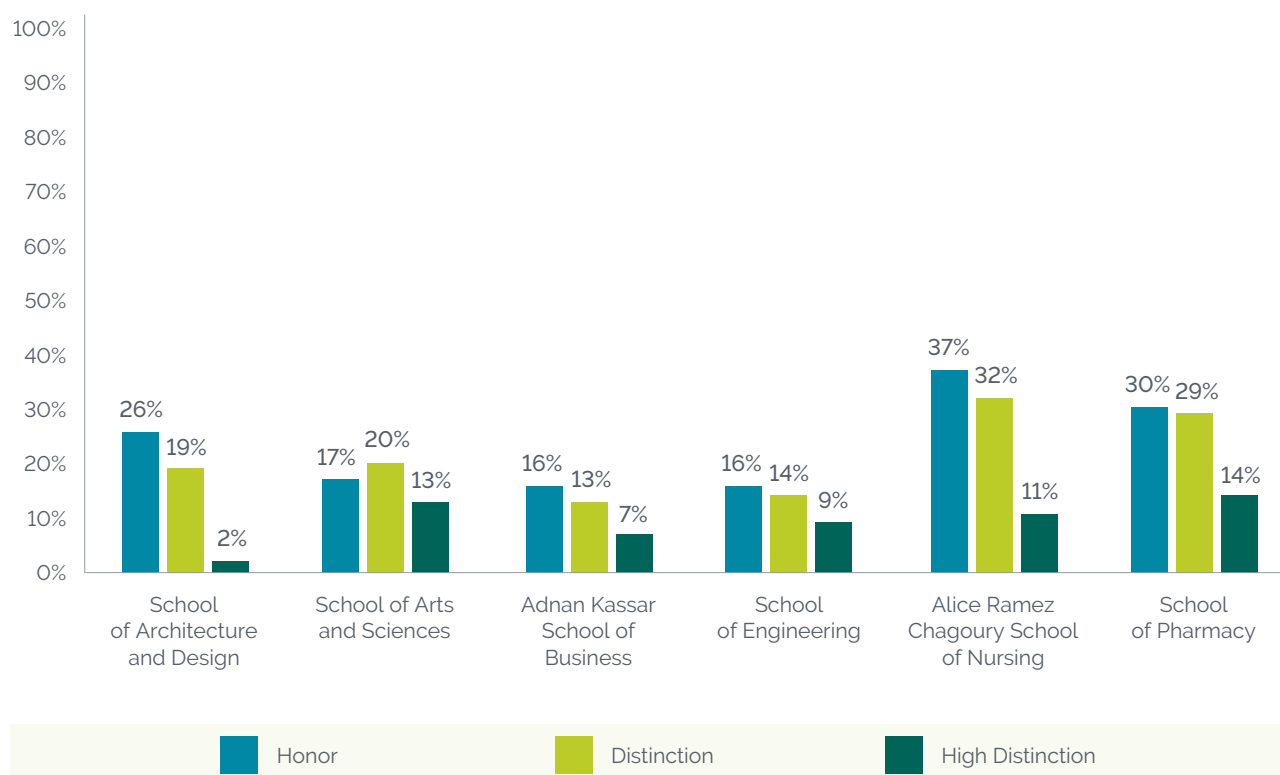
## HONOR, DISTINCTION AND HIGH DISTINCTION GRADUATING STUDENTS

ACADEMIC YEAR 2019–2020\*

	Graduating Students	Honor		Distinction		High Distinction	
		Number of Students	% of Graduating Students	Number of Students	% of Graduating Students	Number of Students	% of Graduating Students
School of Architecture & Design	187	48	26%	35	19%	4	2%
School of Arts & Sciences	508	86	17%	100	20%	68	13%
Adnan Kassab School of Business	753	119	16%	96	13%	54	7%
School of Engineering	225	37	16%	31	14%	20	9%
Alice Ramez Chagoury School of Nursing	19	7	37%	6	32%	2	11%
School of Pharmacy	66	20	30%	19	29%	9	14%
<b>Total</b>	<b>1,758</b>	<b>317</b>	<b>18%</b>	<b>287</b>	<b>16%</b>	<b>157</b>	<b>9%</b>

\* Includes only undergraduate students.

### Honor, Distinction and High Distinction Graduating Students





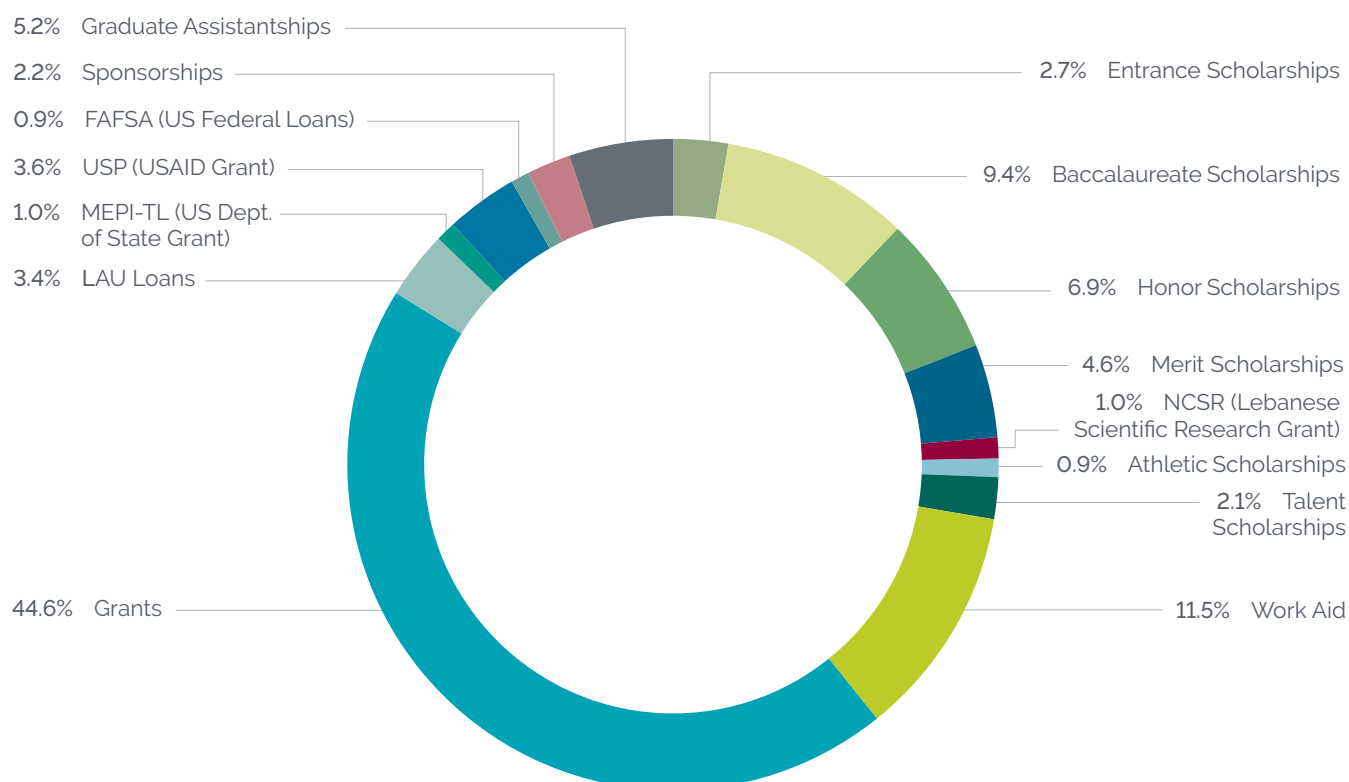
## STUDENT FINANCIAL AID PROGRAM

### ACADEMIC YEAR 2019–2020

Type of Aid AY 2019–2020	Count	Amount
Entrance Scholarships	292	\$1,235,940.90
Baccalaureate Scholarships	434	\$4,247,728.30
Honor Scholarships	742	\$3,129,605.95
Merit Scholarships	112	\$2,097,269.35
NCSR (Lebanese Scientific Research Grant)	24	\$472,320.00
Athletic Scholarships	167	\$413,349.30
Talent Scholarships	150	\$938,716.00
Work Aid	3,210	\$5,225,891.66
Grants	3,869	\$20,190,564.90
LAU Loans	843	\$1,528,512.14
MEPI-TL (US Dept. of State Grant)	110	\$447,093.50
USP (USAID Grant)	239	\$1,612,503.32
FAFSA (US Federal Loans)	44	\$413,399.00
Sponsorships	194	\$985,678.51
Graduate Assistantships	358	\$2,333,465.06
<b>Total</b>	<b>5,279</b>	<b>\$45,272,037.89</b>

*\*\* Duplicates occur at the level of the number of awards as a student may benefit from more than one type of financial aid, yet the total financial aid headcount is unduplicated.*

**Student Financial Aid Program**

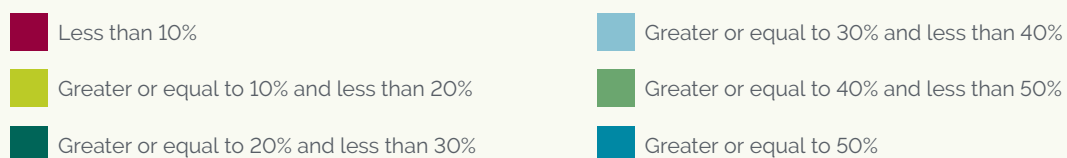
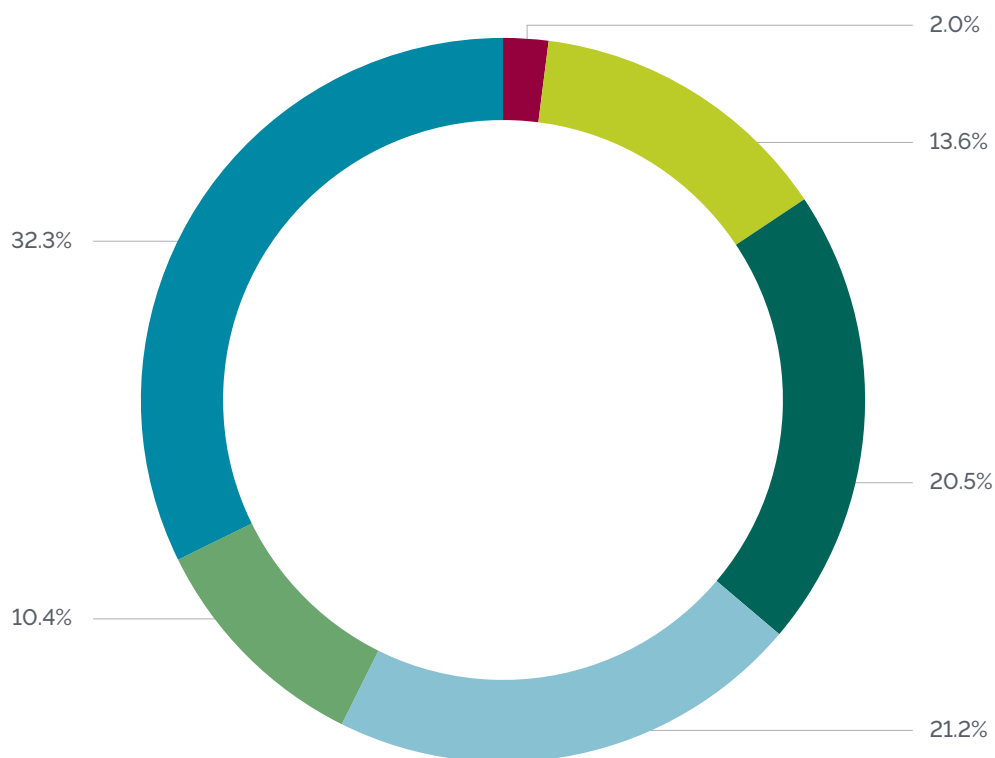


## DISTRIBUTION OF FINANCIAL AID AWARDS

### ACADEMIC YEAR 2019–2020

	Number of Students	Total Yearly Tuition	Total Yearly Financial Aid
Less than 10%	99	\$1,569,971.00	\$143,405.36
Greater or equal to 10% and less than 20%	671	\$12,336,316.00	\$1,947,417.60
Greater or equal to 20% and less than 30%	1,011	\$20,030,020.00	\$5,012,454.01
Greater or equal to 30% and less than 40%	1,041	\$20,071,117.00	\$6,931,879.46
Greater or equal to 40% and less than 50%	511	\$10,490,973.00	\$4,674,175.69
Greater or equal to 50%	1,588	\$31,800,771.00	\$23,815,841.71
<b>Total</b>	<b>4,921</b>	<b>\$96,299,168.00</b>	<b>\$42,525,173.83</b>

*Distribution of Financial Aid Awards*



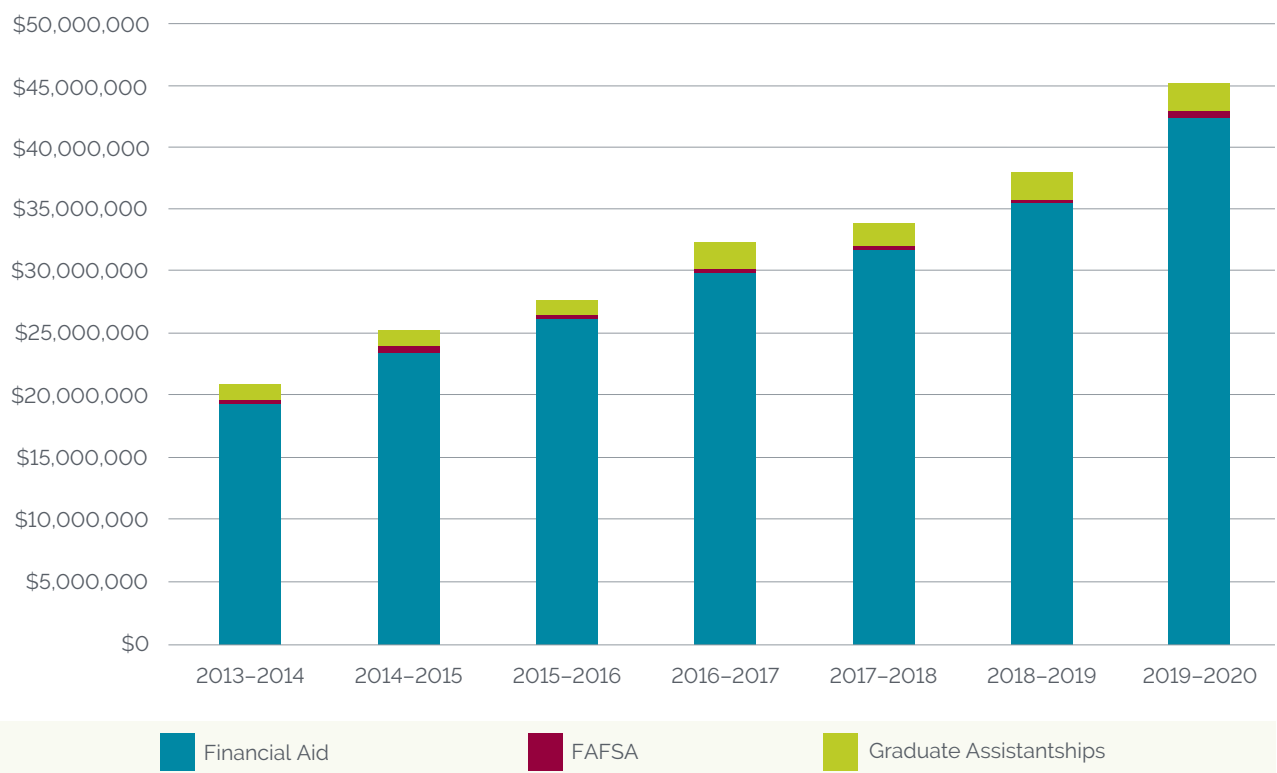


## TRENDS IN FINANCIAL AID BUDGET

### ACADEMIC YEAR 2019–2020

	2013 – 2014	2014 – 2015	2015 – 2016	2016 – 2017	2017 – 2018	2018 – 2019	2019 – 2020
Financial Aid	\$19,252,078.91	\$23,552,807.00	\$26,254,274.77	\$30,043,644.84	\$31,720,027.92	\$35,494,170.66	\$42,525,173.83
FAFSA	\$398,566.00	\$418,986.00	\$329,811.00	\$361,484.00	\$395,329.00	\$385,627.00	\$413,399.00
Graduate Assistantships	\$1,133,394.00	\$1,181,898.72	\$1,249,609.62	\$2,103,827.25	\$1,948,183.40	\$2,009,265.86	\$2,333,465.06
<b>Total</b>	<b>\$20,784,038.91</b>	<b>\$25,153,691.72</b>	<b>\$27,833,695.39</b>	<b>\$32,508,956.09</b>	<b>\$34,063,540.32</b>	<b>37,889,063.52</b>	<b>\$45,272,037.89</b>

*Trends in Financial Aid Budget*



## TUITION AND FEES

### ACADEMIC YEAR 2020–2021

The average undergraduate tuition for the academic year 2020–2021 is \$20,058 per year and the average graduate tuition is \$13,422 per year. Annual tuition fees for doctoral/professional practice programs amount to \$33,822 for students in the School of Medicine and \$26,400 for PharmD students. Tuition varies depending on the degree program.

Program	Undergraduate Per Term Rate (*)	Per Credit Rate
<b>SCHOOL OF ARCHITECTURE &amp; DESIGN</b>		
<b>Undergraduate Program</b>		
Bachelor of Architecture	\$10,200	\$854
BA in Fashion Design	\$10,200	\$854
BA in Fine Arts	\$10,200	\$854
BS in Graphic Design	\$10,200	\$854
BS in Interior Design	\$10,200	\$854
<b>Graduate Program (**)</b>		
MA in Islamic Art	–	\$867
<b>SCHOOL OF ARTS AND SCIENCES</b>		
BA in Arabic Language and Literature	\$8,382	\$698
BA in Communication Arts/Communication	\$9,319	\$779
BA in English	\$8,382	\$698
BA in History	\$8,382	\$698
BA in Multimedia Journalism	\$9,319	\$779
BA in Performing Arts	\$9,319	\$779
BA in Philosophy	\$8,382	\$698
BA in Political Science	\$8,382	\$698
BA in Political Science/International Affairs	\$8,382	\$698
BA in Psychology	\$8,382	\$698
BA in Social Work	\$8,382	\$698
BA in Television and Film	\$9,319	\$779
BA in Translation	\$8,382	\$698
BS in Bioinformatics	\$9,319	\$779
BS in Biology	\$9,319	\$779
BS in Chemistry	\$9,319	\$779
BS in Computer Science	\$9,319	\$779
BS in General Science	\$9,319	\$779
BS in Mathematics	\$9,275	\$775
BS in Nutrition	\$9,319	\$779



Program	Undergraduate Per Term Rate (*)	Per Credit Rate
<b>SCHOOL OF ARTS AND SCIENCES</b>		
BS in Nutrition and Dietetics (Coordinated Program)	–	\$814
Bridge-Arts	\$8,382	\$698
Bridge-Science	\$9,319	\$779
Dietetics Internship	–	\$773
Freshman	\$8,423	\$701
Intensive English	\$7,900	\$658
Teaching Diploma	\$8,382	\$698
Diploma in Learning Disability & Giftedness	\$8,382	\$698
Regent's College Degree	\$9,319	\$779
<b>Graduate programs (**)</b>		
MA in Education	–	\$780
MA in Interdisciplinary Gender Studies	–	\$780
MA in International Affairs	–	\$780
MA in Multimedia Journalism	–	\$780
MA in Migration Studies	–	\$780
MS in Applied and Computational Mathematics	–	\$814
MS in Molecular Biology	–	\$814
MS in Computer Science	–	\$814
<b>ADNAN KASSAR SCHOOL OF BUSINESS</b>		
<b>Undergraduate Programs</b>		
Bridge program	\$9,938	\$827
<b>Graduate Programs (**)</b>		
Executive Master of Business Administration (**)	–	\$900
LLM in Business Law	–	\$882
MA in Applied Economics	–	\$882
Master of Business Administration (MBA)	–	\$882
MS in Human Resources Management	–	\$882
QBA (Remedial MBA Course)	–	\$882
<b>Interdisciplinary</b>		
Executive MA in Actuarial Science	–	\$900

Program	Undergraduate Per Term Rate (*)	Per Credit Rate
<b>SCHOOL OF ENGINEERING</b>		
<b>Undergraduate Program</b>		
BE in Civil Engineering	\$10,154	\$848
BE in Computer Engineering	\$10,154	\$848
BE in Industrial Engineering	\$10,154	\$848
BE in Electrical Engineering	\$10,154	\$848
BE in Mechanical Engineering	\$10,154	\$848
BE in Petroleum Engineering	\$10,154	\$848
BE in Mechatronics Engineering	\$10,154	\$848
<b>Graduate Program (**)</b>		
MS in Civil and Environmental Engineering	–	\$891
MS in Computer Engineering	–	\$891
MS in Industrial Engineering and Engineering Management	–	\$891
<b>ALICE RAMEZ CHAGOURY SCHOOL OF NURSING</b>		
<b>BS in Nursing</b>		
New students AY 2019–2020	\$7,135	\$597
Continuing students AY 2018–2019	\$6,926	\$580
Continuing students AY 2017–2018	\$6,676	\$559
Continuing students AY 2016–2017	\$6,450	\$540
Continuing students AY 2015–2016	\$6,084	\$510
Continuing students AY 2014–2015	\$6,084	\$510
<b>SCHOOL OF PHARMACY</b>		
<b>BS in Pharmacy</b>	\$10,850	\$906
<b>Graduate Program (**)</b>		
MS in Pharmaceutical Development & Management	–	\$779
<b>OTHER</b>		
New York Academic Center	–	\$945
Special Students	\$10,967	\$912
Undecided Major	\$9,319	\$779

Program	Annual Tuition
<b>GILBERT AND ROSE-MARIE CHAGOURY SCHOOL OF MEDICINE</b>	
<b>MD Program</b>	
New students AY 2019–2020	\$33,822
Continuing students AY 2018–2019	\$32,837
Continuing students AY 2017–2018	\$31,650
Continuing students AY 2016–2017	\$30,430
Continuing students AY 2015–2016	\$28,704
Continuing students AY 2014–2015	\$28,704
Continuing students AY 2013–2014	\$26,400
<b>SCHOOL OF PHARMACY</b>	
Doctor of Pharmacy - PharmD	\$26,400

(\*) 12 or more credit hours per term

(\*\*) Graduate Programs per credit

(\*\*\*) Research Doctoral fees are offered to PhD candidates of other universities using the LAU labs.





## STUDENT HOUSING

### FALL 2020

	Number of Rooms Available	Number of Residents	Number of Rooms Occupied	Occupancy Rate
<b>RESIDENCE HALL FOR FEMALES</b>				
<b>Beirut campus</b>				
Santona Residence	30	5	5	16.0%
Berkeley Hotel	24	5	5	20.8%
<b>Byblos campus</b>				
Residence Hall Block B	61	8	8	13.1%
Residence Hall Block C	12	0	0	0.0%
<b>RESIDENCE HALL FOR MALES</b>				
<b>Beirut campus</b>				
Santona Residence	26	2	2	7.7%
Berkeley Hotel	21	11	11	52.3%
<b>Byblos campus</b>				
Residence Hall Block B	45	4	4	8.9%
Residence Hall Block C	12	0	0	0.0%

	Average Housing Fees per Year AY 2020–2021		
	Beirut campus	Byblos campus	University wide
Single Room	\$5,552	\$3,198	\$4,375
Shared Room	\$3,605	\$1,921	\$2,763

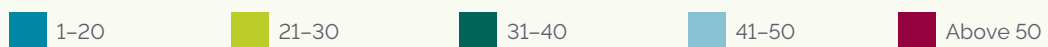
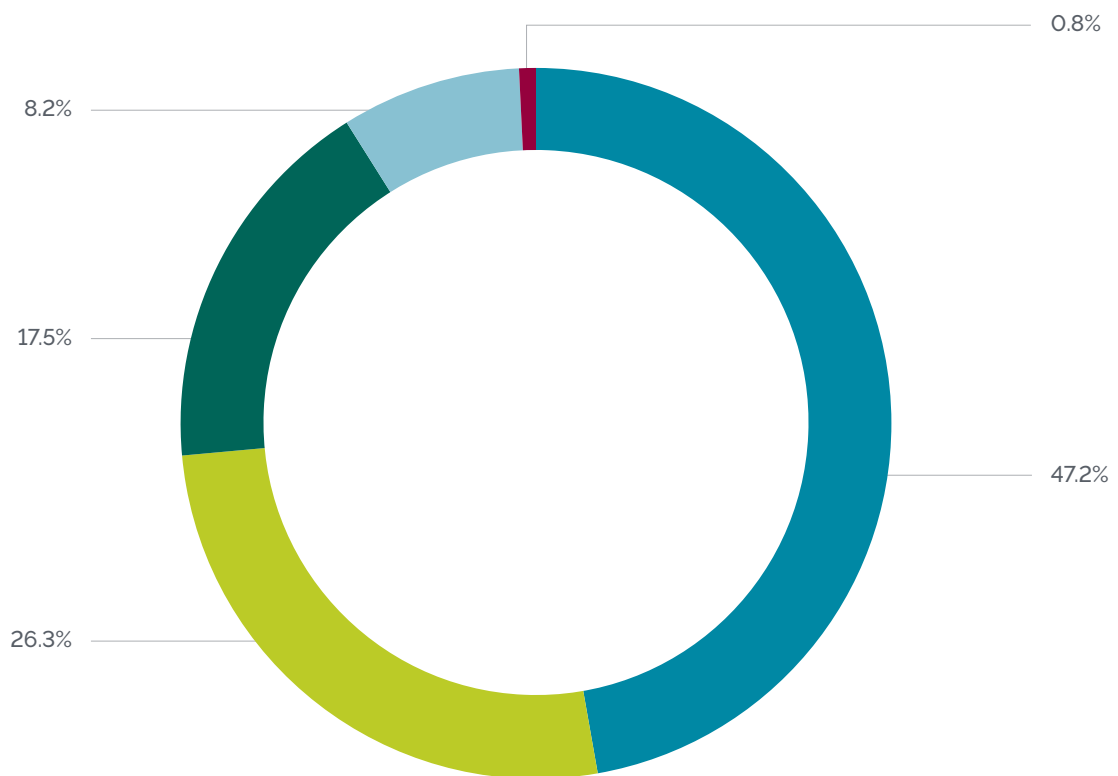


## CLASS SIZE

### FALL 2020

Schedule Type	1 – 20	21 – 30	31 – 40	41 – 50	Above 50
Lab	179	35	4	–	–
Language	51	202	3	–	–
Lecture	469	227	307	149	14
Online	1	1	–	–	–
Seminar	11	1	–	–	–
Studio	148	15	7	1	–
Workshop	7	2	–	–	–
<b>Total</b>	<b>866</b>	<b>483</b>	<b>321</b>	<b>150</b>	<b>14</b>

*Class Size*



## LIBRARY AND OTHER INFORMATION RESOURCES

ACADEMIC YEAR 2019–2020



### ► Affiliations

The Lebanese American University maintains library affiliations with local, regional and international associations and organizations. These include:

- The Lebanese Library Association, since 1995;
- The American Library Association, since 1985;

American International Consortium of Academic Libraries (AMICAL), since 2004; AMICAL is an international consortium of American-model, liberal arts institutions of higher learning. Our mission is to advance learning, teaching and research through the collaborative development of library and information services and curricular resources at member institutions;

Lebanese Academic Library Consortium (LALC), since 2002 (four private institutions — the American University of Beirut, the Lebanese American University, Notre-Dame University and the University of Balamand— initially established the Lebanese Academic Library Consortium (LALC), the first library consortium in Lebanon aimed at cooperating in subscriptions to one or more online resources, and have since been joined by Université Saint-Esprit de Kaslik, University Saint Joseph, Beirut Arab University and Haigazian University);

The Lebanese Interlibrary Loan/Document Delivery Services consortium (LIDS), since 2007 (established by LAU in cooperation with Kaslik University, Notre Dame University and University of Balamand, and recently joined by the United Nations Economic and Social Commission for Western Asia – Commission of Lebanon (ESCWA), Haigazian University, Middle East University, Beirut Arab University, American University of Beirut and Banque Du Liban or Lebanese Central Bank);

OCLC, since 2008 (a non-profit library service and research worldwide organization in which almost 25,900 libraries, archives and museums in 170 countries are members.); thanks to a Libraries Very Interested in Sharing (LVIS) agreement signed through OCLC, LAU libraries can now share resources with more than 4000 libraries around the world for free).



## Library and Other Information Resources 2019–2020

### Expenditures / FTE Student

Materials	\$198
Salaries & Wages (permanent staff)	\$177
Salaries & Wages (student employees)	\$7
Other Operating expenses	\$117

### Collections

Percent available physically	36%
Percent available electronically	64%
Number of digital repositories	7,335

### Personnel (FTE)

Librarians – Beirut campus	12
Librarians – Byblos campus	9
Other library personnel – Beirut campus	9
Other library personnel – Byblos campus	5

### Availability/attendance

Hours of operation/week – Beirut campus	40
Hours of operation/week – Byblos campus	40

## Consortia/Partnerships

Lebanese Academic Library Consortium (LALC) <http://lalc.lau.edu.lb/>

Lebanese ILL/DD Services Consortium (LIDS) <https://www.facebook.com/LIDS-Consortium-714676411911054/>

AMICAL Consortium <https://www.amicalnet.org/>

## INFORMATION TECHNOLOGY RESOURCES

### ACADEMIC YEAR 2019–2020

#### Information Technology Resources

##### COURSE MANAGEMENT SYSTEM

Number of classes using the system	2,822
Number of students (having seats) on system	90,163

##### BANDWIDTH

On-Campus Network	10 Gbps
Off-Campus Access – Commodity Internet	1.2 Gbps
Wireless Protocol(s)	802.11 a/b/g/n/ac/ax

##### NETWORK

##### Percent of residence halls connected to network

Wired	100%
Wireless	100%

##### Percent of classrooms connected to network

Wired	100%
Wireless	100%
Public wireless ports	7,000
Public computers connected to network	1,601
Public computers connected to network in libraries	338

##### MULTIMEDIA CLASSROOMS (PERCENT)

Beirut campus	100%
Byblos campus	100%

##### SMART CLASSROOMS

Beirut campus	72 classrooms/19 labs
Byblos campus	55 classrooms/84 labs
New York campus	10

##### PCS AND LAPTOPS

Beirut campus	562
Byblos campus	1,141

##### IT PERSONNEL (FTE)

Beirut campus	30.0
Byblos campus	14.0



## Software Systems and Versions

Students	Banner 9
Finances	E-business Suite v 12.1.3
Human Resources	E-business Suite v 12.1.3
Advancement	Raiser's Edge 7.96
Library	Olib 9 SP11, Ereserve 5.7, PaperCut v. 19, Annahar
Interactive Video Conferencing	CISCO



## STUDENT CLUBS

Clubs are initiated and organized by students, for students, and focus on a wide range of interests including academic majors, culture, sports, human rights and the arts. They provide students with opportunities to engage in extracurricular pursuits and hobbies and to establish diverse relationships, thereby contributing to LAU's goal of developing the whole person.

### ► *Beirut Campus*

Accounting Club	Education Club	Journalism Club
Aie Club	Entrepreneurship Club	Marketing Club
Animal Care Club	Environment Club	Mathematics Club
Armenian Club	Event Organization Club	Music Club
Astronomy Club	Fashion Club	Nutrition Club
Bioinformatics Club	Finance Club	Palestinian Cultural Club
Chess Club	Gamers Club	Philosophy Club
Civic Welfare Club	Hiking & Camping Club	Photography Club
Computer Science Club	History Club	Pre-Med Club
Consulting Club	Hospitality Club	Psychology Club
Cycling Club	Human Rights Club	Russian Cultural Club
Design Club	I in Ethics Club	Science Club
Discover Lebanon Club	International Affairs Club	Social Work Club
Economics Club	Japanese Group	TEDxLAU Club

### ► *Byblos Campus*

180 Degrees NGO Consulting Club	Gender and sexuality club
American Society of Mechanical Engineers Club (ASME)	Human Rights Club
Architecture and Design club	IEEE-Student Branch
Architecture Reading Group Club	IIE (Institute of Industrial Engineers) Club
Armenian Club	International Affairs Club
Artificial Intelligence and Cognitive Science Club (AICS)	Jordanian Club
ASCE	Lebanese Medical Students International Committee (LeMSIC)
Association for Computer Machinery Club (ACM)	Lebanese Pharmacy Students Association (LPSA) Club
Association of Energy Engineers	Medical Students Association (MSA) Club
Astronomy Club	Movie Club
Bioinformatics club	Music Club
Book Club	NAPHAS Club
Bridge Community Progress Club	Nursing Club
Cedars Club	Nutrition club
Chem Club	Palestinian Club
CHESS Club	Parkour and Freerunning Club
Civic Welfare Club	Petroleum Club
consulting club	Photography Club
Dance Club	Poetry Club
Debate Club	Premedical Society club
Developer Student Club	Psychology Club
Discovery 4 Views Club	Robotics Club
Economics Club	Rotaract Club
Engineers Without Borders EWB	Rover Club
Environmental Club	Skiing Club
Event Planning Club	Social-Campus Life Club
Family Business and Entrepreneurship Club	Student Volunteering club
First Responder Club	The Animal Rights Club
Football Fan Club	

## CENTERS AND INSTITUTES

The Lebanese American University boasts a total of 22 specialized centers and institutes, offering vast opportunities for research and training. These centers and institutes hold conferences, workshops, seminars and community outreach programs throughout the year, providing specialized knowledge, training and access to information and resources to students, researchers, faculty and professionals around the globe.

### ► *Centers and Institutes*

Arab Institute for Women  
Center for Innovative Learning  
Center for Lebanese Heritage  
Center for Lebanese Studies  
CISCO Institute  
Clinical Simulation Center  
Early Childhood Center  
Institute for Banking and Finance  
Institute for Media Research and Training  
Institute for Migration Studies  
Institute for Social Justice and Conflict Resolution

Institute of Family and Entrepreneurial Business  
Institute of Hospitality and Tourism Management Studies  
Institute for Human Resources  
Institute of Islamic Art and Architecture  
LAU Fouad Makhzoumi Innovation Center  
Software Institute  
Summer Institute for Intensive Arabic Language and Culture  
Teacher Training Institute  
Urban Planning Institute  
Institute for Water Resources & Environmental Technologies  
Institute for Environmental Studies & Research







## FACULTY AND STAFF



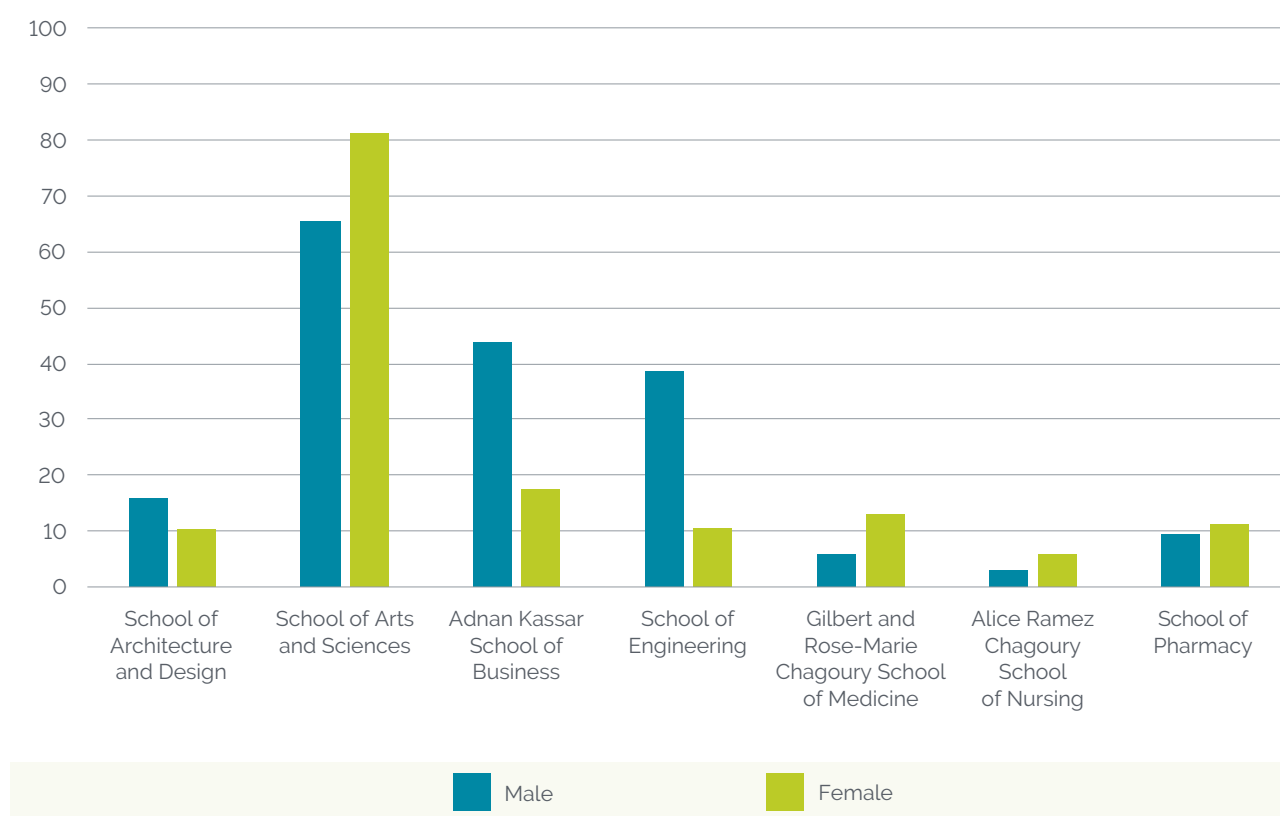


## FULL-TIME FACULTY BY GENDER AND SCHOOL

### FALL 2020

	Male	Female	Total
School of Architecture and Design	16	10	26
School of Arts and Sciences	66	82	148
Adnan Kassar School of Business	44	18	62
School of Engineering	39	10	49
Gilbert and Rose-Marie Chagoury School of Medicine	6	13	19
Alice Ramez Chagoury School of Nursing	3	6	9
School of Pharmacy	9	11	20
<b>Total</b>	<b>183</b>	<b>150</b>	<b>333</b>

*Full-time Faculty by Gender and School*



## PHYSICIANS AT LAU MEDICAL CENTER-RIZK HOSPITAL

### ACADEMIC YEAR 2020-2021

	Female	Male	Total
Full-Time Physicians	28	45	73
Part-Time Physicians	24	104	128

## FULL-TIME FACULTY BY RANK, GENDER AND SCHOOL

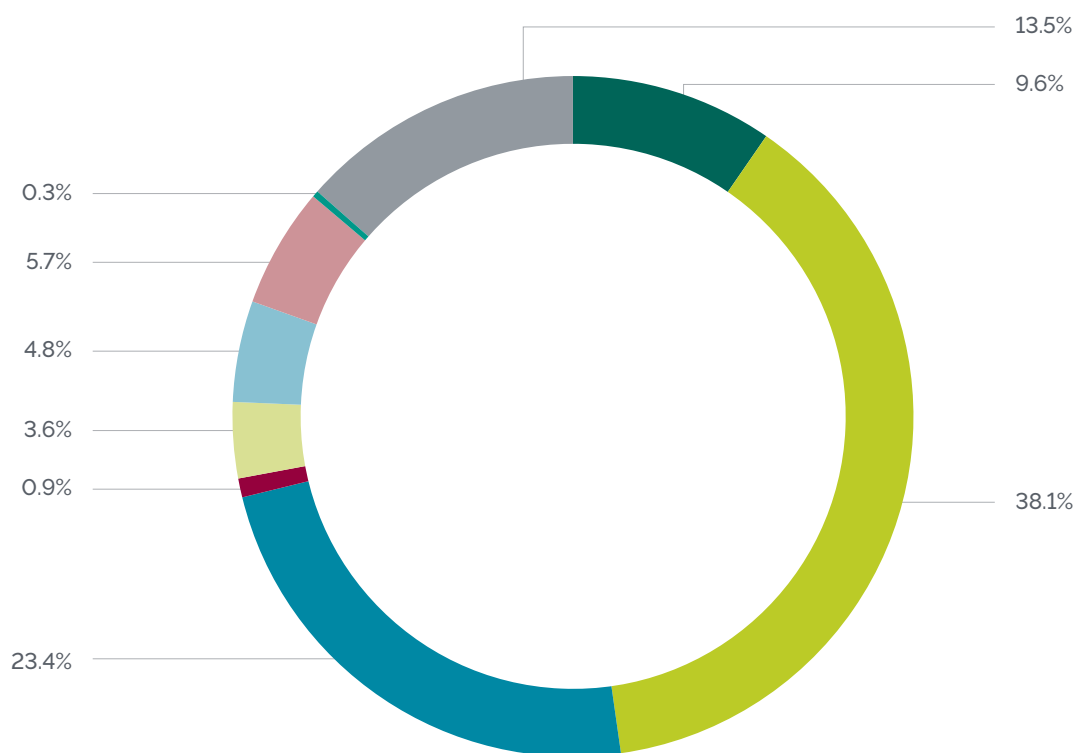
### FALL 2020

	Gender	Professor	Associate Professor	Assistant Professor	Senior Lecturer	Lecturer	Senior Instructor	Instructor	Assistant Instructor	Research Faculty-Post-doctoral Research Fellow	Total
School of Architecture and Design	Female	–	3	5	–	2	–	–	–	–	10
	Male	1	6	6	–	3	–	–	–	–	16
School of Arts and Sciences	Female	5	23	15	1	2	8	10	–	18	82
	Male	6	28	12	–	3	7	–	–	10	66
Adnan Kassar School of Business	Female	–	9	4	–	1	–	3	–	1	18
	Male	6	22	10	2	1	1	1	1	–	44
School of Engineering	Female	1	3	1	–	–	–	–	–	5	10
	Male	9	13	12	–	–	–	–	–	5	39
Gilbert and Rose-Marie Chagoury School of Medicine	Female	1	1	8	–	–	–	–	–	3	13
	Male	–	2	2	–	–	–	1	–	1	6
Alice Ramez Chagoury School of Nursing	Female	–	3	1	–	–	–	2	–	–	6
	Male	1	–	–	–	–	–	2	–	–	3
School of Pharmacy	Female	–	9	2	–	–	–	–	–	–	11
	Male	2	5	–	–	–	–	–	–	2	9
Total	Female	7	51	36	1	5	8	15	–	27	150
	Male	25	76	42	2	7	8	4	1	18	183
	Total	32	127	78	3	12	16	19	1	45	333





*Full-time Faculty by Rank*



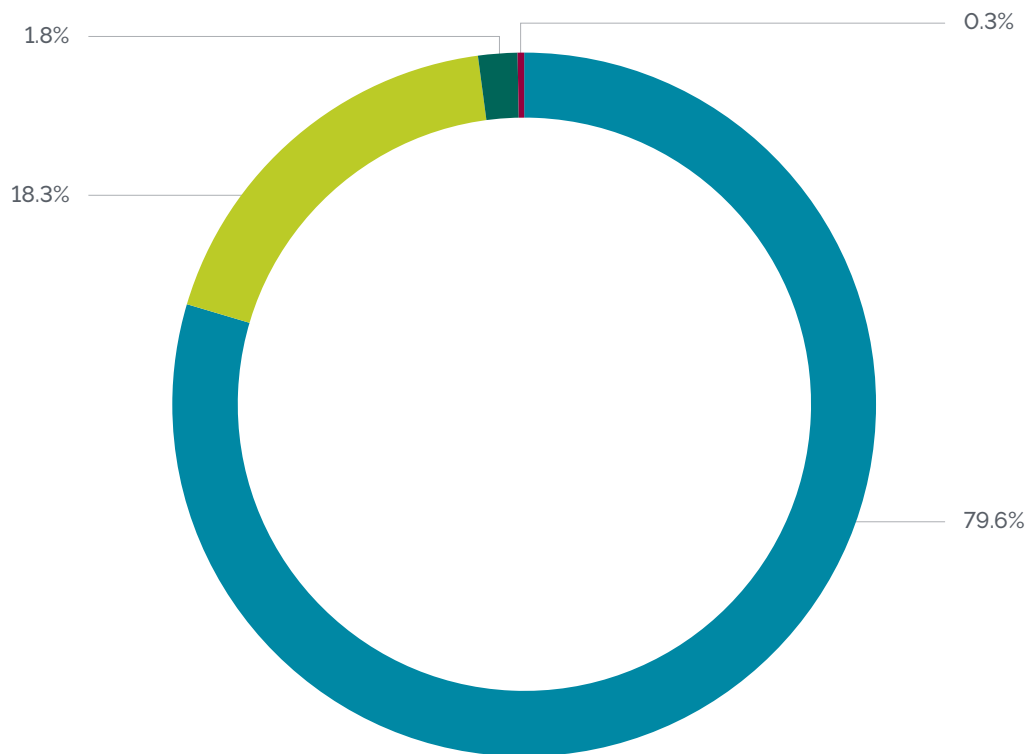
<span style="display:inline-block; width:15px; height:15px; background-color:#006666; margin-right:5px;"></span> Professor	<span style="display:inline-block; width:15px; height:15px; background-color:#990033; margin-right:5px;"></span> Senior Lecturer	<span style="display:inline-block; width:15px; height:15px; background-color:#993366; margin-right:5px;"></span> Instructor
<span style="display:inline-block; width:15px; height:15px; background-color:#999900; margin-right:5px;"></span> Associate Professor	<span style="display:inline-block; width:15px; height:15px; background-color:#999933; margin-right:5px;"></span> Lecturer	<span style="display:inline-block; width:15px; height:15px; background-color:#006666; margin-right:5px;"></span> Assistant Instructor
<span style="display:inline-block; width:15px; height:15px; background-color:#006699; margin-right:5px;"></span> Assistant Professor	<span style="display:inline-block; width:15px; height:15px; background-color:#6699cc; margin-right:5px;"></span> Senior Instructor	<span style="display:inline-block; width:15px; height:15px; background-color:#666666; margin-right:5px;"></span> Research Faculty-Postdoctoral Research Fellow

## HIGHEST DEGREE EARNED BY FULL-TIME FACULTY

### FALL 2020

Rank	Doctoral		Master's		Bachelor's		Others		Total	
	Count	% of Total	Count	% of Total	Count	% of Total	Count	% of Total	Count	% of Total
Professor	32	9.6%	–	–	–	–	–	–	32	9.6%
Associate Professor	122	36.6%	5	1.5%	–	–	–	–	127	38.1%
Assistant Professor	67	20.1%	10	3.0%	1	0.3%	–	–	78	23.4%
Senior Lecturer	2	0.6%	1	0.3%	–	–	–	–	3	0.9%
Lecturer	5	1.5%	4	1.2%	3	0.9%	–	–	12	3.6%
Senior Instructor	–	–	15	4.5%	1	0.3%	–	–	16	4.8%
Instructor	1	0.3%	18	5.4%	–	–	–	–	19	5.7%
Assistant Instructor	–	–	–	–	–	–	1	0.3%	1	0.3%
Research Faculty- Postdoctoral Research Fellow	36	10.8%	8	2.4%	1	0.3%	–	–	45	13.5%
<b>Total</b>	<b>265</b>	<b>79.6%</b>	<b>61</b>	<b>18.3%</b>	<b>6</b>	<b>1.8%</b>	<b>1</b>	<b>0.3%</b>	<b>333</b>	<b>100.0%</b>

*Highest Degree Earned by Full-time Faculty*



Doctoral

Master's

Bachelor's

Others



## FULL-TIME FACULTY WITH DOCTORAL DEGREES

FALL 2020

	Count in School	Percent in School	Percent of Total
School of Architecture and Design	8	30.8%	3.0%
School of Arts and Sciences	113	76.4%	42.6%
Adnan Kassir School of Business	53	85.5%	20.0%
School of Engineering	47	95.9%	17.7%
Gilbert and Rose-Marie Chagoury School of Medicine	19	100.0%	7.2%
Alice Ramez Chagoury School of Nursing	5	55.6%	1.9%
School of Pharmacy	20	100.0%	7.5%
<b>Total</b>	<b>265</b>	<b>79.6%</b>	<b>100.0%</b>

## FULL-TIME FACULTY AGE RANGE BY RANK

FALL 2020

	20 – 29	30 – 39	40 – 49	50 – 59	60 and above
Professor	–	1	5	16	10
Associate Professor	–	18	61	35	13
Assistant Professor	–	45	21	8	4
Senior Lecturer	–	–	–	1	2
Lecturer	–	–	1	6	5
Senior Instructor	–	–	3	7	6
Instructor	–	10	5	3	1
Assistant Instructor	–	–	1	–	–
Research Faculty- Postdoctoral Research Fellow	16	27	1	1	–
<b>Total</b>	<b>16</b>	<b>101</b>	<b>98</b>	<b>77</b>	<b>41</b>

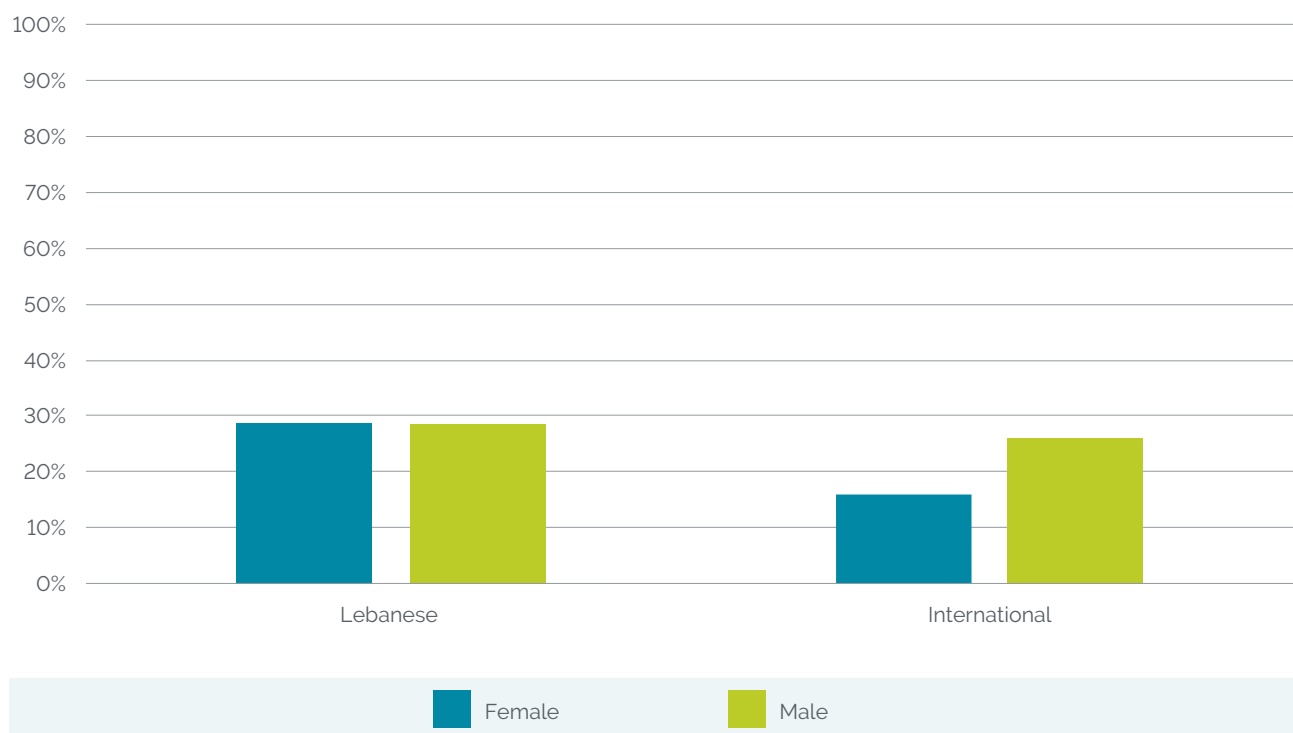


## FULL-TIME FACULTY BY NATIONALITY

### FALL 2020

	Female		Male	
	Count	Percent of Total Faculty	Count	Percent of Total Faculty
Lebanese	97	29.1%	96	28.8%
International	53	15.9%	87	26.1%
<b>Total</b>	<b>150</b>	<b>45.0%</b>	<b>183</b>	<b>55.0%</b>

*Full-time Faculty by Nationality*



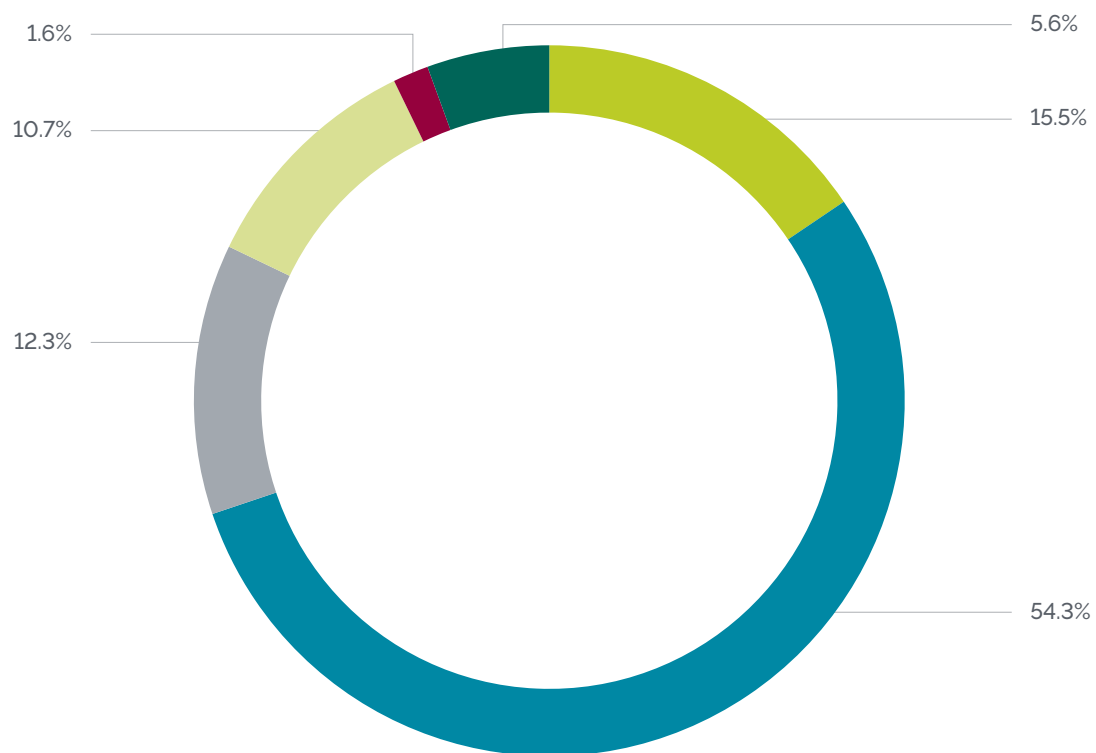
## PART-TIME FACULTY BY SCHOOL AND GENDER

### FALL 2020

	Female	Male	Total
School of Architecture and Design	36	31	67
School of Arts and Sciences	158	76	234
Adnan Kassar School of Business	21	32	53
School of Engineering	10	36	46
Alice Ramez Ghagoury School of Nursing	5	2	7
School of Pharmacy	17	7	24
<b>Total</b>	<b>243</b>	<b>182</b>	<b>425</b>

\* Duplicate headcounts occur between schools as faculty may teach in two different schools, yet the total headcount is unduplicated.

*Part-time Faculty by School*



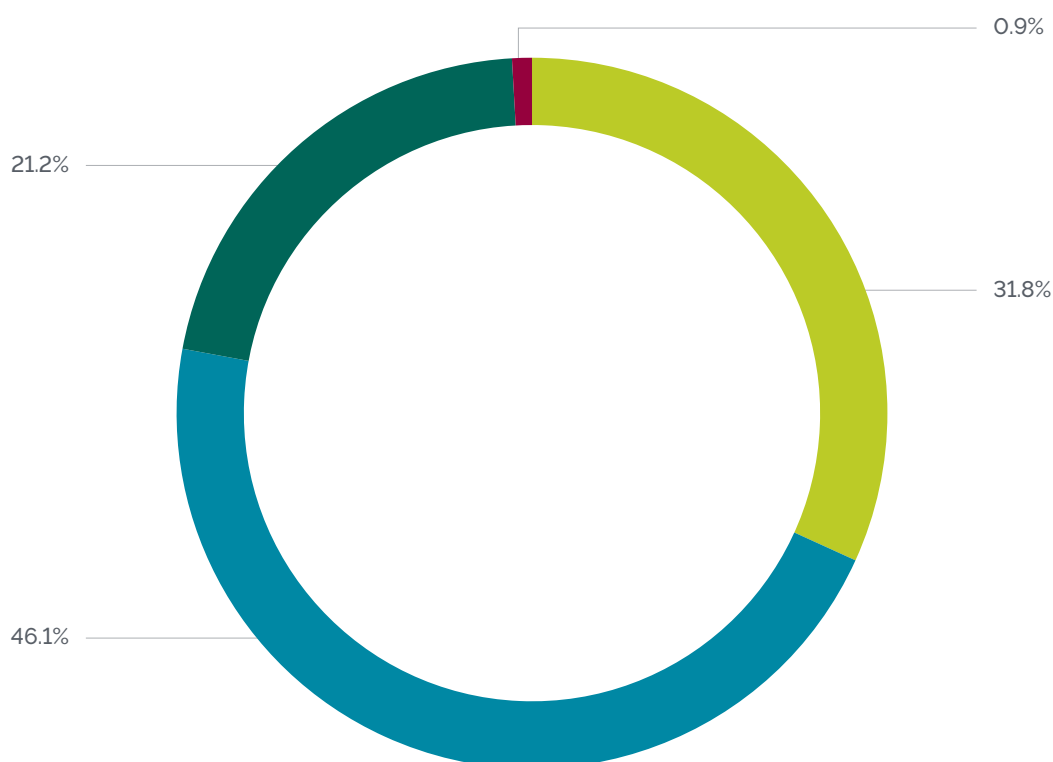
## HIGHEST DEGREE EARNED BY PART-TIME FACULTY

FALL 2020

School	Doctoral		Master's		Bachelor's		Others		Total	
	Count	% in School	Count	% in School	Count	% in School	Count	% in School	Count	% in School
School of Architecture and Design	5	7.5%	48	71.6%	13	19.4%	1	1.5%	67	100%
School of Arts and Sciences	75	32.1%	105	44.9%	51	21.8%	3	1.3%	234	100%
Adnan Kassab School of Business	24	45.3%	28	52.8%	1	1.9%	–	–	53	100%
School of Engineering	18	39.1%	12	26.1%	16	34.8%	–	–	46	100%
Alice Ramez Ghagoury School of Nursing	–	–	3	42.9%	4	57.1%	–	–	7	100%
School of Pharmacy	16	66.7%	3	12.5%	5	20.8%	–	–	24	100%
<b>Total</b>	<b>135</b>	<b>31.8%</b>	<b>196</b>	<b>46.1%</b>	<b>90</b>	<b>21.2%</b>	<b>4</b>	<b>0.9%</b>	<b>425</b>	<b>100%</b>

\* Duplicate headcounts occur between schools as faculty may teach in two different schools, yet the total headcount is unduplicated.

*Highest Degree Earned by Part-Time Faculty*



■ Doctoral
 ■ Master's
 ■ Bachelor's
 ■ Others



## FACULTY FTE BY SCHOOL

### FALL 2020

School	FTE
School of Architecture and Design	48.3
School of Arts and Sciences	226.0
Adnan Kassar School of Business	79.7
School of Engineering	64.3
Gilbert and Rose-Marie Chagoury School of Medicine	134.7
Alice Ramez Ghagoury School of Nursing	11.3
School of Pharmacy	28.0
<b>Total</b>	<b>590.3</b>

## STUDENT-FACULTY RATIO

### FALL 2020

Total Students FTE	7,546.0
Total Faculty FTE	590.3
<b>Student-Faculty Ratio</b>	<b>13 to 1</b>

(\*) Students FTE = full-time students + 1/3 part-time students

(\*\*) Faculty FTE = full-time faculty + 1/3 part-time faculty

(\*\*\*) Student-Faculty Ratio = Students FTE / Faculty FTE

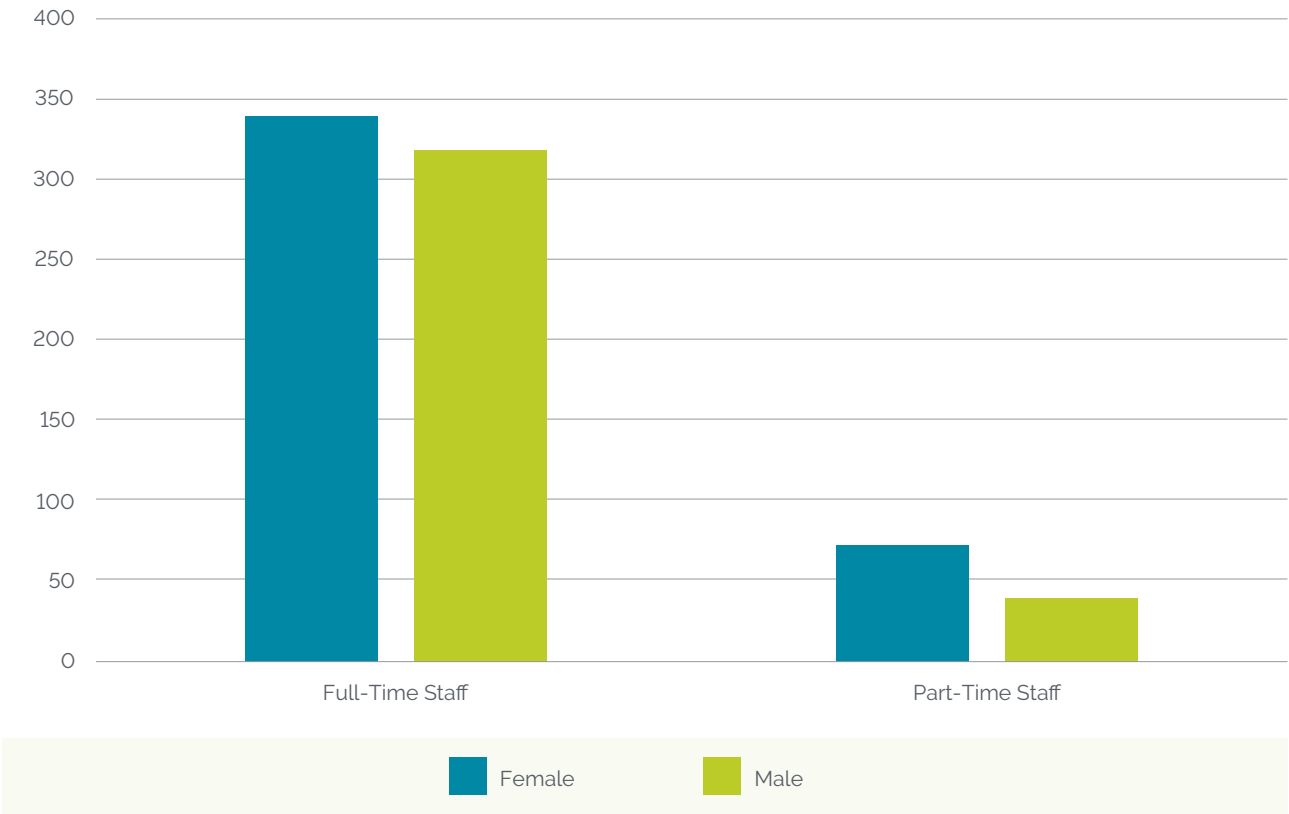


# STAFF BY EMPLOYMENT TYPE AND GENDER

## FALL 2020

	Full-Time Staff	Part-Time Staff	Total
Female	339	73	412
Male	318	38	356
<b>Total</b>	<b>657</b>	<b>111</b>	<b>768</b>

Staff by Gender











## ALUMNI CHAPTERS

President/Committee	Chapter
Naim Stephan	Abu Dhabi Chapter
Committee	Aleppo Chapter
Sana Jeha Cherfan	Athens Chapter
Committee	Atlanta Chapter
Rushdi Kikhia	Bahrain Chapter
Bashir Sakka	Beirut Chapter
Hala Mikati Jabre	BCW Chapter
Jana Thoumy	Byblos Chapter
Committee	Chicago Chapter
Committee	Dallas Chapter
Committee	Damascus Chapter
Hiba Yazbeck Wehbe	Detroit Chapter
Adalat Nakkash	Dubai & Northern Emirates Chapter
Committee	Eastern Province Chapter
Jack Kassab	EMBA Group
Committee	Florida Chapter
Lana Captan Ghandour	Ghana Chapter
Tania Shaheen	Houston Chapter
Jamil Ghandour	Jeddah Chapter
Suhair Alami Masri	Jordan Chapter
Ziad Kabbani	Kuwait Chapter
Committee	London Chapter





President/Committee	Chapter
Hani Antar	Montreal Chapter
Robert Shafie	New England Chapter
Fadi Broumana	New York, New Jersey Chapter
Committee	Nigeria Chapter
Committee	North Lebanon Chapter
Hana Rustom Archbold	Northern California Chapter
Mireille Aoun Kamar	Oman Chapter
Committee	Ottawa Chapter
Hanadi Khalil Tellier	Paris Chapter
Wassim AlDayah	Qatar Chapter
Ramzi Bizri	Riyadh Chapter
Joe Hawa	School of Engineering Chapter
Wael Salame	School Of Medicine
Committee	School of Pharmacy Chapter
Noushin Maktabi Issa	Seattle, Washington State Chapter
Samar Wehbe Shealb	South Lebanon Chapter
Rowaida Bourji	Southern California Chapter
Taline Ouzounian Avakian	Switzerland Chapter
Fadi Safadieh	Toronto Chapter
Jad El Hajj	Sydney Chapter
Ali Tourba	USP Chapter
Chantal Farrah	Washington DC Chapter

## ALUMNI CHAPTERS BY REGION

Region	Number of Chapters
Lebanon	10
Arab World	12
Europe	4
Africa	2
United States and Canada	15
Australia	1
<b>Total Chapters</b>	<b>44</b>

## ALUMNI BY GENDER

Gender	Number of Alumni
Female Alumni	26,470
Male Alumni	21,455
<b>Total Alumni</b>	<b>47,927</b>

*Alumni by Gender*



Male Alumni



Female Alumni

## ALUMNI BY RESIDENCE

Country of Residence	Number of Alumni	Country of Residence	Number of Alumni	Country of Residence	Number of Alumni
Algeria	9	Iran	55	Qatar	279
Angola	1	Iraq	254	Republic of Singapore	1
Argentina	1	Ireland	1	Romania	3
Australia	83	Italy	12	Russia	2
Austria	6	Ivory Coast	6	Saudi Arabia	790
Bahrain	156	Jamaica	1	Senegal	2
Belgium	19	Japan	3	Sierra Leone	11
Benin	1	Jordan	676	Somalia	1
Brazil	11	Korea	2	South Africa	7
Canada	589	Kuwait	592	Spain	18
China	2	Lebanon	38,993	Sudan	12
Colombia	2	Liberia	12	Sweden	18
Cyprus	99	Libya	18	Switzerland	47
Democratic Republic of the Congo	1	Luxembourg	2	Syria – Not to Mail	526
Denmark	4	Malaysia	2	Taiwan	1
Egypt	70	Malta	1	Tanzania	3
Ethiopia	18	Mexico	7	Thailand	1
Finland	3	Monaco	1	Tunisia	14
France	125	Morocco	10	Turkey	24
Gabon	1	Mozambique	1	Uganda	1
Gambia	3	New Zealand	3	Ukraine	3
Germany	27	Nigeria	25	United Arab Emirates	1,500
Ghana	32	Norway	4	United Kingdom	237
Greece	72	Oman	82	United States of America	2,068
Guinea	3	Pakistan	6	Venezuela	11
Haiti	1	Palestine – Not to Mail	166	Vietnam	2
Holland	6	Panama	19	West Indies	4
India	8	Philippines	4	Yemen	11
Indonesia	3	Poland	14	Zimbabwe	2
<b>Total</b>				<b>47,927</b>	





## FINANCIAL INFORMATION





## FINANCES

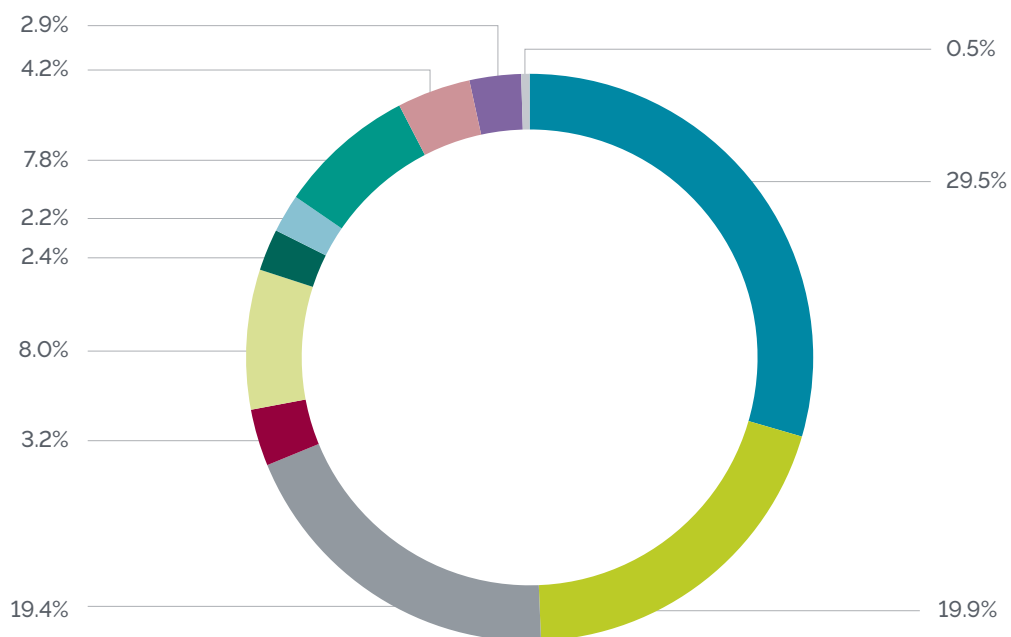
### ACADEMIC YEAR 2019–2020

OPERATING BUDGET 2019–2020: \$ 203,012,524

*Revenue Budget 2019–2020*



*Expense Budget 2019–2020*



Teaching Compensation	Contracted Services	Contingency & Transfers
Non Teaching Compensation	Travel & Communication	Other Expenses
Financial Aid	Utilities & Taxes	SP
Supplies	Depreciation	

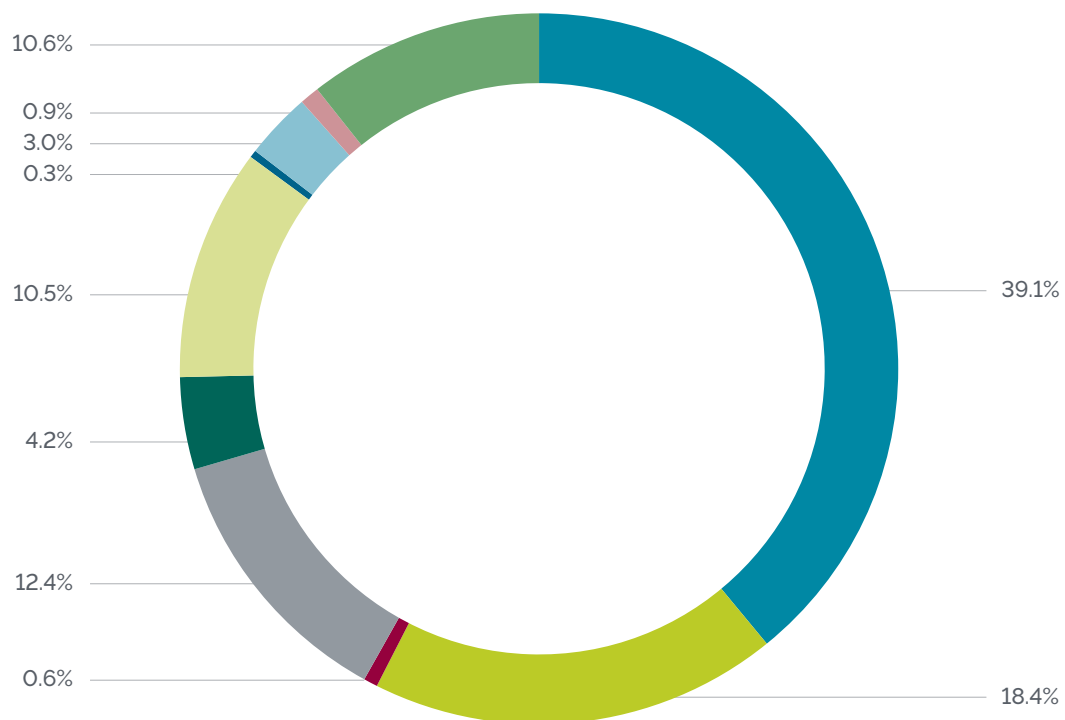
#### Expenses per Student AY 2019–2020

Total expenses per student headcount	\$ 25,035
Total expenses per student FTE	\$ 27,059



## EXPENSES BY FUNCTION

*Expenses by Function 2019–2020*


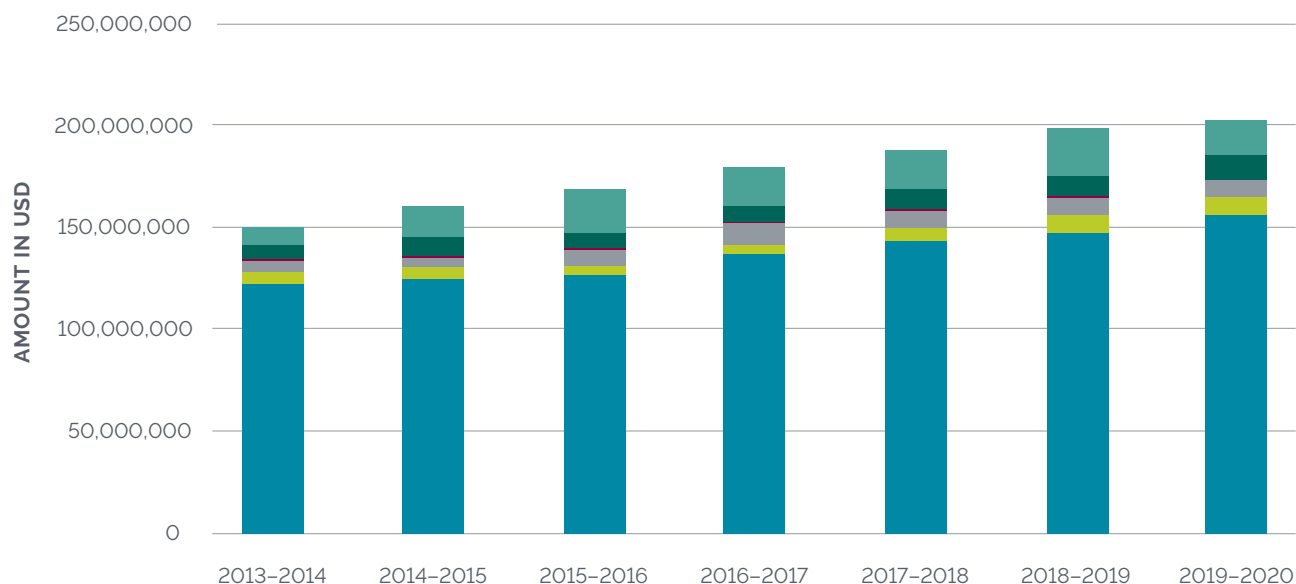


## TRENDS IN REVENUES (IN \$)

### 2013–2014 TILL 2019–2020

	2013–2014	2014–2015	2015–2016	2016–2017	2017–2018	2018–2019	2019–2020
Tuition	121,550,688	123,437,515	125,348,461	135,870,976	142,922,506	147,940,587	156,401,060
Endowment Income	6,000,000	6,000,000	6,000,000	6,000,000	6,000,000	7,600,000	7,600,000
Other Revenue	5,766,994	5,655,077	6,565,507	8,964,440	9,228,333	9,495,448	9,279,580
<b>Developmental Goals</b>							
Institutes	737,538	795,508	727,446	653,450	640,990	568,190	316,300
Restricted Gifts	7,279,564	8,914,802	9,076,996	8,237,613	8,977,208	9,180,464	12,125,887
Unrestricted Gifts	8,456,018	15,419,014	20,233,441	19,459,180	20,787,627	23,478,811	17,289,697
<b>Total Revenues in \$</b>	<b>149,790,802</b>	<b>160,221,916</b>	<b>167,951,851</b>	<b>179,185,659</b>	<b>188,556,664</b>	<b>198,263,500</b>	<b>203,012,524</b>
<b>% Change</b>	<b>–</b>	<b>7%</b>	<b>5%</b>	<b>7%</b>	<b>5%</b>	<b>5%</b>	<b>2%</b>

*Trends in Revenues*





## TRENDS IN EXPENDITURES (IN \$)

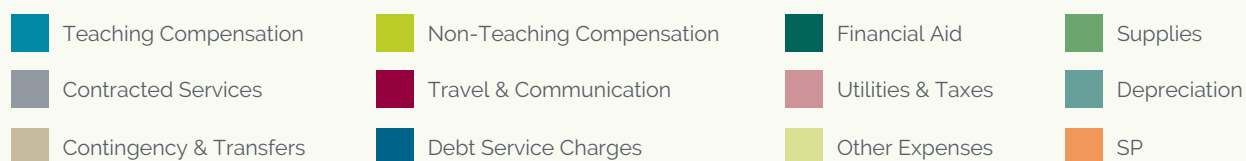
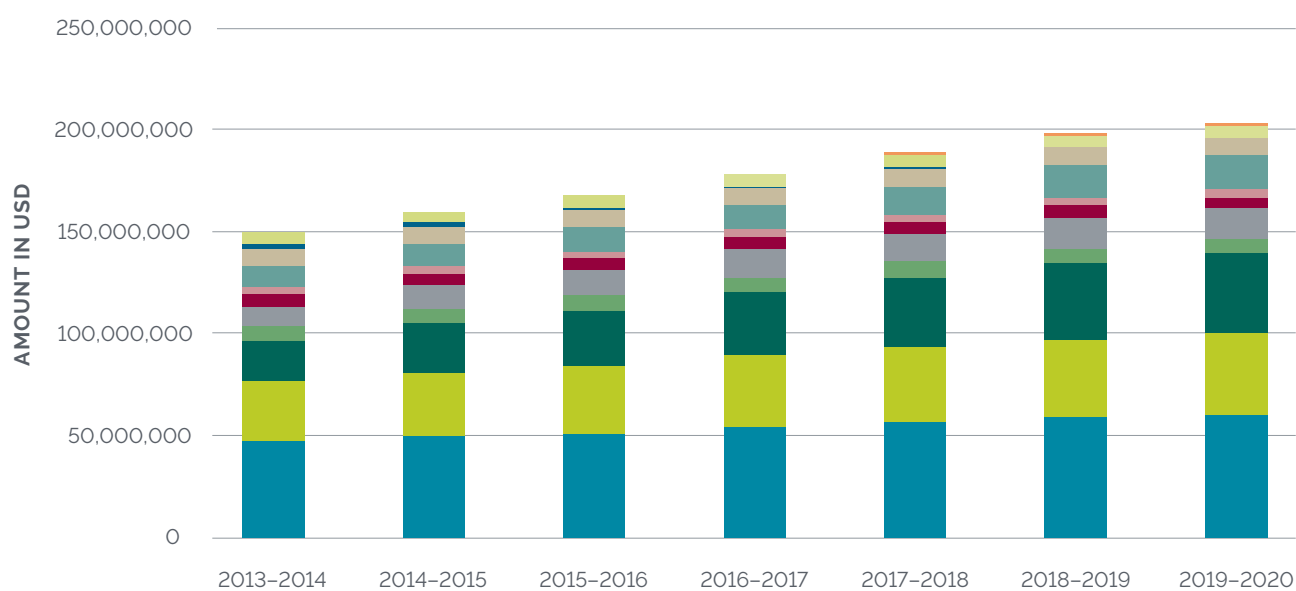
2013–2014 TILL 2019–2020


	2013-2014	2014-2015	2015-2016	2016-2017	2017-2018	2018-2019	2019-2020
Teaching Compensation	47,247,932	49,553,033	51,557,036	54,107,135	56,929,117	59,008,630	59,898,783
Non-Teaching Compensation	29,314,585	30,761,780	32,353,137	35,315,845	36,588,360	38,560,242	40,310,174
Financial Aid	20,870,656	24,963,860	27,463,860	30,957,180	33,988,065	37,021,165	39,465,975
Supplies	6,780,874	7,608,173	7,760,696	7,932,656	8,140,378	7,884,845	6,581,620
Contracted Services	9,984,434	11,287,462	12,003,107	13,216,409	13,969,830	14,953,847	16,164,769
Travel & Communication	5,144,378	5,406,294	5,925,238	6,084,900	5,655,288	5,453,011	4,832,636
Utilities & Taxes	4,292,813	4,675,538	4,275,166	3,858,670	3,311,785	3,918,035	4,437,000
Depreciation	9,878,601	10,244,671	10,738,955	12,027,715	14,050,475	16,429,960	15,895,211
Contingency & Transfers	8,500,000	8,500,000	8,500,000	8,500,000	8,500,000	8,500,000	8,500,000
Debt Service Charges	2,500,000	1,645,000	1,295,000	895,000	895,000	–	–
Other Expenses	5,276,529	5,576,105	6,079,656	6,290,149	5,733,365	5,543,765	5,956,356
SP	–	–	–	–	795,000	990,000	970,000
<b>Total</b>	<b>149,790,802</b>	<b>160,221,916</b>	<b>167,951,851</b>	<b>179,185,659</b>	<b>188,556,663</b>	<b>198,263,500</b>	<b>203,012,524</b>
<b>% Change</b>	<b>–</b>	<b>7%</b>	<b>5%</b>	<b>7%</b>	<b>5%</b>	<b>5%</b>	<b>2%</b>





### Trends in Expenditures







## UNIVERSITY PUBLICATIONS

### » *Academic Catalog*

The Academic Catalog is the all-encompassing reference on LAU. This annual publication — printed at the end of every summer — includes information on the university's historical background, campuses, academic calendar, schools, academic programs, degrees offered, majors, courses, admission, rules, procedures, facilities, listings and credentials of full-time faculty, administrative officers, tuition, and more.

### » *LAU Magazine & Alumni Bulletin*

The LAU Magazine & Alumni Bulletin is quarterly publication carrying news about developments, people and events that are of significance to LAU and its extended community. Circulation: 25,000.

### » *President's Report*

The President's Report is an annual progress report on all aspects of the university's development.

### » *Fact Book*

The LAU Fact Book contains data on the university's student enrollment and admissions (compiled as of the official census date), as well as its administration, faculty and staff, alumni, finances, physical facilities, and other academic and student-related matters. Launched in 2009, it aims to provide information on important institutional measures in support of decision making.

### » *LAU at a Glance*

LAU at a Glance provides a brief institutional profile of LAU, including annual facts and figures about our campuses, facilities, students, faculty and programs of study.



## PUBLIC DISCLOSURE

Information	Web Addresses	Print Publications
<p>How can inquiries be made about the institution? Where can questions be addressed?</p>	<p>Every official website includes contact information that is relevant to its subject matter. StratCom receives inquiries submitted through the main website and forwards them to the offices concerned.</p> <ul style="list-style-type: none"> <li>• <a href="https://www.lau.edu.lb/about/">https://www.lau.edu.lb/about/</a></li> <li>• <a href="https://www.lau.edu.lb/feedback/">https://www.lau.edu.lb/feedback/</a></li> <li>• <a href="https://www.lau.edu.lb/fees/">https://www.lau.edu.lb/fees/</a></li> <li>• <a href="https://www.lau.edu.lb/apply/admission/">https://www.lau.edu.lb/apply/admission/</a> (online chat)</li> <li>• <a href="https://www.lau.edu.lb/apply/contact.php">https://www.lau.edu.lb/apply/contact.php</a></li> <li>• <a href="https://www.lau.edu.lb/apply/sro.php">https://www.lau.edu.lb/apply/sro.php</a></li> <li>• <a href="https://www.lau.edu.lb/apply/financial-aid/contact.php">https://www.lau.edu.lb/apply/financial-aid/contact.php</a></li> <li>• <a href="https://giving.lau.edu.lb/contact">https://giving.lau.edu.lb/contact</a></li> <li>• <a href="https://directory.lau.edu.lb/">https://directory.lau.edu.lb/</a></li> <li>• <a href="https://gsr.lau.edu.lb/about/contact.php">https://gsr.lau.edu.lb/about/contact.php</a></li> <li>• <a href="https://dira.lau.edu.lb/staff/">https://dira.lau.edu.lb/staff/</a></li> <li>• <a href="https://aiw.lau.edu.lb/about/team/">https://aiw.lau.edu.lb/about/team/</a></li> <li>• <a href="https://ldf.lau.edu.lb/en/about/administration.php">https://ldf.lau.edu.lb/en/about/administration.php</a></li> <li>• <a href="https://libraries.lau.edu.lb/help/contact.php">https://libraries.lau.edu.lb/help/contact.php</a></li> <li>• <a href="https://stratcom.lau.edu.lb/about/contact.php">https://stratcom.lau.edu.lb/about/contact.php</a></li> <li>• <a href="https://medicine.lau.edu.lb/about/contact.php">https://medicine.lau.edu.lb/about/contact.php</a></li> <li>• <a href="https://mepitl.lau.edu.lb/about/contact.php">https://mepitl.lau.edu.lb/about/contact.php</a></li> <li>• <a href="https://nursing.lau.edu.lb/about/directory.php">https://nursing.lau.edu.lb/about/directory.php</a></li> <li>• <a href="https://nyac.lau.edu.lb/contact-us.php">https://nyac.lau.edu.lb/contact-us.php</a></li> <li>• <a href="https://pharmacy.lau.edu.lb/contact/">https://pharmacy.lau.edu.lb/contact/</a></li> <li>• <a href="https://sard.lau.edu.lb/contact.php">https://sard.lau.edu.lb/contact.php</a></li> <li>• <a href="https://sas.lau.edu.lb/about/contact.php">https://sas.lau.edu.lb/about/contact.php</a></li> <li>• <a href="https://sas.lau.edu.lb/institutes/isjcr/contact-us.php">https://sas.lau.edu.lb/institutes/isjcr/contact-us.php</a></li> <li>• <a href="https://sas.lau.edu.lb/institutes/ims/contact-us.php">https://sas.lau.edu.lb/institutes/ims/contact-us.php</a></li> <li>• <a href="https://sas.lau.edu.lb/institutes/si/contact.php">https://sas.lau.edu.lb/institutes/si/contact.php</a></li> <li>• <a href="http://imrt.lau.edu.lb/contact-us">http://imrt.lau.edu.lb/contact-us</a></li> <li>• <a href="https://sb.lau.edu.lb/contact.php">https://sb.lau.edu.lb/contact.php</a></li> <li>• <a href="https://soe.lau.edu.lb/contact/">https://soe.lau.edu.lb/contact/</a></li> <li>• <a href="https://athletics.lau.edu.lb/activities/">https://athletics.lau.edu.lb/activities/</a></li> <li>• <a href="https://www.lau.edu.lb/experience/career-guidance/contact.php">https://www.lau.edu.lb/experience/career-guidance/contact.php</a></li> <li>• <a href="https://www.lau.edu.lb/experience/health/counseling.php">https://www.lau.edu.lb/experience/health/counseling.php</a></li> <li>• <a href="https://www.lau.edu.lb/experience/health/health-services-office.php">https://www.lau.edu.lb/experience/health/health-services-office.php</a></li> <li>• <a href="https://www.lau.edu.lb/experience/contact-housing.php">https://www.lau.edu.lb/experience/contact-housing.php</a></li> <li>• <a href="https://www.lau.edu.lb/calendar/registration-advising.php">https://www.lau.edu.lb/calendar/registration-advising.php</a></li> <li>• <a href="https://oce.lau.edu.lb/">https://oce.lau.edu.lb/</a></li> <li>• <a href="https://hes.lau.edu.lb/contact.php">https://hes.lau.edu.lb/contact.php</a></li> <li>• <a href="https://honors.lau.edu.lb/contact.php">https://honors.lau.edu.lb/contact.php</a></li> <li>• <a href="https://ce.lau.edu.lb/contact/">https://ce.lau.edu.lb/contact/</a></li> <li>• <a href="https://sinarc.lau.edu.lb/contact/">https://sinarc.lau.edu.lb/contact/</a></li> <li>• <a href="https://cil.lau.edu.lb/">https://cil.lau.edu.lb/</a></li> <li>• <a href="https://csc.lau.edu.lb/about/contact.php">https://csc.lau.edu.lb/about/contact.php</a></li> <li>• <a href="https://ipe.lau.edu.lb/about/contact.php">https://ipe.lau.edu.lb/about/contact.php</a></li> <li>• <a href="https://facultysenate.lau.edu.lb/contact/">https://facultysenate.lau.edu.lb/contact/</a></li> <li>• <a href="https://www.facebook.com/LAUStudents?sk=wall">https://www.facebook.com/LAUStudents?sk=wall</a></li> </ul>	<p>Every official publication has contact information printed on the cover and/or appropriate pages.</p>



Information	Web Addresses	Print Publications
<b>Notice of availability of publications and of audited financial statement or fair summary</b>	Publications: • <a href="https://stratcom.lau.edu.lb/services/publications/">https://stratcom.lau.edu.lb/services/publications/</a>	Neither item is available in print.
<b>Institutional catalog</b>	• <a href="https://catalog.lau.edu.lb/">https://catalog.lau.edu.lb/</a>	
<b>Obligations and responsibilities of students and the institution</b>	<ul style="list-style-type: none"> <li>• <a href="https://www.lau.edu.lb/about/policies.php">https://www.lau.edu.lb/about/policies.php</a></li> <li>• <a href="https://catalog.lau.edu.lb/arpu">https://catalog.lau.edu.lb/arpu</a></li> <li>• <a href="https://catalog.lau.edu.lb/arpg">https://catalog.lau.edu.lb/arpg</a></li> <li>• <a href="https://nursing.lau.edu.lb/student-handbook/">https://nursing.lau.edu.lb/student-handbook/</a></li> <li>• <a href="https://pharmacy.lau.edu.lb/files/sop-handbook-2013/sop-handbook-2013.pdf">https://pharmacy.lau.edu.lb/files/sop-handbook-2013/sop-handbook-2013.pdf</a></li> <li>• <a href="http://pharmacy.lau.edu.lb/files/pharmd-student-handbook-2013-2014/files/pharmd-student-manual-2013-2014.pdf">http://pharmacy.lau.edu.lb/files/pharmd-student-handbook-2013-2014/files/pharmd-student-manual-2013-2014.pdf</a></li> </ul>	
<b>Information on admission and attendance</b>	<ul style="list-style-type: none"> <li>• <a href="https://www.lau.edu.lb/apply/admission/">https://www.lau.edu.lb/apply/admission/</a></li> <li>• <a href="https://catalog.lau.edu.lb/">https://catalog.lau.edu.lb/</a></li> </ul>	Admissions Viewbook 2020–2021
<b>Institutional mission and objectives</b>	• <a href="https://www.lau.edu.lb/about/mission.php">https://www.lau.edu.lb/about/mission.php</a>	Admissions Viewbook 2020–2021 LAU at a Glance 2020 Fact Book 2019–2020
<b>Expected educational outcomes</b>	Each academic program includes goals and expected outcomes. <ul style="list-style-type: none"> <li>• <a href="https://www.lau.edu.lb/study/undergraduate/">https://www.lau.edu.lb/study/undergraduate/</a></li> <li>• <a href="https://www.lau.edu.lb/study/graduate.php">https://www.lau.edu.lb/study/graduate.php</a></li> <li>• <a href="https://www.lau.edu.lb/study/executive.php">https://www.lau.edu.lb/study/executive.php</a></li> <li>• <a href="https://catalog.lau.edu.lb/">https://catalog.lau.edu.lb/</a></li> </ul>	
<b>Status as public or independent institution; status as not-for-profit or for-profit; religious affiliation</b>	About LAU: • <a href="https://www.lau.edu.lb/about/">https://www.lau.edu.lb/about/</a>	LAU at a Glance 2020
<b>Requirements, procedures and policies re: admissions</b>	<ul style="list-style-type: none"> <li>• <a href="https://www.lau.edu.lb/apply/admission/">https://www.lau.edu.lb/apply/admission/</a></li> <li>• <a href="https://www.lau.edu.lb/about/policies/admissions_policy.pdf">https://www.lau.edu.lb/about/policies/admissions_policy.pdf</a></li> <li>• <a href="https://catalog.lau.edu.lb/">https://catalog.lau.edu.lb/</a></li> <li>• <a href="https://mepitl.lau.edu.lb/programs/undergraduate/">https://mepitl.lau.edu.lb/programs/undergraduate/</a></li> <li>• <a href="https://mepitl.lau.edu.lb/programs/graduate/">https://mepitl.lau.edu.lb/programs/graduate/</a></li> </ul>	Admissions Viewbook 2020–2021
<b>Requirements, procedures and policies re: transfer credit</b>	<ul style="list-style-type: none"> <li>• <a href="https://www.lau.edu.lb/apply/admission/transfer-student.php">https://www.lau.edu.lb/apply/admission/transfer-student.php</a></li> <li>• <a href="https://www.lau.edu.lb/apply/admission/undergraduate/">https://www.lau.edu.lb/apply/admission/undergraduate/</a></li> <li>• <a href="https://sinarc.lau.edu.lb/faq/">https://sinarc.lau.edu.lb/faq/</a></li> <li>• <a href="https://catalog.lau.edu.lb/">https://catalog.lau.edu.lb/</a></li> </ul>	

Information	Web Addresses	Print Publications
<b>A list of institutions with which the institution has an articulation agreement</b>	Affiliations: <ul style="list-style-type: none"> <li>• <a href="https://medicine.lau.edu.lb/education/md/local-regional-affiliates.php">https://medicine.lau.edu.lb/education/md/local-regional-affiliates.php</a></li> <li>• <a href="https://medicine.lau.edu.lb/education/gme/about/affiliates.php">https://medicine.lau.edu.lb/education/gme/about/affiliates.php</a></li> <li>• <a href="https://dira.lau.edu.lb/fact-book/">https://dira.lau.edu.lb/fact-book/</a></li> </ul>	Fact Book 2019–2020
<b>Student fees, charges and refund policies</b>	University tuition and fees: <ul style="list-style-type: none"> <li>• <a href="https://www.lau.edu.lb/fees/">https://www.lau.edu.lb/fees/</a></li> <li>• <a href="https://catalog.lau.edu.lb/">https://catalog.lau.edu.lb/</a></li> </ul>	Fact Book 2019–2020
<b>Rules and regulations for student conduct</b>	<ul style="list-style-type: none"> <li>• <a href="https://www.lau.edu.lb/about/policies/student_code_of_conduct.pdf">https://www.lau.edu.lb/about/policies/student_code_of_conduct.pdf</a></li> <li>• <a href="https://nursing.lau.edu.lb/student-handbook/">https://nursing.lau.edu.lb/student-handbook/</a></li> <li>• <a href="https://pharmacy.lau.edu.lb/files/sop-handbook-2013/">https://pharmacy.lau.edu.lb/files/sop-handbook-2013/</a></li> </ul>	
<b>Procedures for student appeals and complaints</b>	Student Grievance Procedures: <ul style="list-style-type: none"> <li>• <a href="https://www.lau.edu.lb/about/policies/grievance_policy.pdf">https://www.lau.edu.lb/about/policies/grievance_policy.pdf</a></li> </ul>	
<b>Other information re: attending or withdrawing from the institution</b>	<ul style="list-style-type: none"> <li>• <a href="https://catalog.lau.edu.lb/arpu">https://catalog.lau.edu.lb/arpu</a></li> <li>• <a href="https://catalog.lau.edu.lb/arpg">https://catalog.lau.edu.lb/arpg</a></li> <li>• <a href="https://www.lau.edu.lb/apply/admission/returnees.php">https://www.lau.edu.lb/apply/admission/returnees.php</a></li> </ul>	
<b>Academic programs</b>	<ul style="list-style-type: none"> <li>• <a href="https://www.lau.edu.lb/study/undergraduate/">https://www.lau.edu.lb/study/undergraduate/</a></li> <li>• <a href="https://catalog.lau.edu.lb/">https://catalog.lau.edu.lb/</a></li> <li>• <a href="https://dira.lau.edu.lb/fact-book/">https://dira.lau.edu.lb/fact-book/</a></li> </ul>	Admissions Viewbook 2020–2021 LAU at a Glance 2020 Fact Book 2019–2020
<b>Courses currently offered</b>	<ul style="list-style-type: none"> <li>• <a href="https://banweb.lau.edu.lb/prod/bwckctlg.p_disp_dyn_ctlg">https://banweb.lau.edu.lb/prod/bwckctlg.p_disp_dyn_ctlg</a></li> <li>• <a href="https://catalog.lau.edu.lb/">https://catalog.lau.edu.lb/</a></li> </ul>	
<b>Other available educational opportunities</b>	<ul style="list-style-type: none"> <li>• <a href="https://ce.lau.edu.lb/">https://ce.lau.edu.lb/</a></li> <li>• <a href="https://sinarc.lau.edu.lb">https://sinarc.lau.edu.lb</a></li> <li>• <a href="https://hes.lau.edu.lb">https://hes.lau.edu.lb</a></li> <li>• <a href="https://mepitl.lau.edu.lb">https://mepitl.lau.edu.lb</a></li> <li>• <a href="https://studyabroad.lau.edu.lb">https://studyabroad.lau.edu.lb</a></li> <li>• <a href="https://students.lau.edu.lb/international-services/">https://students.lau.edu.lb/international-services/</a></li> </ul>	CE Catalog
<b>Other academic policies and procedures</b>	<ul style="list-style-type: none"> <li>• <a href="https://www.lau.edu.lb/about/policies.php">https://www.lau.edu.lb/about/policies.php</a></li> <li>• <a href="http://myportal.lau.edu.lb/sites/FS/Pages/Procedures.aspx">http://myportal.lau.edu.lb/sites/FS/Pages/Procedures.aspx</a></li> <li>• <a href="https://myportal.lau.edu.lb/Pages/Procedures.aspx">https://myportal.lau.edu.lb/Pages/Procedures.aspx</a></li> <li>• <a href="https://www.lau.edu.lb/calendar/registration-advising.php">https://www.lau.edu.lb/calendar/registration-advising.php</a></li> <li>• <a href="https://catalog.lau.edu.lb/">https://catalog.lau.edu.lb/</a></li> </ul>	
<b>Requirements for degrees and other forms of academic recognition</b>	<ul style="list-style-type: none"> <li>• <a href="https://catalog.lau.edu.lb/">https://catalog.lau.edu.lb/</a></li> </ul>	

Information	Web Addresses	Print Publications
<b>Names and positions of administrative officers</b>	<ul style="list-style-type: none"> <li>• <a href="https://www.lau.edu.lb/about/governance/">https://www.lau.edu.lb/about/governance/</a></li> <li>• <a href="https://catalog.lau.edu.lb/2020-2021/university/administration.php">https://catalog.lau.edu.lb/2020-2021/university/administration.php</a></li> <li>• <a href="https://dira.lau.edu.lb/fact-book/">https://dira.lau.edu.lb/fact-book/</a></li> </ul>	Fact Book 2019–2020
<b>Names, principal affiliations of governing board members</b>	<ul style="list-style-type: none"> <li>• <a href="https://www.lau.edu.lb/about/governance/bot.php">https://www.lau.edu.lb/about/governance/bot.php</a></li> <li>• <a href="https://catalog.lau.edu.lb/">https://catalog.lau.edu.lb/</a></li> <li>• <a href="https://dira.lau.edu.lb/fact-book/">https://dira.lau.edu.lb/fact-book/</a></li> </ul>	President's Report 2019 (names only) LAU at a Glance 2020 (names only) Fact Book 2019–2020 (names only)
<b>List of current faculty, indicating department or program affiliation, distinguishing between full- and part-time, showing degrees held and institutions granting them</b>	<ul style="list-style-type: none"> <li>• <a href="https://catalog.lau.edu.lb/">https://catalog.lau.edu.lb/</a></li> <li>• <a href="http://comm.lau.edu.lb/our-people">http://comm.lau.edu.lb/our-people</a></li> <li>• <a href="https://sas.lau.edu.lb/csm/people/">https://sas.lau.edu.lb/csm/people/</a></li> <li>• <a href="https://sas.lau.edu.lb/education/people/">https://sas.lau.edu.lb/education/people/</a></li> <li>• <a href="https://sas.lau.edu.lb/english/people/">https://sas.lau.edu.lb/english/people/</a></li> <li>• <a href="https://sas.lau.edu.lb/humanities/people/">https://sas.lau.edu.lb/humanities/people/</a></li> <li>• <a href="https://sas.lau.edu.lb/natural-sciences/people/">https://sas.lau.edu.lb/natural-sciences/people/</a></li> <li>• <a href="https://sas.lau.edu.lb/social-sciences/people/">https://sas.lau.edu.lb/social-sciences/people/</a></li> <li>• <a href="https://soe.lau.edu.lb/ce/faculty-staff/">https://soe.lau.edu.lb/ce/faculty-staff/</a></li> <li>• <a href="https://soe.lau.edu.lb/ime/faculty-staff/">https://soe.lau.edu.lb/ime/faculty-staff/</a></li> <li>• <a href="https://soe.lau.edu.lb/ece/faculty-staff/">https://soe.lau.edu.lb/ece/faculty-staff/</a></li> <li>• <a href="http://sard.lau.edu.lb/departments-institutes/design/faculty-staff/">http://sard.lau.edu.lb/departments-institutes/design/faculty-staff/</a></li> <li>• <a href="http://sard.lau.edu.lb/departments-institutes/aid/faculty-staff/">http://sard.lau.edu.lb/departments-institutes/aid/faculty-staff/</a></li> <li>• <a href="https://medicine.lau.edu.lb/about/faculty/">https://medicine.lau.edu.lb/about/faculty/</a></li> <li>• <a href="https://nursing.lau.edu.lb/about/people/">https://nursing.lau.edu.lb/about/people/</a></li> <li>• <a href="https://pharmacy.lau.edu.lb/faculty/directory.php">https://pharmacy.lau.edu.lb/faculty/directory.php</a></li> <li>• <a href="https://sb.lau.edu.lb/faculty-research/faculty/">https://sb.lau.edu.lb/faculty-research/faculty/</a></li> <li>• <a href="https://ce.lau.edu.lb/about/faculty/">https://ce.lau.edu.lb/about/faculty/</a></li> </ul>	
<b>Locations and programs available at branch campuses, other instructional locations, and overseas operations at which students can enroll for a degree, along with a description of programs and services available at each location</b>	<p><a href="https://www.lau.edu.lb/locations/">https://www.lau.edu.lb/locations/</a></p> <p><i>We don't have a Beirut campus or Byblos campus catalog. We present the information in a centralized way and, wherever a program is described, we strive to specify where it is available. See each academic program page on</i></p> <p><a href="https://www.lau.edu.lb/study/undergraduate/">https://www.lau.edu.lb/study/undergraduate/</a></p>	
<b>Programs, courses, services, and personnel not available in any given academic year.</b>	<ul style="list-style-type: none"> <li>• <a href="https://banweb.lau.edu.lb/prod/bwckctlg.p_disp_dyn_ctlg">https://banweb.lau.edu.lb/prod/bwckctlg.p_disp_dyn_ctlg</a></li> <li>• <a href="https://catalog.lau.edu.lb/">https://catalog.lau.edu.lb/</a></li> </ul>	

Information	Web Addresses	Print Publications
<b>Size and characteristics of the student body</b>	<ul style="list-style-type: none"> <li>• <a href="https://www.lau.edu.lb/about/facts.php">https://www.lau.edu.lb/about/facts.php</a></li> <li>• <a href="https://dira.lau.edu.lb/fact-book/">https://dira.lau.edu.lb/fact-book/</a></li> <li>• <a href="https://dira.lau.edu.lb/reports-data/">https://dira.lau.edu.lb/reports-data/</a></li> </ul>	LAU at a Glance 2020 Fact Book 2019–2020 Facts 2019–2020
<b>Description of the campus setting</b>	<ul style="list-style-type: none"> <li>• <a href="https://www.lau.edu.lb/locations/">https://www.lau.edu.lb/locations/</a></li> </ul>	
<b>Availability of academic and other support services</b>	<ul style="list-style-type: none"> <li>• <a href="https://libraries.lau.edu.lb/">https://libraries.lau.edu.lb/</a></li> <li>• <a href="https://www.lau.edu.lb/experience/">https://www.lau.edu.lb/experience/</a></li> <li>• <a href="https://www.lau.edu.lb/apply/financial-aid/">https://www.lau.edu.lb/apply/financial-aid/</a></li> <li>• <a href="https://www.lau.edu.lb/apply/scholarships.php">https://www.lau.edu.lb/apply/scholarships.php</a></li> <li>• <a href="https://medicine.lau.edu.lb/education/md/curriculum.php">https://medicine.lau.edu.lb/education/md/curriculum.php</a></li> <li>• <a href="https://nursing.lau.edu.lb/about/clinical-affiliates.php">https://nursing.lau.edu.lb/about/clinical-affiliates.php</a></li> <li>• <a href="https://pharmacy.lau.edu.lb/partnerships/">https://pharmacy.lau.edu.lb/partnerships/</a></li> <li>• <a href="https://commencement.lau.edu.lb/graduating-students/diploma-certificate-transcript.php">https://commencement.lau.edu.lb/graduating-students/diploma-certificate-transcript.php</a></li> <li>• <a href="https://athletics.lau.edu.lb/">https://athletics.lau.edu.lb/</a> <a href="https://www.lau.edu.lb/experience/housing.php">https://www.lau.edu.lb/experience/housing.php</a></li> <li>• <a href="https://www.lau.edu.lb/experience/health.php">https://www.lau.edu.lb/experience/health.php</a></li> <li>• <a href="https://www.lau.edu.lb/experience/career-guidance.php">https://www.lau.edu.lb/experience/career-guidance.php</a></li> <li>• <a href="https://oce.lau.edu.lb/">https://oce.lau.edu.lb/</a></li> <li>• <a href="https://it.lau.edu.lb/">https://it.lau.edu.lb/</a></li> <li>• <a href="https://sas.lau.edu.lb/student-facilities.php">https://sas.lau.edu.lb/student-facilities.php</a></li> <li>• <a href="https://csc.lau.edu.lb/">https://csc.lau.edu.lb/</a></li> <li>• <a href="https://lcf.lau.edu.lb/">https://lcf.lau.edu.lb/</a></li> <li>• <a href="https://alumni.lau.edu.lb/">https://alumni.lau.edu.lb/</a></li> <li>• <a href="https://catalog.lau.edu.lb/">https://catalog.lau.edu.lb/</a></li> </ul>	
<b>Range of co-curricular and non-academic opportunities available to students</b>	<ul style="list-style-type: none"> <li>• <a href="https://eventscal.lau.edu.lb/">https://eventscal.lau.edu.lb/</a></li> </ul>	
<b>Institutional learning and physical resources from which a student can reasonably be expected to benefit</b>	<ul style="list-style-type: none"> <li>• <a href="https://libraries.lau.edu.lb/">https://libraries.lau.edu.lb/</a></li> <li>• <a href="http://comm.lau.edu.lb/facilities">http://comm.lau.edu.lb/facilities</a></li> <li>• <a href="https://sas.lau.edu.lb/csm/facilities/">https://sas.lau.edu.lb/csm/facilities/</a></li> <li>• <a href="https://sas.lau.edu.lb/education/field-experience/">https://sas.lau.edu.lb/education/field-experience/</a></li> <li>• <a href="https://sas.lau.edu.lb/institutes/ecc/">https://sas.lau.edu.lb/institutes/ecc/</a></li> <li>• <a href="https://sas.lau.edu.lb/english/facilities/">https://sas.lau.edu.lb/english/facilities/</a></li> <li>• <a href="https://sas.lau.edu.lb/natural-sciences/facilities/">https://sas.lau.edu.lb/natural-sciences/facilities/</a></li> <li>• <a href="https://soe.lau.edu.lb/ce/facilities/">https://soe.lau.edu.lb/ce/facilities/</a></li> <li>• <a href="https://soe.lau.edu.lb/ece/facilities/">https://soe.lau.edu.lb/ece/facilities/</a></li> <li>• <a href="https://soe.lau.edu.lb/ime/facilities/">https://soe.lau.edu.lb/ime/facilities/</a></li> <li>• <a href="https://sard.lau.edu.lb/student-resources/facilities/">https://sard.lau.edu.lb/student-resources/facilities/</a></li> <li>• <a href="https://medicine.lau.edu.lb/related-entities/">https://medicine.lau.edu.lb/related-entities/</a></li> <li>• <a href="https://pharmacy.lau.edu.lb/patient-care/">https://pharmacy.lau.edu.lb/patient-care/</a></li> <li>• <a href="https://www.lau.edu.lb/experience/housing.php">https://www.lau.edu.lb/experience/housing.php</a></li> <li>• <a href="https://athletics.lau.edu.lb/facilities/">https://athletics.lau.edu.lb/facilities/</a></li> <li>• <a href="https://www.lau.edu.lb/locations/">https://www.lau.edu.lb/locations/</a></li> <li>• <a href="https://catalog.lau.edu.lb/">https://catalog.lau.edu.lb/</a></li> <li>• <a href="https://fm.lau.edu.lb/">https://fm.lau.edu.lb/</a></li> <li>• <a href="https://lcf.lau.edu.lb/">https://lcf.lau.edu.lb/</a></li> <li>• <a href="https://laumcrh.com/">https://laumcrh.com/</a></li> </ul>	




Information	Web Addresses	Print Publications
<b>Institutional goals for students' education</b>	<ul style="list-style-type: none"> <li>• <a href="https://www.lau.edu.lb/study/">https://www.lau.edu.lb/study/</a> (see each program page)</li> <li>• <a href="https://catalog.lau.edu.lb/">https://catalog.lau.edu.lb/</a> (see each program page)</li> </ul>	
<b>Success of students in achieving institutional goals including rates of retention and graduation and other measure of student success appropriate to institutional mission. Passage rates for licensure exams, as appropriate</b>	<ul style="list-style-type: none"> <li>• <a href="https://pharmacy.lau.edu.lb/about/educational_quality_indicators.php">https://pharmacy.lau.edu.lb/about/educational_quality_indicators.php</a></li> <li>• <a href="https://www.lau.edu.lb/about/facts.php">https://www.lau.edu.lb/about/facts.php</a></li> <li>• <a href="https://commencement.lau.edu.lb/files/list.pdf">https://commencement.lau.edu.lb/files/list.pdf</a></li> <li>• <a href="https://dira.lau.edu.lb/fact-book/">https://dira.lau.edu.lb/fact-book/</a></li> <li>• <a href="https://dira.lau.edu.lb/assessment/surveys.php">https://dira.lau.edu.lb/assessment/surveys.php</a></li> </ul>	Fact Book 2019–2020 Facts 2019–2020
<b>Total cost of education, including availability of financial aid and typical length of study</b>	<ul style="list-style-type: none"> <li>• <a href="https://www.lau.edu.lb/fees/">https://www.lau.edu.lb/fees/</a></li> <li>• <a href="https://www.lau.edu.lb/apply/financial-aid/">https://www.lau.edu.lb/apply/financial-aid/</a></li> <li>• <a href="https://nursing.lau.edu.lb/students/financial-aid.php">https://nursing.lau.edu.lb/students/financial-aid.php</a></li> <li>• <a href="https://medicine.lau.edu.lb/admission/">https://medicine.lau.edu.lb/admission/</a></li> </ul> <p>Typical length of study: see each program on <a href="https://www.lau.edu.lb/study/undergraduate/">https://www.lau.edu.lb/study/undergraduate/</a></p>	
<b>Expected amount of student debt upon graduation</b>	Not available online.	Not available in print.
<b>Statement about accreditation</b>	<ul style="list-style-type: none"> <li>• <a href="https://www.lau.edu.lb/about/accreditation.php">https://www.lau.edu.lb/about/accreditation.php</a></li> <li>• <a href="https://catalog.lau.edu.lb/accreditation">https://catalog.lau.edu.lb/accreditation</a></li> <li>• <a href="https://www.lau.edu.lb/apply/admission/undergraduate/#faq">https://www.lau.edu.lb/apply/admission/undergraduate/#faq</a></li> <li>• <a href="https://pharmacy.lau.edu.lb/about/">https://pharmacy.lau.edu.lb/about/</a></li> <li>• <a href="https://sas.lau.edu.lb/about/accreditation.php">https://sas.lau.edu.lb/about/accreditation.php</a></li> <li>• <a href="https://sas.lau.edu.lb/csm/accreditation/">https://sas.lau.edu.lb/csm/accreditation/</a></li> <li>• <a href="https://soe.lau.edu.lb/about/accreditation/">https://soe.lau.edu.lb/about/accreditation/</a></li> <li>• <a href="https://soe.lau.edu.lb/ce/programs/be-civil/">https://soe.lau.edu.lb/ce/programs/be-civil/</a></li> <li>• <a href="https://soe.lau.edu.lb/ece/programs/be-computer/">https://soe.lau.edu.lb/ece/programs/be-computer/</a></li> <li>• <a href="https://soe.lau.edu.lb/ece/programs/be-electrical/">https://soe.lau.edu.lb/ece/programs/be-electrical/</a></li> <li>• <a href="https://soe.lau.edu.lb/ime/programs/be-industrial/">https://soe.lau.edu.lb/ime/programs/be-industrial/</a></li> <li>• <a href="https://soe.lau.edu.lb/ime/programs/be-mechanical/">https://soe.lau.edu.lb/ime/programs/be-mechanical/</a></li> <li>• <a href="https://sb.lau.edu.lb/about/accreditation.php">https://sb.lau.edu.lb/about/accreditation.php</a></li> <li>• <a href="https://nursing.lau.edu.lb/">https://nursing.lau.edu.lb/</a></li> <li>• <a href="https://dira.lau.edu.lb/">https://dira.lau.edu.lb/</a></li> </ul>	Fact Book 2019–2020 Facts 2019–2020





## PHYSICAL FACILITIES





## BEIRUT CAMPUS

Beirut Land Area	27,500 m <sup>2</sup>
Beirut Green Area	4,550 m <sup>2</sup>
No. of Buildings	13
Buildings Built-Up Area	72,966.8 m <sup>2</sup>
Built-Up Area of Off-Campus Facilities	2,729.3 m <sup>2</sup>
Built-Up Area of Support Facilities	347 m <sup>2</sup>
Total Built-Up Area	76,043.1 m <sup>2</sup>



Building	Year	Area (m²)
Gezairi Building	2012	18,932.40
Adnan Kassar School of Business	2005	5,872.40
Riyad Nassar Library	2005	8,178.70
Underground Parking	2005	11,226.80
Wadad Khoury Student Center	1998	4,310.90
Safadi Fine Arts Building	1970	3,902.30
Joseph G. Jabbra Gymnasium	1970	1,806.20
Orme-Gray Building	1965	4,372.40
University Services	1955	1,917.70
Shannon Hall	1954	953.7
Irwin Hall	1947	4,071.50
Nicol Hall	1937	5,252.30
Sage Hall	1933	2,169.50
<b>Total Built-Up Area (m²)</b>		<b>72,966.8</b>

Off-Campus Facilities	Year	Area (m²)
Hitti Building	2017	475.3
Off-Campus Store	2017	765.6
Atiyah Building	2011	1,488.40
<b>Total Built-Up Area (m²)</b>		<b>2,729.3</b>

Support Space	Year	Area (m²)
Electro-mechanical Rooms	2016	196.8
Power Plant	2016	1,570.0
Site Offices	-	118.6
Upper Gate House	-	18.6
Lower Gate House	-	13.0
L-a Parking	-	740.8
L-b Parking	-	458.5
M Parking	-	1,757.0
Outdoor Tennis Fields	-	1,024.0
<b>Total Built-Up Area (m²)</b>		<b>5,897.3</b>



## BYBLOS CAMPUS

Byblos Land Area	317,643 m <sup>2</sup>
Byblos Green Area	13,690 m <sup>2</sup>
No. of Buildings	19
Buildings Built-Up Area	99,820.9 m <sup>2</sup>
No. of Service Buildings	4
Support Buildings Built-Up Area	4,458.4 m <sup>2</sup>
Total Built-Up Area	104,279.3 m <sup>2</sup>





Building	Year	Area (m <sup>2</sup> )
Riyad Nassar Central Administration	2019	1,944
Joseph G. Jabbra Library	2018	6,540
Engineering Laboratories and Research Center	2017	9,704.7
Underground Parking	2012	20,602.6
Gilbert and Rose-Marie Chagoury Health Sciences Center	2012	15,625.4
Gate House	2011	128.3
Frem Civic Center	2010	5,171.4
Animal Facility	2010	176.8
Service Center	2001	477.8
Block A	1998	8,589.3
Residence Hall B	1998	11,424.3
Student Center	1997	1,226.7
Zakhem Hall	1996	4,418.7
Residence Hall C	1996	901.4
Semaan Melkan Bassil Hall	1996	1,213.8
Architecture Hall	1995	2,881.7
Science Building	1991	5,365.4
Cafeteria	1991	603.2
Tohme-Rizk Hall	1991	948.0
BA& RHB Ramp	1998	1,876.7
<b>Total Built-Up Area (m<sup>2</sup>)</b>		<b>99,820</b>





Support Space	Year	Area (m²)
Power Plant	2018	1,162.5
Maintenance Quarters	2018	408.9
Chillers & Heating	2018	855.7
Water Treatment	2018	80.0
Water Tank	2018	1,283
Site Offices	2018	103
Container 1 - PP	1994	36.8
Container 2 - PP	2003	53.6
Container 3 - Bookshop	2003	36.8
Transformer Rooms	1996	139.8
Valley Site Offices	1991	209.3
Main Gate House	2018	69.3
Upper Gate House	2012	19.7
Parking A	2003	4,549.1
Parking B	2012	4,714.3
Parking C	2012	2,595.4
Parking D	1991	703.8
Parking I	1998	1,535.1
Parking K	1991	2,754.7
Outdoor Tennis Field	2015	599.5
Outdoor Basketball Field	1991	587.5
<b>Total Built-Up Area (m²)</b>		<b>22,497.8</b>


## HEALTH CARE FACILITIES

Other Facilities	Year	Area (m <sup>2</sup> )
LAU Medical Center – Rizk Hospital	2009	39,218
LAU Medical Center – Rizk Hospital Temporary Storage & Site Offices	2020	230
SOM Clinical Administration – Ashrafiyeh	2019	1,732
Rented Administrative Offices & Storage – Saint Charles Building	2020	886
LAU Medical Center – Saint John Hospital	2019	16,076
LAU Medical Center – Saint John Hospital Administration Building	2020	4,529
<b>Total Built-Up Area (m<sup>2</sup>)</b>		<b>62,671</b>

## OTHER FACILITIES/PROPERTIES

Other Facilities	Year	Area (m <sup>2</sup> )
Santona Residence	2018	5,128
Berkeley Residence	2018	3,950
LAU Executive Center @ BCD	2013	644
<b>Total Built-Up Area (m<sup>2</sup>)</b>		<b>9,722</b>

Other Properties	Year	Area (m <sup>2</sup> )
Sidon campus (Land Area)	–	38,008
New York Headquarters and Academic Center	2013	2,368
Louis Cardahi Foundation	2013	275
<b>Total Built-Up Area (m<sup>2</sup>)</b>		<b>2,643</b>



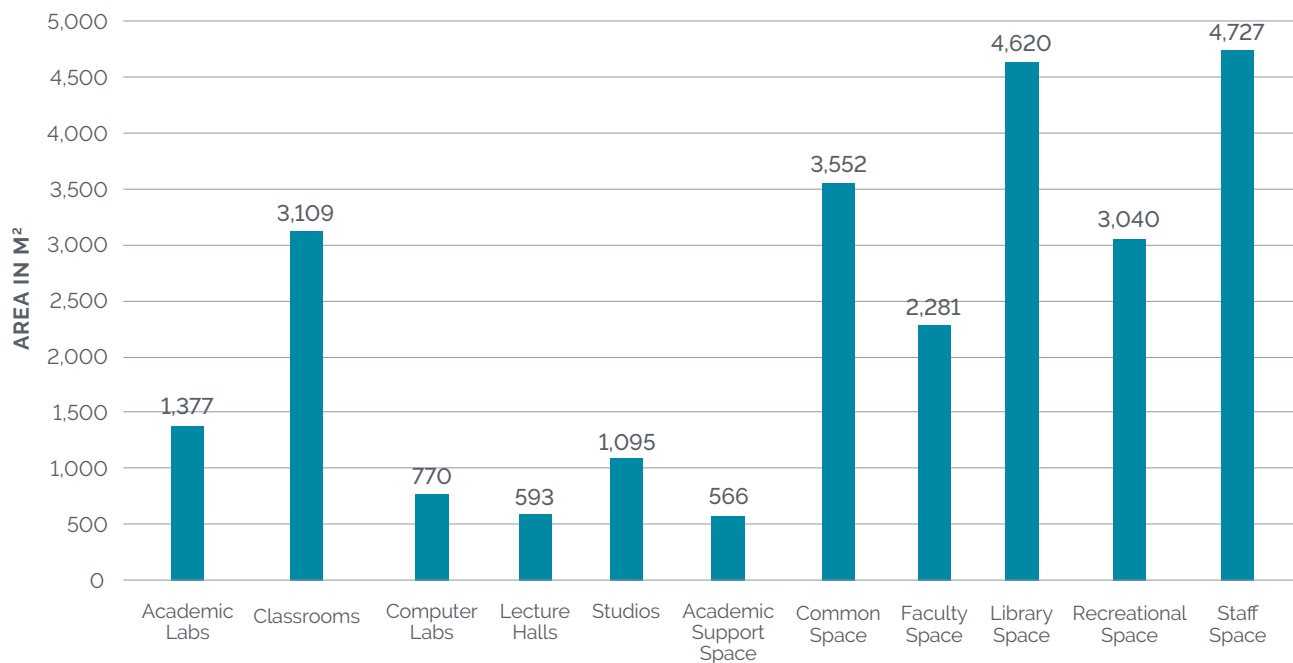




## BEIRUT CAMPUS SPACE UTILIZATION

Space Category	Area (m <sup>2</sup> )	Count
Academic Labs	1,377	25
Classrooms	3,109	51
Computer Labs	770	14
Lecture Halls	593	5
Studios	1,095	20
Academic Support Space (Centers & Institutes)	566	17
Common Space (Auditoriums, exhibition rooms, conference rooms, Theater)	3,552	N/A
Faculty Space	2,281	180
Library Space	4,620	N/A
Recreational Space (Cafeteria, cyber café, lounges, swimming pool, Athletics, Fitness Center, Dancing rooms, etc.)	3,040	13
Staff Space	4,727	329

### Beirut Campus






## ► Housing Spaces

- LAU provides housing services by bonding with housing facilities in the neighborhood, 7 minutes away from LAU, Santana Residence and Berkeley Residence.
- Rooms are furnished with beds, desks, cupboards, safe boxes, and bed sheets and covers. Cable TV, Internet connection, and internal telephone lines are also provided. The buildings are equipped with heating and cooling systems.
- Each residence offers separate wings for male and female residents with different room options.

## ► Parking Spaces

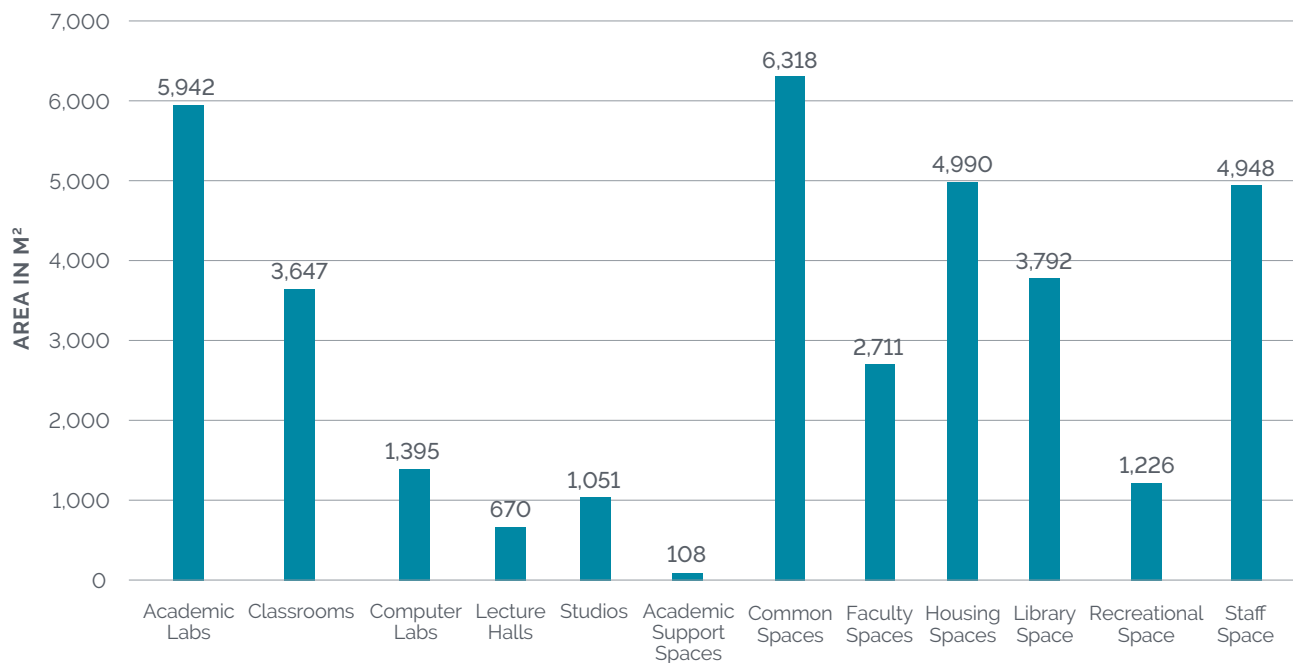
Location	Name	Capacity
Middle Gate Parking (Students/Faculty/Staff)	M	82
Beirut Underground Parking (Faculty/Staff)	U	260
Lower Gate Parking A (Authorized Parking)	L-a	14
Lower Gate Parking B (LAU Vehicles/Authorized Parking)	L-b	18
<b>Total Number of Vehicles</b>		<b>374</b>



## BYBLOS CAMPUS SPACE UTILIZATION

Space Category	Area (m²)	Count
Academic Labs	5,941.67	92
Classrooms	3,646.70	52
Computer Labs	1,395.00	22
Lecture Halls	669.80	5
Studios	1,051.00	17
Academic Support Space	107.80	3
Common Space (Auditoriums, exhibition rooms, conference rooms, Theater)	6,317.61	N/A
Faculty Space	2,711.17	181
Housing Space	4,989.80	N/A
Library Space	3,791.70	40
Recreational Space (Cafeteria, cyber café, lounges, Athletics, Fitness Center, Dancing rooms, etc.)	1,226.10	9
Staff Space	4,947.59	319

### Byblos Campus





## ► Parking Spaces

Location	Name	Capacity
Lower Parking (Students)	A	180
Lower Parking (Students)	B	180
Science Parking (Faculty/Staff/LAU Vehicles)	C	94
Residence Hall B Outdoor Parking (Residents)	D	13
Residence Hall B Underground Parking (Faculty/Staff)	E	79
Block A Underground Parking (Faculty/Staff)	F	18
Byblos Underground Parking (Students/Faculty/Staff)	G	568
Upper Gate (Faculty/Staff)	I	55
Parking In front of Engineering Laboratories & Research Center (Faculty/Staff)	J	44
Parking behind Frem Civic Center (Faculty/Staff)	K	160
<b>Total Number of Vehicles</b>		<b>1,391</b>



## CAPITAL PROJECTS

### BEIRUT CAMUS

Project Name	Project Status	Area (m <sup>2</sup> )
Gezairi Building	Under Execution	18,932
Gulbenkian Amphitheater	Under Execution	1,380

### BYBLOS CAMUS

Project Name	Project Status	Area (m <sup>2</sup> )
Byblos Athletics Center	Under Design	13,064
Animal Facility	Under Design	176
Fiber Optic Backbone and Block A Data Center Project	Under Execution	124

## RENOVATION PROJECTS

### BEIRUT CAMUS

Project Name	Project Status	Area (m <sup>2</sup> )	Cost
Sage Hall 408 408 Chemistry Labs & SFA 207 Office	Executed	35	\$43,585

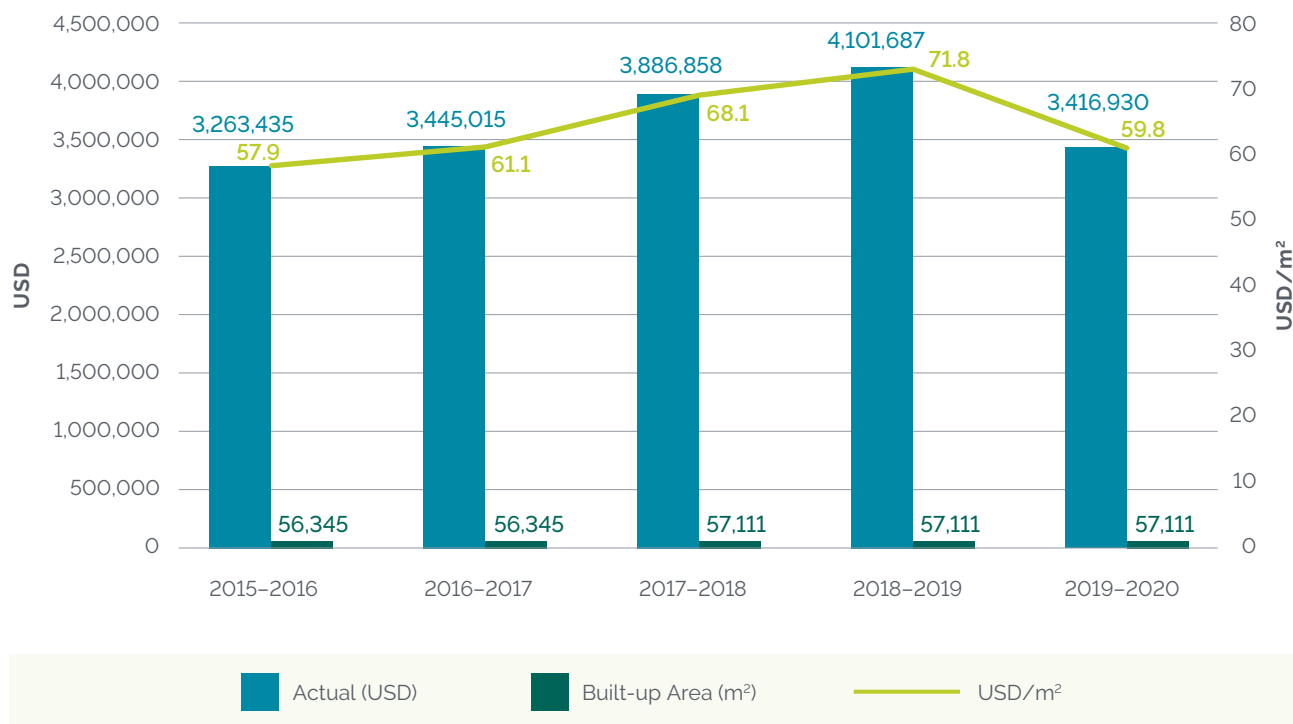
### BYBLOS CAMUS

Project Name	Project Status	Area (m <sup>2</sup> )	Cost
Site Works, parking Asphalt & Lower Gate Refurbishment	Executed	N/A	\$264,000
Deferred Maintenance Works	Executed	N/A	\$29,000

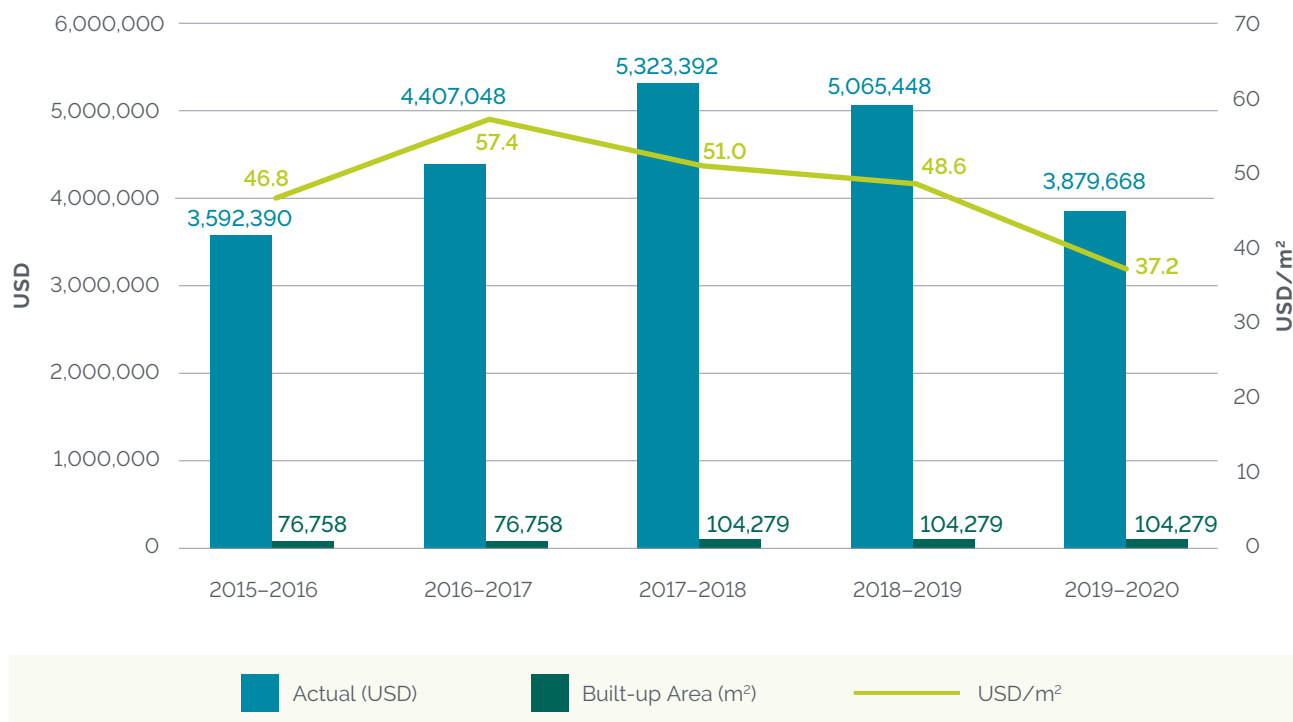


## PHYSICAL PLANT EXPENDITURE VS BUILT-UP AREA (INCLUDING OPERATIONS & MAINTENANCE)

*Physical Plant Beirut - Expenses vs Built-up Area 2016–2020*



*Physical Plant Byblos - Expenses vs Built-up Area 2016–2020*



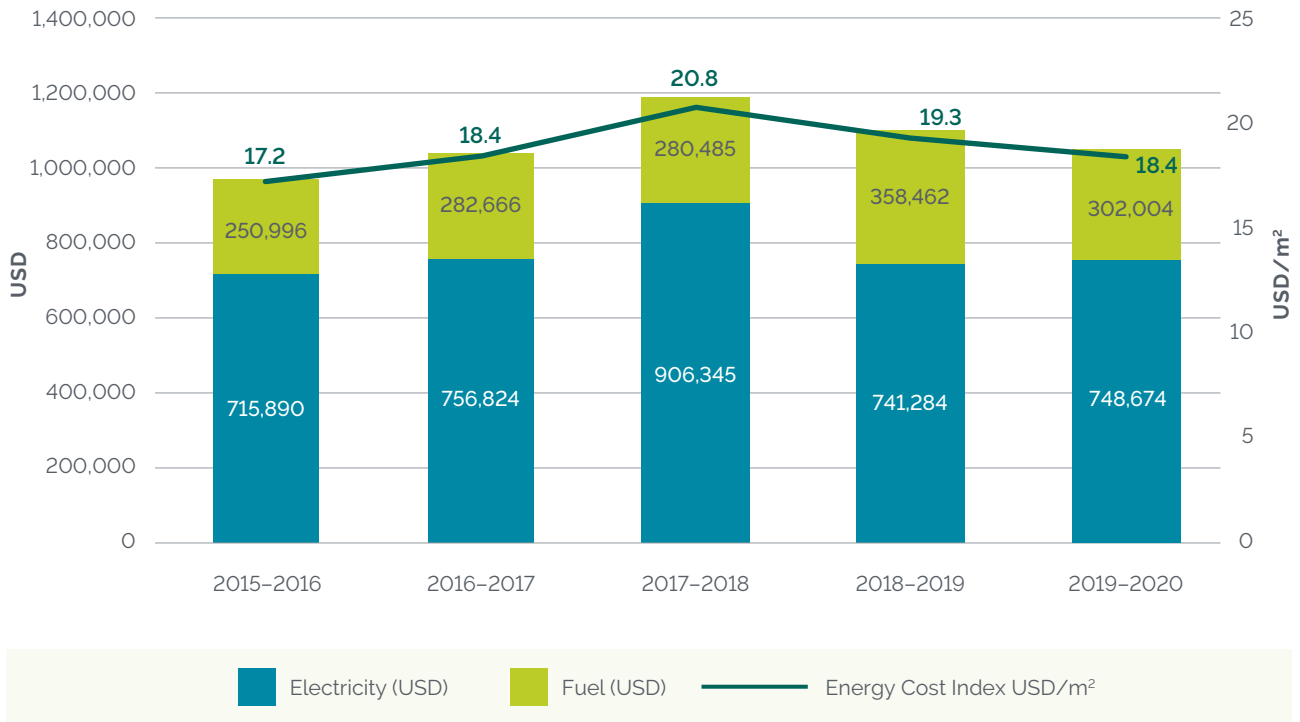
## ENERGY CONSUMPTION & EXPENDITURE

	Beirut Campus	Byblos Campus
Total Energy Consumption (Kwh)	7,503,000	12,363,000
Total Energy Expenditure (\$)	1,050,678	1,578,209
Energy Use Index (Kwh/m <sup>2</sup> /y)	131.4	118.6
Energy Cost Index (\$/m <sup>2</sup> /y)	18.4	15.1
Total CO2 Emissions (Tons CO2)	6,250	8,045

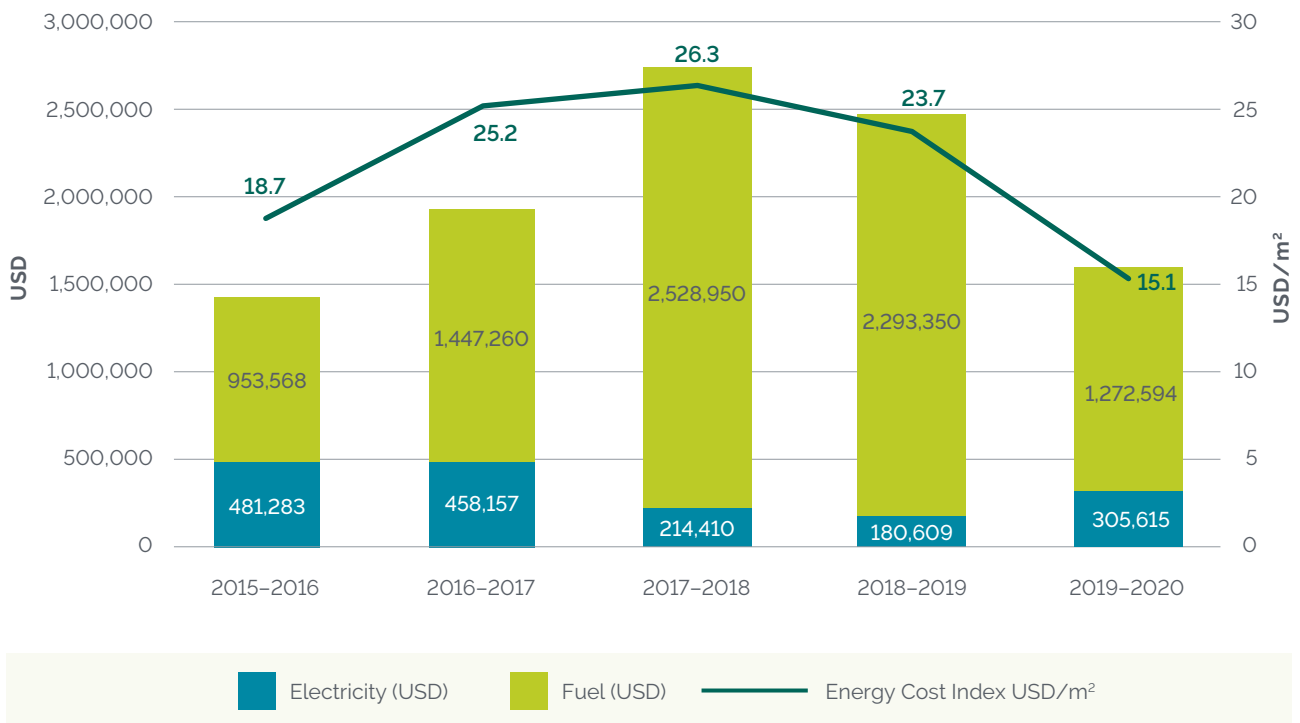




### Physical Plant Beirut - Energy Cost 2016–2020



### Physical Plant Byblos - Energy Cost 2016–2020

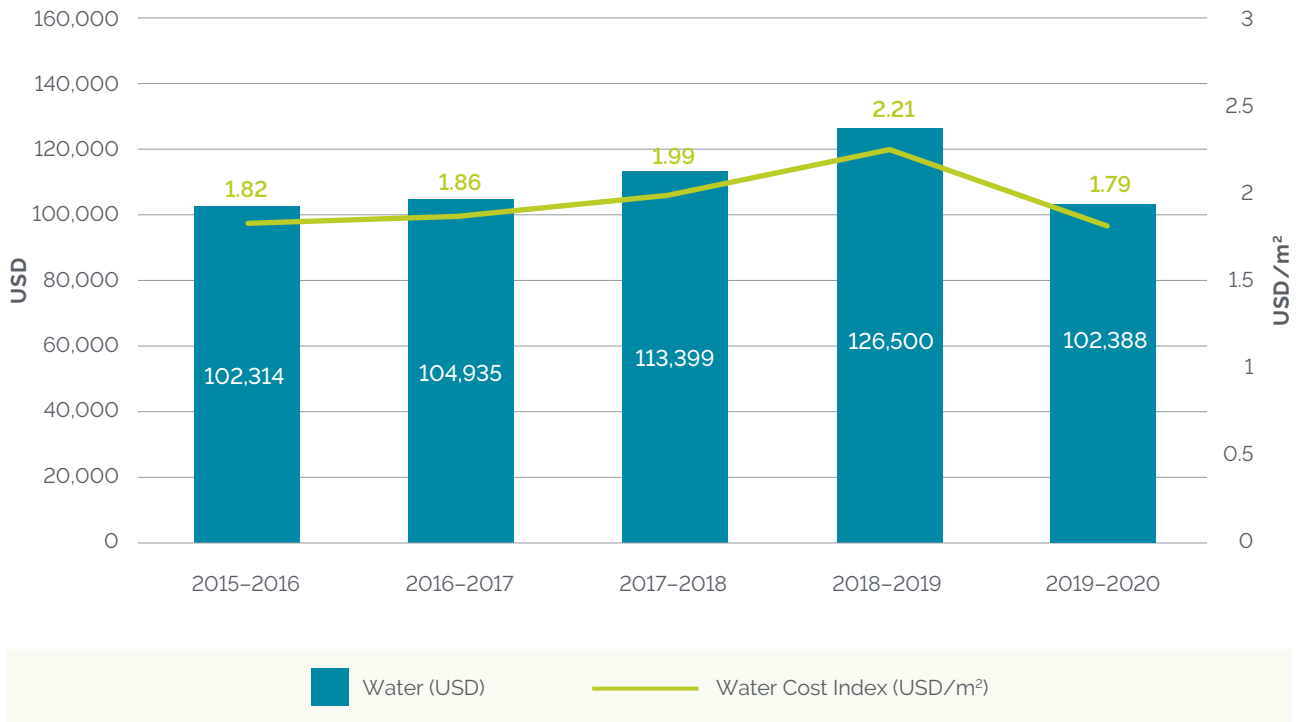


## WATER CONSUMPTION & EXPENDITURE

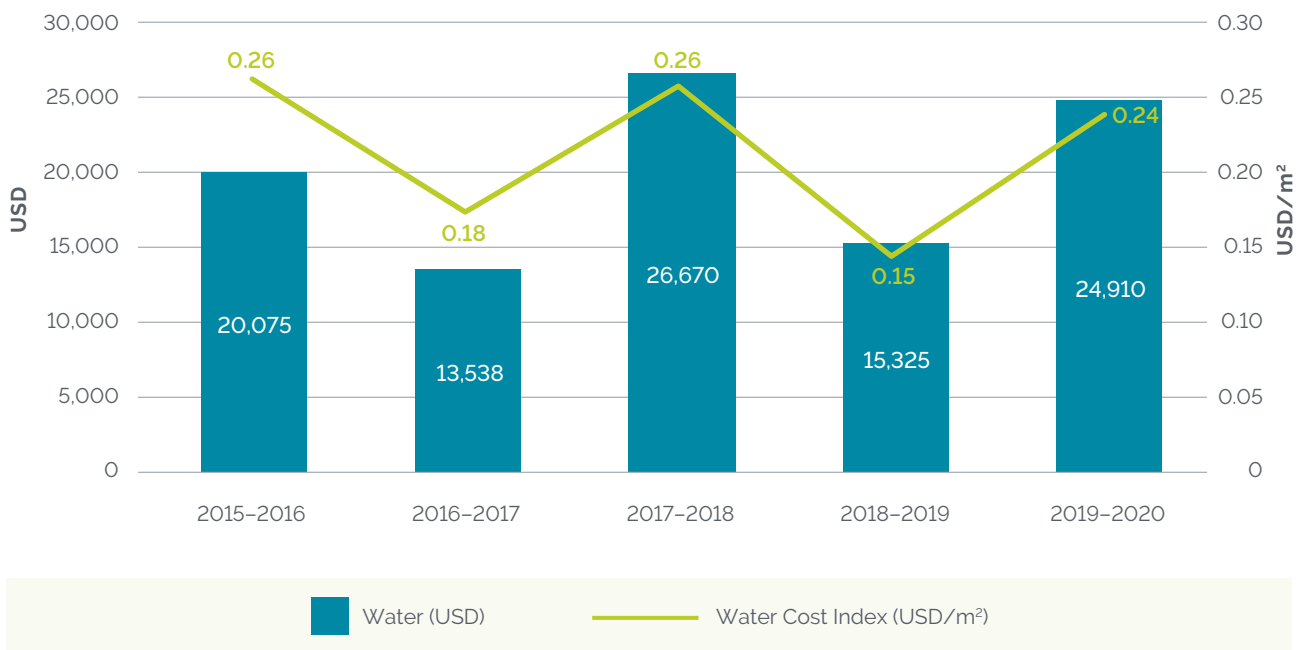
	Beirut Campus	Byblos Campus
Total Water Consumption (m <sup>3</sup> )	18,000	72,000
Total Water Expenditure (\$) excluding treatment & energy	102,388	24,910
Water Use Index WUI (m <sup>3</sup> /student/y)	4.12	19.26
Water Cost Index WCI (\$/student/y)	1.79	0.24



*Physical Plant Beirut - Water Cost 2016–2020*



*Physical Plant Byblos - Water Cost 2016–2020*



## ENVIRONMENTAL HEALTH & SAFETY

	Beirut Campus	Byblos Campus
Hazardous moved into interim storage (=Kg)	–	220

## SUSTAINABILITY

### CERTIFIED GREEN BUILDINGS TO DATE

Beirut Campus	Byblos Campus
Gezairi Building – EDGE	Tohme-Rizk Hall – EDGE
	Joseph G. Jabbra Library & Riyad Nassar Administration Buildings – LEED GOLD

### INSTALLED RENEWABLE ENERGY PROJECTS

Byblos Campus
Solar Photovoltaic 25kWp
Solar Hot Water
Library & Riyad Nassar Central Administration Buildings
Solar Hot Water
Residence Hall C

### RECLAIMED WASTE WATER FOR IRRIGATION


Byblos Campus
2,280 m <sup>3</sup>

### HARVESTED RAIN WATER

Beirut Campus	Byblos Campus
550m <sup>3</sup>	1,050 m <sup>3</sup>













**DEPARTMENT OF INSTITUTIONAL  
RESEARCH AND ASSESSMENT**

Lebanese American University  
P.O. Box 13-5053 Beirut, Lebanon

Beirut Campus, Orme Gray, Level 3  
Tel +961 1 786 456 Ext. 1232  
E-mail: [dira@lau.edu.lb](mailto:dira@lau.edu.lb)  
[www.dira.lau.edu.lb](http://www.dira.lau.edu.lb)