

Fact Book

14 | 15



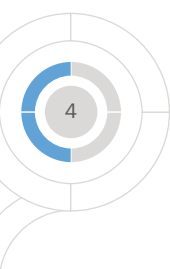






Table of Contents

ABOUT THE DEPARTMENT OF INSTITUTIONAL RESEARCH AND ASSESSMENT	8
Mission Statement	8
Goals	8
Team Members	8
GENERAL INFORMATION	10
About the Institution	11
The Mission, Values and Vision of the Lebanese American University	13
The Lebanese American University Strategic Plan	15
CHARTER, ACCREDITATION AND AFFILIATIONS	18
ADMINISTRATION	20
LAU Presidents	21
Board of Trustees and International Advisors	23
University Officers	24
Organizational Chart – Institution	32
Organizational Chart – President	33
Organizational Chart – Provost	34
Organizational Chart – Student Development and Enrollment Management	35
Organizational Chart – Human Resources and University Services	36
Organizational Chart – Finance	37
Organizational Chart – University Advancement	38
ADMISSIONS	39
Admissions Profile	40
Student Admissions Trends	41
Student Admissions by Level	46
Student Admissions by Type	47
Student Admissions by School	47
New USAID-USP Student Cohort	48
First-Time Undergraduate Student Admissions by School	48
Average SAT Scores of Accepted First-Time Students	49
School Type of Accepted First-Time Students	49
Applications from Lebanese High Schools	50
ENROLLMENT	51
Enrollment by Level	52
Enrollment by Level and Student Type	53
Student Enrollment by Gender and Status	54
Enrollment by Level and School	55
Enrollment by Program	56
FTE and Headcount Enrollment For Degree Seeking and Non-Degree Seeking Students	60
Student Enrollment by Headcount, Credit Hours and FTE	61
Enrollment by Place of Origin	62
Retention Rates: First-Time Students	63
Bachelor's Degree Retention Rates: by School	64
Year-To-Year Retention, Graduation and Attrition Rates	65
DEGREES CONFERRED	66
Degrees Conferred by School	67
Degrees Conferred by Degree Level	68
Undergraduate Degree Programs and Majors Offered	69
Graduate Degree Programs and Majors Offered	72
Doctoral – Professional Practice Degree Programs and Majors Offered	74



Bachelor's Degrees 150% Graduation Rates	75
Bachelor's Degrees Six-Year Graduation Rates	76
ACADEMIC AND STUDENT RELATED INFORMATION	77
Honor and Distinguished Undergraduate Students	78
Honor, Distinction and High Distinction Graduating Students	79
Student Financial Aid Program	80
Scholarships	80
Tuition and Fees	81
Student Housing	84
Classroom Occupancy	85
Library and Other Information Resources	86
Information Technology Resources	89
Student Clubs	91
FACULTY AND STAFF	92
Full-Time Faculty by Gender and School	93
Full-Time Physicians at LAUMC-RH	93
Full-Time Faculty by Rank, Gender and School	94
Tenure Status of Full-Time Faculty by School	95
Tenure Status of Full-Time Faculty by Rank	96
Highest Degree Earned by Full-Time Faculty	97
Full-Time Faculty With Terminal Degrees	98
Full-Time Faculty Age Range by Rank	98
Full-Time Faculty by Nationality	99
Full-Time Faculty Average Basic Salaries by Rank (In Us Dollars/\$)	100
Part-Time Faculty by School and Gender	101
Highest Degree Earned by Part-Time Faculty	102
Faculty FTE by School	103
Student-Faculty Ratio	103
Staff by Employment Type and Gender	104
ALUMNI	105
Alumni	106
Alumni by Residence	108
FINANCIAL INFORMATION	110
Finances 2013-2014	111
Expenses by Function	112
Trends in Revenues	113
Trends in Expenditures	114
UNIVERSITY COMMUNICATION	115
University Publications	116
Public Disclosure	117
PHYSICAL FACILITIES	123
University Holdings and Locations	124
Major University Holdings and Locations - Beirut Campus	125
Capital & Renovation Projects - Beirut Campus	127
Projects Under Design - Beirut Campus	129
Major University Holdings and Locations - Byblos Campus	130
University Parking Services - Byblos Campus	132
Projects Under Design - Byblos Campus	133
Capital & Renovation Projects - Byblos Campus	134



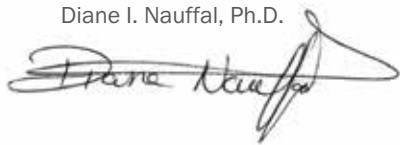
Institutional Research and Assessment

I am pleased to provide you with the Lebanese American University Fact Book 2014-2015. Now in its sixth year of publication, the Fact Book 2014-2015 represents a consistent source of information on important institutional measures. The information compiled in the Fact Book on students, faculty, staff and services is used in supporting decision-making, planning, policy formulation, accreditation and institutional effectiveness efforts.

A printed copy is available upon request, and an online version is available for download in Adobe Portable Document Format (pdf) <http://ira.lau.edu.lb/fact-book/>

The preparation of the Fact Book involves many members of the University community and I am very grateful for the assistance provided. Each year, the Fact Book incorporates new information as requested by members of the University community. We welcome comments and suggestions for the continued enhancement of the Fact Book. Please address all comments and inquiries regarding the Fact Book 2014-2015 to Dr. Diane Nauffal, Executive Director of the Department of Institutional Research and Assessment, at extension 1232 or by e-mail at diane.nauffal@lau.edu.lb.

Diane I. Nauffal, Ph.D.



ABOUT THE DEPARTMENT OF INSTITUTIONAL RESEARCH AND ASSESSMENT

MISSION STATEMENT

The Department of Institutional Research and Assessment (DIRA) at the Lebanese American University collects, analyzes, warehouses, and disseminates data about the continuum of functions of the institution – educational, administrative and support. It ensures the integrity and consistency of information for official reporting and provides support for the institution's decision-makers in planning, policy formulation, assessment and institutional effectiveness initiatives.

GOALS

Within the stated mission, the goals of the Department of Institutional Research and Assessment are as follows:

- > Support evidence-based decision making.
- > Oversee institutional reporting.
- > Strengthen assessment culture throughout university.

TEAM MEMBERS

Diane Issa Nauffal, Ph.D.

Executive Director

Phone: 961-1-786456 Ext. 1232

E-mail: diane.nauffal@lau.edu.lb

Amal Sawaya, M.E.

Senior Institutional Research Officer

Phone: 961-1-786456 Ext. 1338

E-mail: amal.sawaya@lau.edu.lb

Nadine Wehbe, M.B.A.

Lead Assessment Officer

Phone: 961-1-786456 Ext. 1384

E-mail: nadine.wehbe@lau.edu.lb

Samer Khoury, M.F.

Institutional Research Officer

Phone: 961-1-786456 Ext. 1783

E-mail: samer.khoury01@lau.edu.lb

Maya Reda, B.S.

Assistant Institutional Research Officer

Phone: 961-1-786456 Ext. 1484

E-mail: maya.reda@lau.edu.lb





General Information



ABOUT THE INSTITUTION

HISTORY AND LOCATION

The Lebanese American University (LAU), a leading private higher education institution in Lebanon, operates under a charter from the Board of Regents of the University of the State of New York. LAU is accredited by the Commission on Institutions of Higher Education of the New England Association of Schools and Colleges (NEASC).

LAU is a nonsectarian institution guided by a deeply rooted sense of shared ethical values. The university began as a women's college in 1924, with roots extending back to 1835, when the Ottoman Empire's first school for girls was founded. LAU expanded over the decades, catering to the growing educational needs of Lebanon, the Middle East and around the world. Today LAU boasts seven schools, along with 19 centers and institutes. Dynamic and distinguished faculty members research and teach in a wide range of academic disciplines.

LAU's two main campuses are located on leafy hillsides by the Mediterranean Sea, around 35 kilometers apart, putting LAU within easy reach of all areas of Lebanon. The Byblos and Beirut campuses offer similarly structured programs in the arts, sciences and business. Programs in nursing and medicine, as well as junior and senior-year courses in engineering and pharmacy, are offered exclusively in Byblos.

LAU still continues to expand today. With the establishment of its New York Headquarters and Academic Center and a new executive center in downtown Beirut, LAU continues its journey of perpetual improvement and progression.

ACCREDITATION

LAU was accredited by the Commission on Institutions of Higher Education of the New England Association of Schools and Colleges (CIHE-NEASC) in November 2009.

ACADEMIC SCHOOLS AND COLLEGES

The University comprises seven schools: Architecture and Design, Arts and Sciences, Business, Engineering, Medicine, Nursing and Pharmacy.

ACADEMIC PROGRAMS AND DEGREES CONFERRED

Academic offerings include 54 degree programs in 51 different major fields: 35 bachelor's degree programs, 16 master's degree programs, 2 professional degree programs and 1 postbachelor's certificate.

During the academic year 2013-2014, the university awarded 15 associate degrees, 1,718 bachelor's degrees, 218 master's degrees, 61 doctoral-professional practice degrees and 25 postbachelor's certificates.

FACULTY

Full-time faculty for fall 2014 totaled 304, of whom 30 hold the rank of professor, 87 the rank of associate professor and 119 the rank of assistant professor. 28 percent of full-time faculty are tenured and 76 percent hold a doctorate or other terminal degree.

ENROLLMENT

With 7,463 undergraduates, 541 graduates and 217 students in doctoral – professional practice degree programs, enrollments in fall 2014 totaled 8,221. Of the 7,380 full-time students, 94 percent are undergraduates and 6 percent are graduate students and students enrolled in doctoral – professional practice degree programs. The undergraduate student body is 51 percent male. Of the total number of students enrolled, 1,570 are from 82 foreign countries.

ADMISSIONS / RETENTION

1,767 first-time students enrolled for the fall 2014. 87 percent of all first-time students were accepted and 50 percent of all first-time applicants enrolled. 3,102 or 87 percent of accepted first-time students attended schools within Lebanon. 3,036 or 86 percent of accepted first-time students attended private Lebanese schools. On average, 89 percent of first-time students return for the fall of the next academic year. 140 or 45 percent of all undergraduate transfer applicants were accepted and 69 percent enrolled in fall 2014. 246 or 68 percent of new graduate students were accepted and 71 percent enrolled in fall 2014. Of the students in doctoral – professional practice degree programs, 110 or 52 percent were accepted and 72 percent enrolled in the academic year 2014-2015.

FINANCE

LAU's operating budget for 2013-2014 was \$149,790,802, an 8 percent increase from the 2012-2013 budget, reflecting the university's continued growth and expansion. 14 percent of this was earmarked for student financial aid.

PHYSICAL FACILITIES

LAU campuses occupy 200,763 square meters of space, of which the Beirut campus represents 27,500 square meters, the Byblos campus 173,263 square meters. The university is also a major shareholder in the Lebanese American University Medical Center – Rizk Hospital (LAUMC-RH).



THE MISSION, VALUES AND VISION OF THE LEBANESE AMERICAN UNIVERSITY

MISSION

The Lebanese American University is committed to academic excellence, student centeredness, civic engagement, the advancement of scholarship, the education of the whole person, and the formation of leaders in a diverse world.

VALUES

In both planning for its future and conducting its daily activities, LAU seeks to act in a manner that is guided by a deeply rooted sense of shared ethical values and aspirations. Built upon this foundation, the university is able to draw its fundamental inspiration from the devotion of its Presbyterian Founders to always seek the truth, respect human dignity, promote gender equality and be inclusive. It also provides educational opportunities as one university with multiple campuses, each with distinctive gifts and attributes. As such, LAU is committed to:

- Providing academic and service excellence throughout the institution;
- Demonstrating dignity and respect for and from, the Board, faculty, staff and students, in both word and deed;
- Celebrating the accomplishments and contributions of all the members of the LAU community;
- Succeeding because its people take ownership of, take pride in, and are held accountable for their actions;
- Working together as an extended family community that reflects the highest ethical and moral standards;
- Enabling individuals to find their own spiritual and personal fulfillment, while remaining sensitive to the changing global village in which they live;
- Promoting social connectedness of the students to the country of Lebanon, and encouraging their commitment to social justice and democracy.

VISION

The vision of LAU is driven by its mission and values, and is carried out by:

- Providing access to a superior education for diverse undergraduate and graduate students and lifelong learners;
- Attracting and retaining distinguished faculty who excel in teaching, research and community service;
- Enrolling and retaining academically qualified and diverse students;
- Embracing liberal arts in all curricula;
- Creating opportunities for rigorous research and the dissemination of knowledge;
- Developing a close-knit community that excels academically, is intellectually stimulating, and is religiously, ethnically and socio-economically diverse;
- Attracting and retaining a highly qualified staff committed to excellence in service;
- Fostering collaboration across the university in teaching, learning, research and service;
- Providing state-of-the-art infrastructure and support services that enrich the student, faculty and staff experience;
- Developing world citizens with a deep sense of civic engagement;
- Promoting the values of peace, democracy, and justice.



THE LEBANESE AMERICAN UNIVERSITY STRATEGIC PLAN

The 2005-2010 Strategic Plan laid the groundwork for the 2011-2016 Strategic Plan, which focuses on academic goals and the integration of unit-level plans within the overall institutional plan. Its fundamental aspiration is to take LAU to a higher level of academic excellence.

The 2011-2016 Strategic Plan is built on six pillars, each consisting of a number of goals. The pillars and their corresponding goals are:

PILLAR 1 - EDUCATION

Engage students in an intellectually challenging and diverse learning environment that integrates rich Liberal Arts education with strong goal driven Sciences and Humanities majors and career oriented programs.

Goals

1. Foster the development of program and learning assessment culture across all programs;
2. Establish a uniform approach to academic honesty and issues of integrity in the institution;
3. Set up a new academic organizational structure that will provide all preparatory English language teaching;
4. Establish an English Writing Unit and develop student learning support mechanisms;
5. Build on and extend learning outcomes of the Liberal Arts Curriculum in the learning outcomes of programs;
6. Set up a new academic organizational unit that will manage the Freshman Program;
7. Pursue US/International accreditation of academic programs when applicable and renew NEASC accreditation;
8. Strengthen action learning and experiential learning in all programs, and grant students credit for such learning when applicable;
9. Intensify the involvement of libraries and IT in the learning process and encourage faculty to collaborate with the Librarians and IT support staff for instructional purposes;
10. Establish Honors programs in select majors offered by the University;
11. Provide support for teaching development of faculty to enhance use of pedagogy that engages students in learning;
12. Strengthen/Establish Assessment Culture throughout University.

PILLAR 2 - STUDENTS

Recruit, retain, and graduate diverse students, who will be effective members of their disciplines, professions and communities.

Goals

1. Target top students from all segments of Lebanese society and abroad to meet program enrollment numbers;
2. Provide more effective Orientation, Advising and Registration services for incoming and continuing students;
3. Empower students through governance, athletics, internships, clubs and leadership opportunities;
4. Provide more targeted career and placement services.

PILLAR 3 - FACULTY

Recruit, retain, and foster the development of distinguished educators and scholars.

Goals

1. Recruit faculty to achieve 70% full time faculty ratio or school specific appropriate targets;
2. Develop University and school structures to expand research capacity and scholarly activities;
3. Establish school based faculty workload;
4. Implement school specific faculty governance and management structures that will foster a collegiate atmosphere and effective operations;
5. Subscribe to a high impact performance reward system;
6. Establish school based faculty salary structure.

PILLAR 4 - OUTREACH

Extend LAU's academic, professional and social services beyond the confines of its campuses and provide opportunities for students and faculty to expand their university experience to the community and abroad.

Goals

1. Establish and strengthen full services for student study abroad and international exchange agreements;
2. Make LAU a destination for foreign students;
3. Encourage academic programming and support faculty who include social responsibility and civic engagement in courses;
4. Provide LAU students with civic engagement opportunities to enhance their sense of social responsibility;
5. Expand Continuing Education courses off-campus and across Lebanon;
6. Ensure that LAU Institutes fulfill their Outreach mandates.

PILLAR 5 - AREAS OF FOCUS

Identify and target substantive areas of University strength that correspond to national and regional needs and nurture initiatives that are responsive to those needs.

Goals

1. Develop academic majors, minors and areas of concentration that are responsive to workforce needs in the health services sector, particularly in supportive fields such as business, engineering and information technology, architecture, and natural and social sciences;
2. Commit to introduce Green curricula in relevant majors and adopt a University culture that contributes to environmental sustainability;
3. Strengthen the design, creative and performing arts programs at LAU to ensure that they are distinctive in Lebanon;
4. Strengthen the gender perspective in all disciplines and programs in line with LAU's distinctive heritage;
5. Capitalize on our leadership role in Lebanon on conflict resolution, mediation and peace studies.

PILLAR 6 - GRADUATE STUDIES & RESEARCH

Develop, sustain and enhance University graduate programs and research capacity.

Goals

1. Develop a Strategic Plan for Graduate Studies & Research.



CHARTER, ACCREDITATION AND AFFILIATIONS

CHARTER

LAU is chartered by the Board of Regents of the University of the State of New York. The University of the State of New York is the sole entity authorized by the State of New York to incorporate higher education institutions and authorize them to confer degrees.

Beirut College for Women (which was to become LAU) was granted a provisional charter by the Board of Regents in 1950, and an absolute charter five years later. Since then, the charter has been amended several times in response to the institution's growth.

The University of the State of New York is a large system of educational services, including thousands of schools, colleges, universities, museums, libraries and other institutions. Its Board of Regents sets overall education policy for the State of New York and chooses a Commissioner of Education, who serves as president of the University of the State of New York and heads the New York State Education Department.

ACCREDITATION

Degrees awarded by the Lebanese American University are officially registered with the Ministry of Higher Education in Lebanon and with the Board of Education in the State of New York.

INSTITUTIONAL ACCREDITATION

LAU was granted accreditation by the Commission on Institutions of Higher Education of the New England Association of Schools and Colleges (CIHE-NEASC) for a five-year period as of November 2009.

PROGRAM ACCREDITATION

The **Doctor of Pharmacy** program is fully accredited by the Accreditation Council for Pharmacy Education (ACPE). This status allows LAU Pharm.D. graduates to sit for the North American Pharmacy Licensure Examination (NAPLEX), and practice in most U.S. states. ACPE first accredited the program in 2002. LAU's Pharm.D. is the only ACPE-accredited program outside the United States.

The **Bachelor of Engineering** degree programs listed below are accredited by the Engineering Accreditation Commission of the Accreditation Board for Engineering and Technology (ABET):

- > **Bachelor of Engineering** degree program in **Civil Engineering**.
- > **Bachelor of Engineering** degree program in **Computer Engineering**.
- > **Bachelor of Engineering** degree program in **Electrical Engineering**.
- > **Bachelor of Engineering** degree program in **Industrial Engineering**.
- > **Bachelor of Engineering** degree program in **Mechanical Engineering**.

On October 1, 2011 the **Bachelor of Science** degree program in **Computer science** was formally accredited by the Computing Accreditation Commission of the Accreditation Board for Engineering and Technology (ABET). This accreditation action extends retroactively from October 1, 2010.

The **baccalaureate program** at the Alice Ramez Chagoury School of Nursing, Lebanese American University, is accredited by the Collegiate Commission on Nursing Education (CCNE).

The **School of Business** has made significant progress in its journey towards accreditation by the Association to Advance Collegiate Schools of Business (AACSB). After multiple stages that were achieved successfully, the School is now looking forward to crowning its continuous quest for excellence and moving to the next and final step in the process, the self-evaluation.

The **Bachelor of Architecture** degree is officially recognized by the French Government, which allows our graduates to practice in France and the European Union. The National Architectural Accrediting Board (NAAB) which accredits all architecture programs in the United States has formally granted the professional architecture program **Bachelor of Architecture** initial candidacy. The candidacy period is effective January 1, 2013.

Administration



LAU PRESIDENTS

President's Name	Years of Service
Frances Irwin	1924 – 1935
Winifred Shannon	*1935 – 1937
William A. Stoltzfus	1937 – 1958
James H. Nicol	*1941 – 1943
Rhoda Orme	*1954 – 1955
Grace Loucks Elliot	*1958 – 1959
Frances M. Gray	1959 – 1965
Salwa Nassar	1965 – 1967
Cornellius B. Houk	*1967
Marie Sabri	1967 – 1969
William H. Schechter	1969 – 1973
Albert Y. Badre	1973 – 1982
Riyad F. Nassar	1982 – 2004
Joseph G. Jabbra	2004 – present

* Acting President



BOARD OF TRUSTEES AND INTERNATIONAL ADVISORS

Board of Trustees

Dr. Paul F. Boulos, Chair
Dr. George N. Faris, Vice Chair
Mr. Philip Stoltzfus, Secretary
Mr. Antoine Frem
Dr. Charles Elachi
Mr. Mike Ahmar
Mr. Charles Muller
Rev. Cynthia A. Jarvis
Mrs. Eva Kotite Farha
Mr. Fred Rogers
Mr. George Doumet
Mr. Salim G. Sfeir
Mr. Peter Tanous
Dr. George E. Thibault
Dr. H. John Shammass
Dr. Ray Irani
Rev. Joseph Kassab
HE Mrs. Moza Saaed Al Otaiba
Honorable Ray LaHood
Mr. Richard (Dick) Orfalea
Rev. Ronald L. Shive
Mrs. Taline Avakian
Mr. Thomas G. Abraham
Mr. Todd Petzel
Mr. Wadih (Bill) Jordan

Ex-officio Members

Dr. Jihad Azour
Rev. Elmarie Parker
Rev. Fadi Dagher
Dr. Joseph Jabbra, LAU President
Dr. Chadi Abou-Rjeily, Chair of the Faculty Senate

Board of International Advisors

Dr. Jihad Azour, Chair
Dr. Mahmoud A. Kreidie, Vice Chair
Mrs. Adalat Audeh Nakkash, Secretary
Dr. Raymond Audi
Mrs. Abba Chammas
Mr. Bassem F. Dagher
H. E. Iyonna A. Baki
Mrs. Doha El Zein Halawi
Mr. Fouad El-Abd
Sheikh Hamed bin Ahmed Al Hamed
Dr. Mary Mikhael
Mrs. May Makhzoumi
Mr. Mazen Nazzal
Mr. Mazen S. Darwazah
Mr. Neemat G. Frem
Mr. Talal K. Shair
Mrs. Wafa Saab
Mrs. Youmna Salame
Mr. Zuhair Boulos

Ex-officio Members

Rev. Fadi Dagher
Dr. Joseph Jabbra, LAU President
Dr. Chadi Abou-Rjeily, Senate Chair

UNIVERSITY OFFICERS

FALL 2014

University Officers

Officer	Highest Degree Earned	Administrative Title
Joseph G. Jabbra	Ph.D.	President
George Najjar	Ph.D.	Provost
Elise Salem	Ph.D.	Vice President for Student Development and Enrollment Management
Roy Majdalani	M.B.A.	Vice President for Human Resources and University Services
Charles Abou Rjeily	License	Acting Vice President for Finance
Marla Rice-Evans	M.A.	Vice President for University Advancement

Deans of Schools

Officer	Highest Degree Earned	Administrative Title
Elie Haddad	Ph.D.	Dean of the School of Architecture & Design
Nashat Mansour	Ph.D.	Dean of the School of Arts & Sciences
Said Ladki	Ph.D.	Interim Dean of the School of Business
George E. Nasr	Ph.D.	Dean of the School of Engineering
Youssef Comair	M.D., FRCSC.	Dean of the School of Medicine
Nancy Hoffart	Ph.D.	Founding Dean of the School of Nursing
Imad Btaiche	Ph.D.	Interim Dean of the School of Pharmacy
Pierre Zalloua	Ph.D.	Dean of Graduate Studies & Research

Academic Affairs Officers

Officer	Highest Degree Earned	Administrative Title
Mona Majdalani	Ph.D.	Assistant Provost for Academic Affairs
Wassim Shahin	Ph.D.	Assistant Provost for Special External Projects

SCHOOL OF ARCHITECTURE & DESIGN

Elie Haddad	Ph.D.	Dean
Farid Jureidini	B.A.	Assistant Dean
José Madrigal	Ph.D.	Chair, Architecture and Interior Design
Susan Molesky	M.Arch.	Chair, Fine Arts and Foundation Studies
Yasmine Taan	Ph.D.	Chair, Design
Pierre Hage Boutros	D.E.S	Associate Chair, Architecture and Interior Design
Silia Abou Arbid	B.Arch.	Associate Chair, Fine Arts and Foundation Studies
Melissa Plourde	M.F.A.	Associate Chair, Design

SCHOOL OF ARTS & SCIENCES

Nashat Mansour	Ph.D.	Dean
Sami Baroudi	Ph.D.	Assistant Dean
Costantine Daher	Ph.D.	Assistant Dean
Samer Habre	Ph.D.	Assistant Dean
Iman Osta	Ph.D.	Assistant Dean
Mona Knio	Ph.D.	Acting Chair, Communication Arts
Faisal Abu Khzam	Ph.D.	Acting Chair, Computer Science and Mathematics
Rima Bahous	Ed.D.	Chair, Education
Nahla Bacha	Ph.D.	Chair, English
Nahla Bacha	Ph.D.	Chair, Humanities
Roy Khalaf	Ph.D.	Chair, Natural Sciences
Paul Tabar	Ph.D.	Chair, Social Sciences
Danielle Azar	Ph.D.	Associate Chair, Computer Science and Mathematics
Kristiaan Aercke	Ph.D.	Associate Chair, English
Nada Saab	Ph.D.	Associate Chair, Humanities
Ralph Abi Habib	Ph.D.	Associate Chair, Natural Sciences
Marwan Rowayheb	Ph.D.	Associate Chair, Department of Social Sciences

SCHOOL OF BUSINESS

Said Ladki	Ph.D.	Interim Dean
Abdallah Dah	Ph.D.	Assistant Dean
Salpie Djoundourian	Ph.D.	Assistant Dean
Ghassan Dibeh	Ph.D.	Chair, Economics
Elias Raad	Ph.D.	Chair, Finance & Accounting
Josiane Sreih	Ph.D.	Chair, Hospitality & Marketing
Khodor Fakih	J.D.	Chair, Information Technology & Operation Management
Silva Karkouljian	Ed.D.	Chair, Management Studies
Walid Marrouch	Ph.D.	Associate Chair, Economics
Armond Manassian	Ph.D.	Associate Chair, Finance & Accounting
Maya Farah	Ph.D.	Associate Chair, Hospitality & Marketing
Guy Assaker	Ph.D.	Associate Chair, Information Technology & Operation Management and Management Studies
Leila Messarra	Ed.D.	Director, MBA
Jalal Armache	Ph.D.	Director, EMBA

SCHOOL OF ENGINEERING

George E. Nasr	Ph.D.	Dean
Raymond Ghajar	Ph.D.	Assistant Dean
Barbar Akle	Ph.D.	Assistant Dean
Jean Chatila	Ph.D.	Chair, Civil Engineering
Zahi Nakad	Ph.D.	Chair, Electrical and Computer Engineering
Michel Khoury	Ph.D.	Chair, Industrial and Mechanical Engineering

SCHOOL OF MEDICINE

Youssef Comair	M.D., FRCSC.	Dean
Elias Abou Jaoude	M.D.	Associate Dean, Medical Affairs, Chair, Psychiatry
Zeinat Hijazi	M.B.B.ch., DCH, MRCP, FRCP, MRCPCH, FRCPC	Associate Dean for Medical Education
Jacques E. Mokhbat	M.D.	Assistant Dean, Postgraduate Medical Education
Sola Bahous	M.D. Ph.D.	Assistant Dean, Clinical Affairs
Elie Abi Nader	M.D.	Chair, Anesthesiology
Zeina Tannous	M.D.	Chair, Dermatology
Ramzi Younes	M.D.	Chair, Ear, Nose & Throat
Youssef G. Chami	M.D.	Chair, Medicine
Tony G. Zreik	M.D., M.B.A.	Chair, Obstetrics & Gynecology
Charbel Fahd	M.D.	Acting Chair, Ophthalmology
Hussein Farhat	M.D.	Acting Chair, Pathology & Laboratory Medicine
Gerard Wakim	M.D.	Acting Chair, Pediatrics
Joe El-Khoury	M.D.	Acting Chair, Radiology
Eddie K. Abdalla	M.D., FACS	Chair, Surgery

SCHOOL OF NURSING

Nancy Hoffart	Ph.D.	Founding Dean
Myrna Doumit	Ph.D.	Assistant Dean

SCHOOL OF PHARMACY

Imad Btaiche	Pharm.D.	Interim Dean
Anthony Capomacchina	Ph.D.	Assistant Dean for Student Affairs
Aline Saad	Pharm.D.	Chair, Pharmacy Practice
Roy Kanbar	Pharm.D., Ph.D.	Chair, Pharmaceutical Sciences
Lamis Karaoui	Pharm.D.	Director, Experiential Education

GRADUATE STUDIES & RESEARCH

Pierre Zalloua	Ph.D.	Dean of Graduate Studies & Research
----------------	-------	-------------------------------------

Officer	Highest Degree Earned	Administrative Title
---------	-----------------------	----------------------

LIBRARY

Cendrella Habre	M.S.	University Librarian
Joseph Hage	M.A.	Director, Byblos

Student Development and Enrollment Management Officers

Officer	Highest Degree Earned	Administrative Title
ENROLLMENT MANAGEMENT		
Abdo Ghié	M.A.P.	Assistant Vice President for Enrollment Management
DEAN OF STUDENTS		
Raed Mohsen	Ph.D.	Dean, Beirut
Mars Semaan	Ph.D.	Dean, Byblos
ADMISSIONS		
Nada Hajj	M.S.	University Director
STUDENT RECRUITMENT		
Michel Najjar	M.S.	Executive Director
ATHLETICS		
Sami Garabedian	M.S.Ed.	Director, Beirut
Joe Moujaes	M.S.	Director, Byblos
CONTINUING EDUCATION PROGRAM (CEP)		
Michel Majdalani	M.B.A.	Director, Beirut
Mimi Melki Jeha	Ph.D.	Director, Byblos
FINANCIAL AID AND SCHOLARSHIPS		
Ghada Abi Fares	M.B.A.	University Director
Samir Obeid	M.S.	Deputy Director
OUTREACH AND CIVIC ENGAGEMENT		
Elie Samia	M.A.	Assistant Vice President for Outreach and Civic Engagement
REGISTRAR		
Annie Lajinian-Magarian	B.A., T.D.	University Registrar
Fouad Salibi	B.A.	Deputy Registrar
RESIDENCE HALLS		
Hiam Musharrafiéh	M.A.	Supervisor, Beirut
Assia Kanaan	M.Ed.	Supervisor, Beirut
Suzy Saba	T.S.	Supervisor, Byblos
SUMMER INSTITUTE FOR INTENSIVE ARABIC AND CULTURE (SINARC)		
Mimi Melki Jeha	Ph.D.	Director
TESTING SERVICES		
Mimi Melki Jeha	Ph.D.	Director

Human Resources and University Services Officers		
Officer	Highest Degree Earned	Administrative Title
BUSINESS SERVICES		
Salim Chehab	B.E.	Executive Director of Business Services
Jassem Uthman	B.E.	Director, Auxiliary Services
Nehmat Aoun	B.S.	Director, Hospitality Services
Ghassan Atwi	B.A., B.S.	Director, Procurement, Beirut
Antoine Faris	M.S.	Director, Procurement, Byblos
Jean Rizk	M.B.A.	Director, Supply
FACILITIES MANAGEMENT		
Shaheen Bou Jawdeh	B.E.	Executive Director, Project Management and Contract Administration
Joseph Shebaya	Diplome	Director, Planning and Renovations
Roger Haddad	M.B.A	Director, Physical Plant, Beirut
Ziad Haddad	M.B.A	Director, Physical Plant, Byblos
Nabil Badran	B.E.	Director, Capital Construction Management, Beirut
Toufik Smayra	Ph.D.	Director, Capital Construction Management, Byblos
HUMAN RESOURCES		
Charbel Aoun	M.B.A.	Assistant Vice President, Human Resources
INFORMATION TECHNOLOGY		
Camille Abou-Nasr	B.E.	Assistant Vice President, Information Technology
Roula Hage	Diplome	Director, IT Applications & Solutions
Nicolas Majdalani	License	Director, IT Infrastructure & Support
Hamid Saliba	Diplome	Director, IT Network, Telecom & Multimedia
Brigitte Baroudy	B.S., C.I.S.M.	Director, IT Security
PROTECTION		
Major Ahmad Hassouna	Lieutenant	Director

Finance Officers		
Officer	Highest Degree Earned	Administrative Title
BUDGET AND FINANCIAL PLANNING		
Sonia Hajjar	Ph.D.	Assistant Vice President, Budget and Grants
Elias Kassis	License	Executive Director, Budget & Financial Planning
GRANTS AND CONTRACTS		
Sonia Hajjar	Ph.D.	Assistant Vice President, Budget and Grants
COMPTROLLER		
Charles Abu Rjeily	License	Acting Vice President for Finance Assistant Vice President, University Comptroller
Simon Sakr	M.B.A.	Comptroller
BUSINESS OFFICE		
Naji Medlej	D.E.A.	Comptroller, Beirut
Michel Chahine	M.S.	Comptroller, Byblos

University Advancement Officers		
Officer	Highest Degree Earned	Administrative Title
DEVELOPMENT		
Robert Hollback	B.S.	Assistant Vice President, Development, North America
Nassib Nasr	M.P.H.	Assistant Vice President, Development, Middle East and Europe
ADVANCEMENT SERVICES		
Amal Abdel Massih	B.S.	Executive Director, Advancement Services, Beirut
Marge Pfeleiderer	B.A.	Executive Director of Operations, New York
ALUMNI AFFAIRS OFFICE		
Abdallah Al Khal	M.B.A.	Executive Director of Alumni Relations, Beirut
Edward Shiner	M.A.	Director of Alumni and Special Projects, New York
MARKETING AND COMMUNICATIONS DEPARTMENT		
Peggy Hanna	M.B.A.	Assistant Vice President, Marketing and Communications
Karina Rodriguez	B.A.	Director On-Line Communication, Beirut
Paige Kollock	M.A.	Director of Communications & Media, New York
RELATIONS OFFICE		
Christian Oussi	M.A.	Executive Director of Public and Media Relations

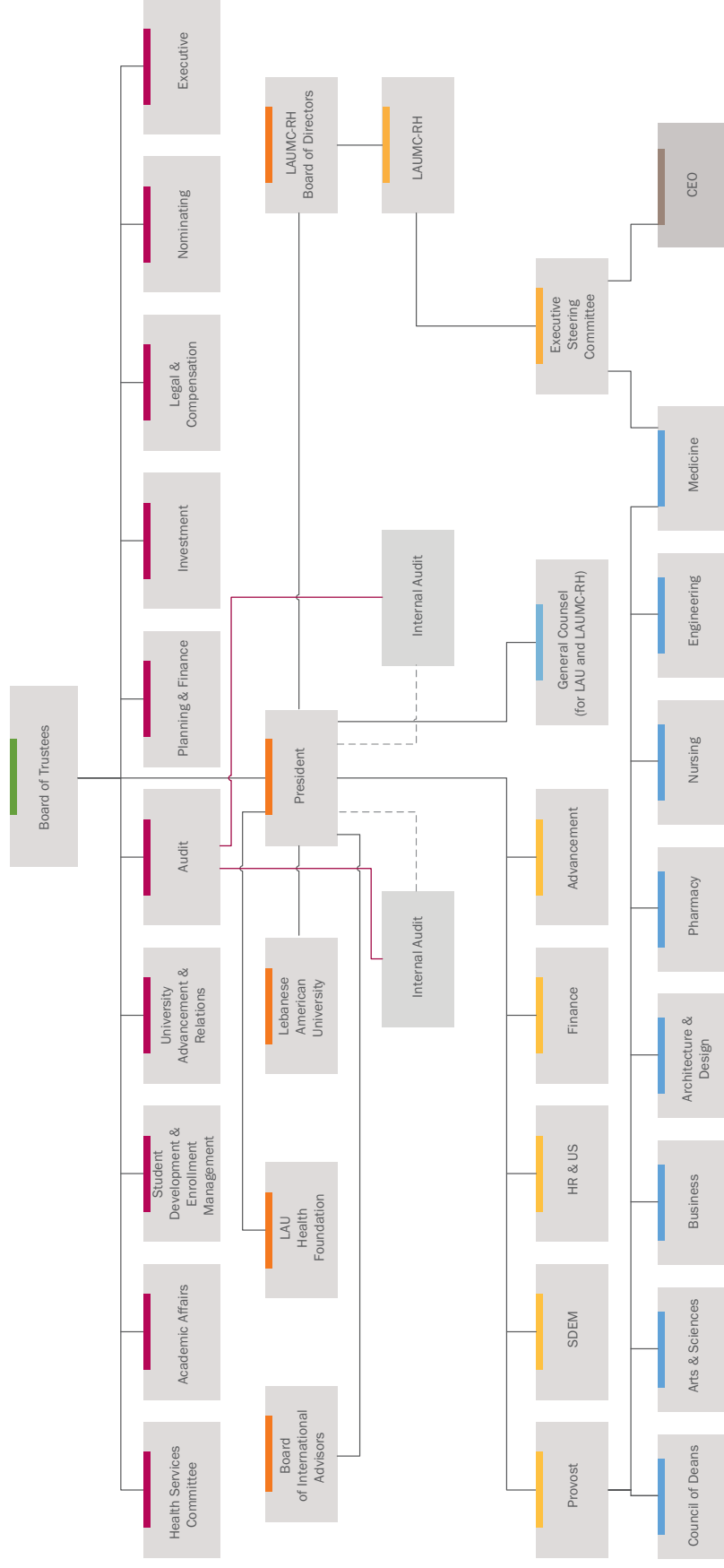
Institutional Research and Assessment officers		
Officer	Highest Degree Earned	Administrative Title
Diane Issa Nauffal	Ph.D.	Director

Internal Audit Officers

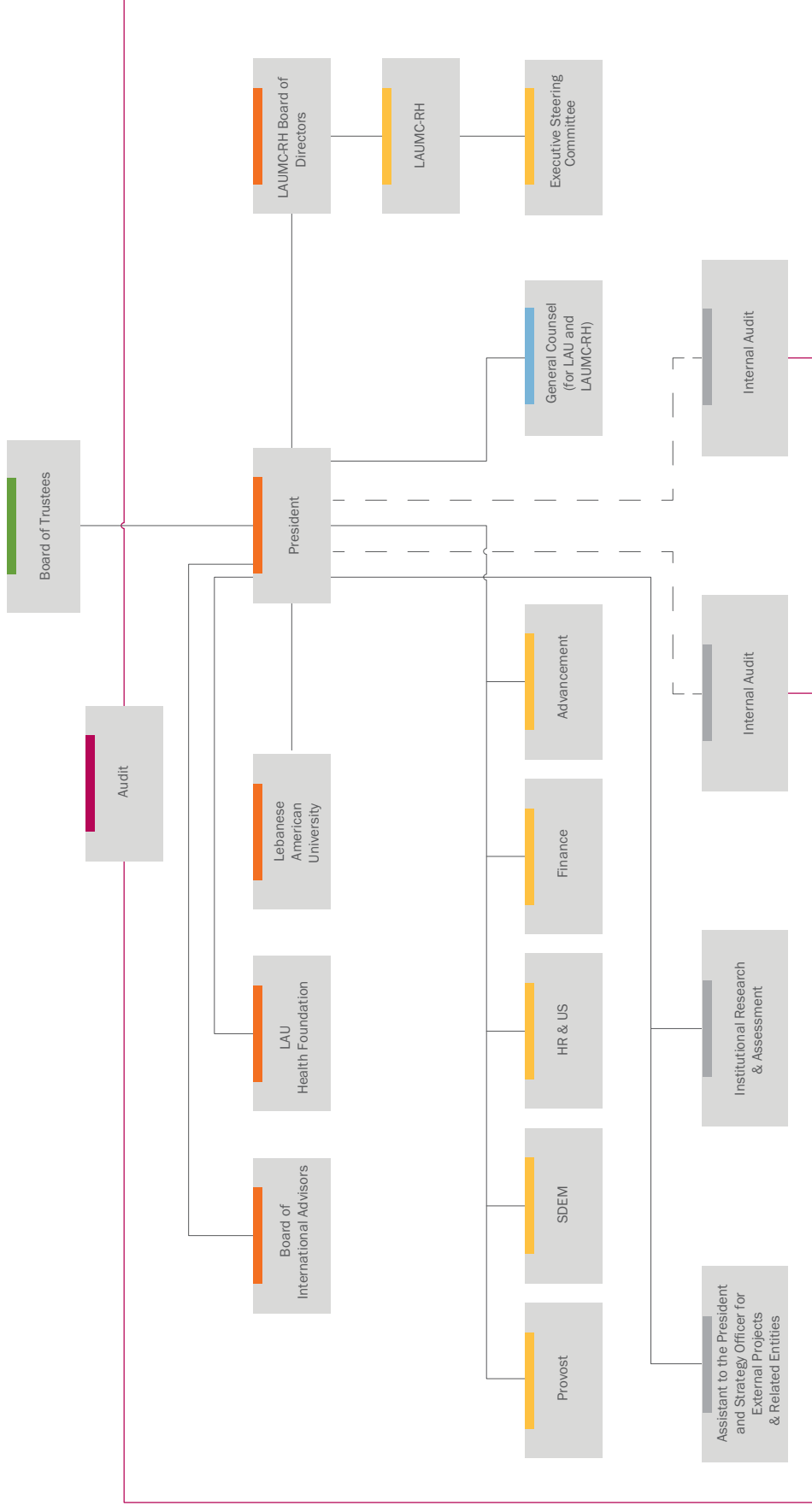
Officer	Highest Degree Earned	Administrative Title
Khaled Abul Husn	M.B.A., C.P.A	Director

University Enterprise Office

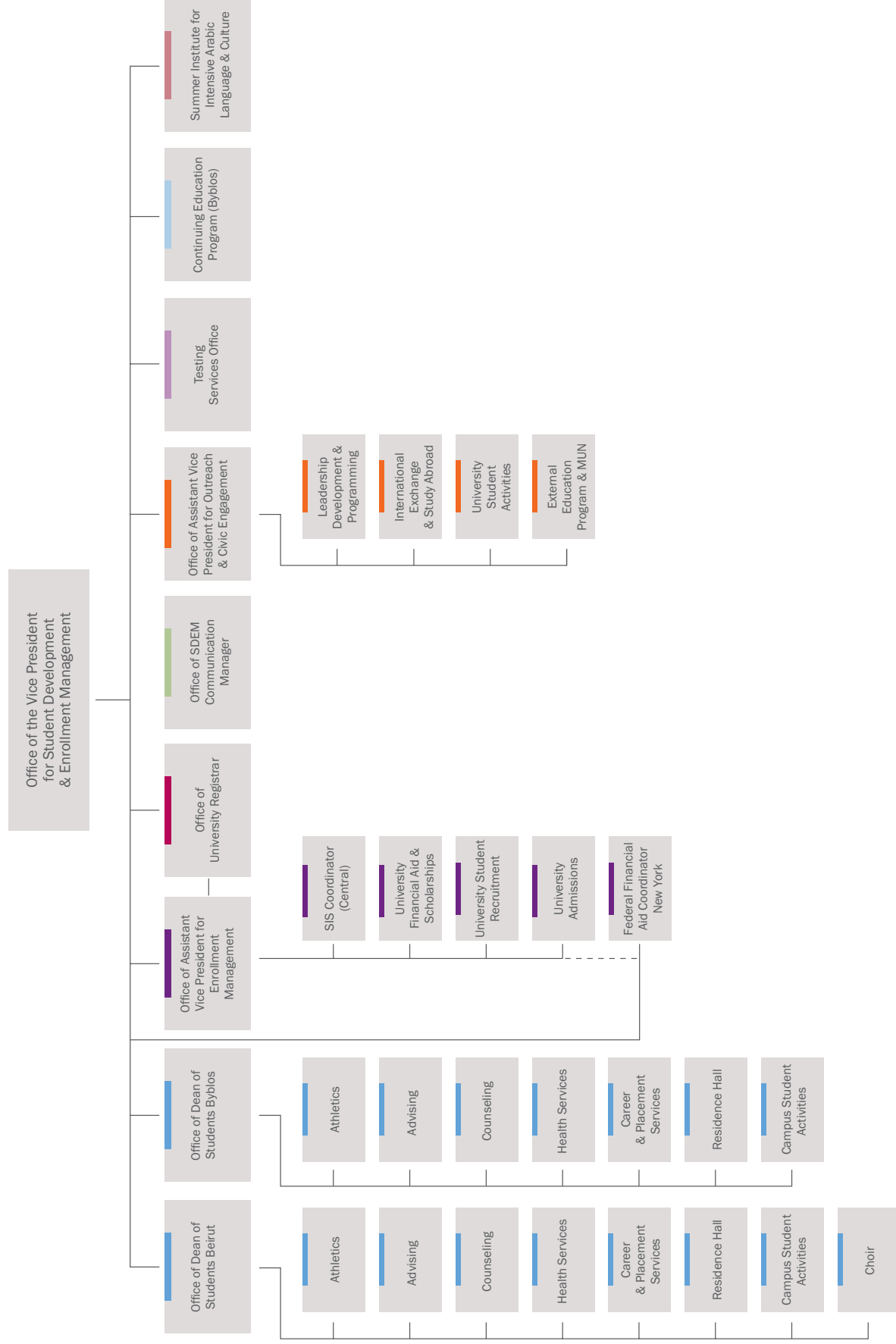
Officer	Highest Degree Earned	Administrative Title
Walid Touma	Ph.D.	Director



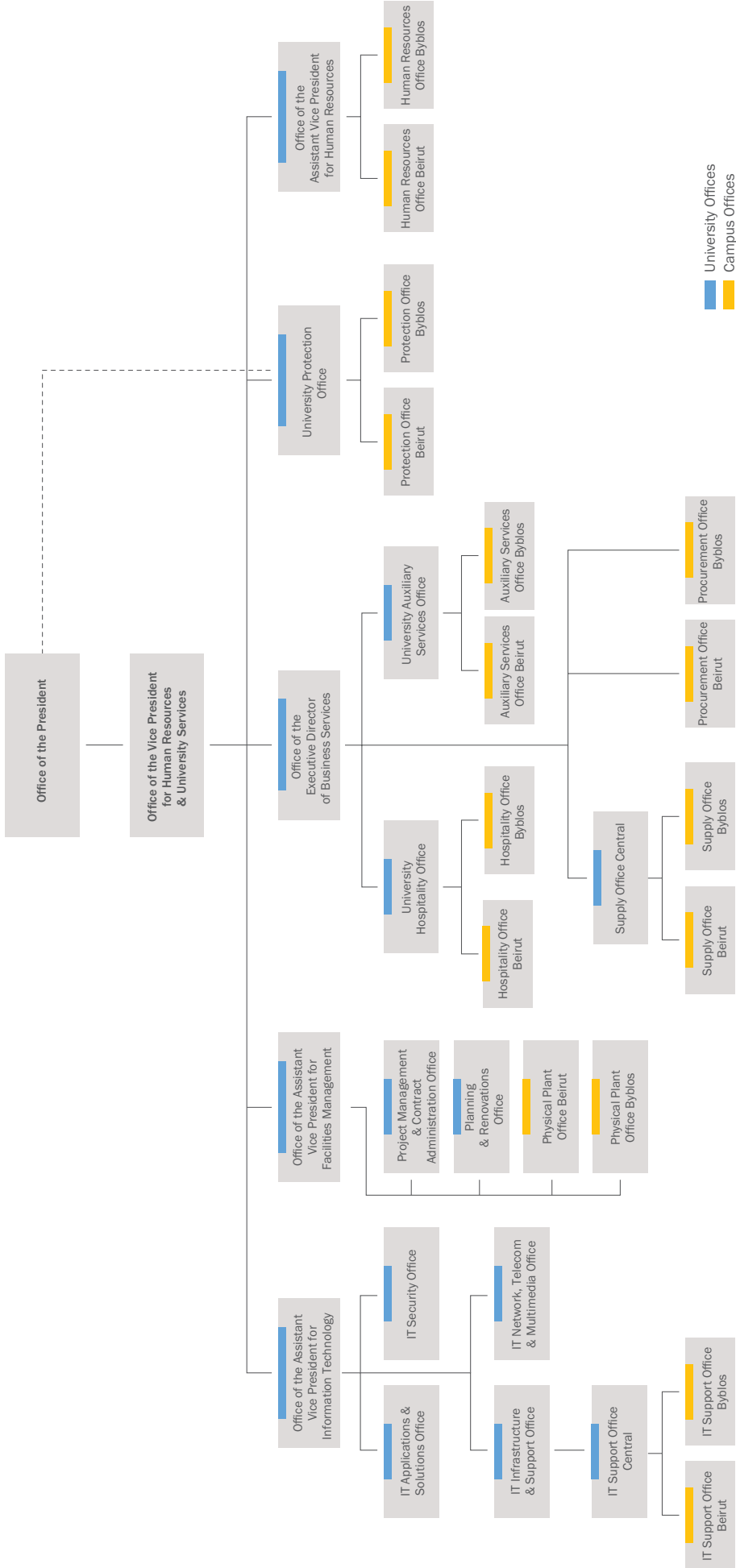
ORGANIZATIONAL CHART – PRESIDENT



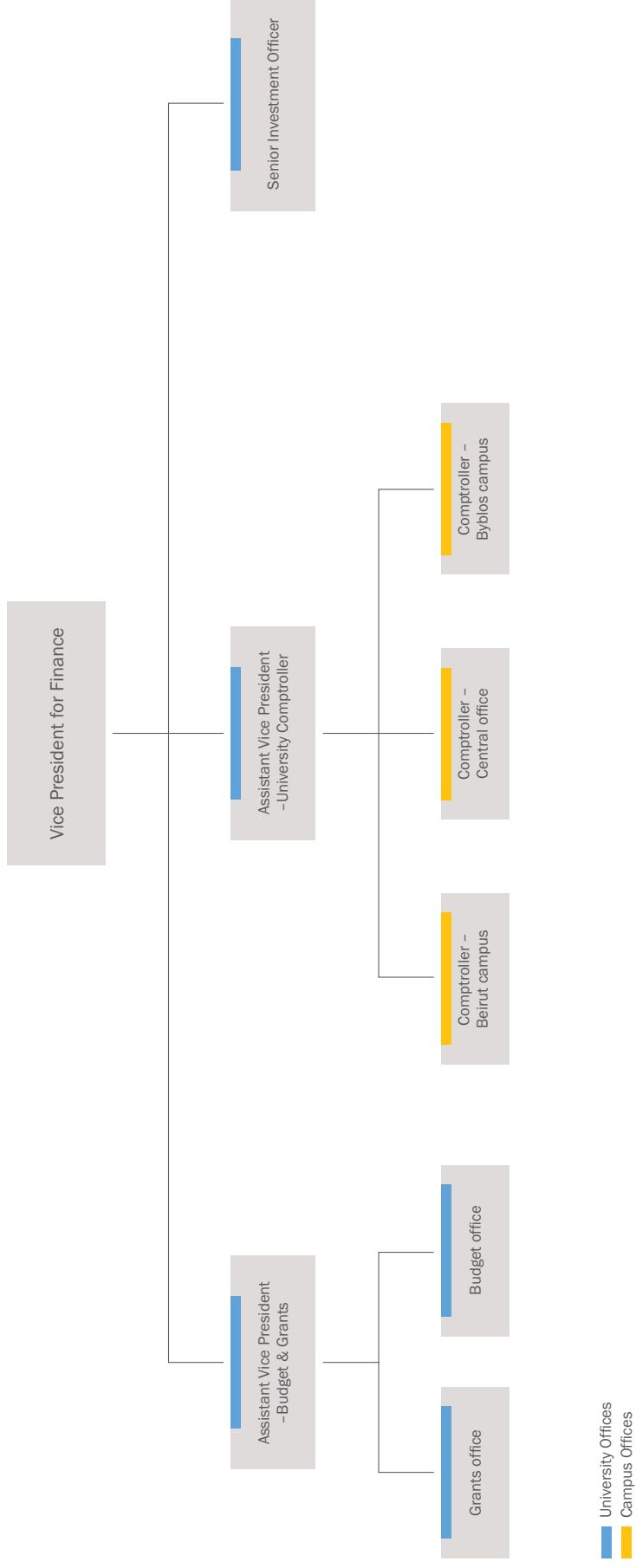
ORGANIZATIONAL CHART – STUDENT DEVELOPMENT AND ENROLLMENT MANAGEMENT



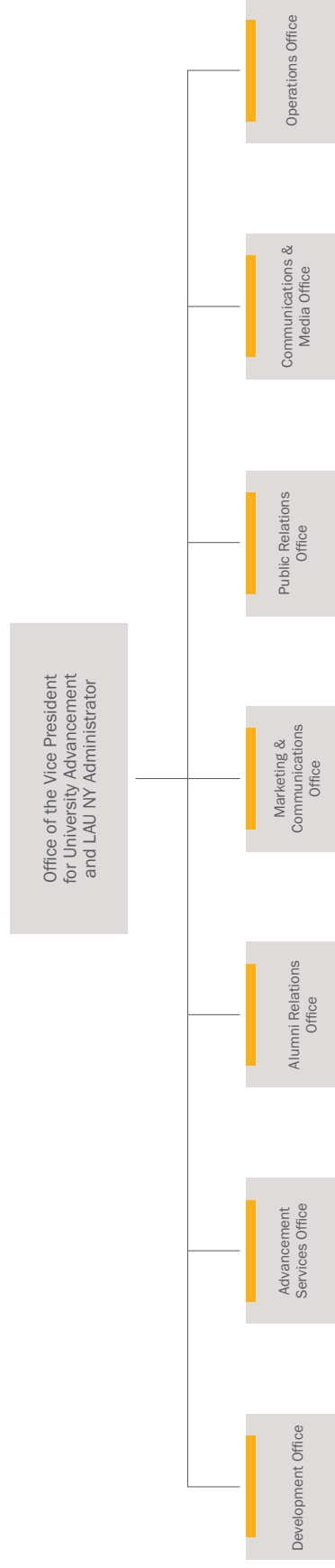
ORGANIZATIONAL CHART – HUMAN RESOURCES AND UNIVERSITY SERVICES



ORGANIZATIONAL CHART – FINANCE



ORGANIZATIONAL CHART – UNIVERSITY ADVANCEMENT



Admissions



ADMISSIONS PROFILE – ACADEMIC YEAR 2014-2015

	Very Important	Important	Considered	Not Considered
ACADEMIC				
Rigor of secondary school record	ö			
Class rank			ö	
Academic GPA	ö			
Standardized test scores	ö			
Application Essay				ö
Recommendation			ö	
NONACADEMIC				
Interview				ö
Extracurricular activities			ö	
Talent/ability			ö	
Character/personal qualities				ö
First generation				ö
Alumni/ae relation			ö	
Geographical residence				ö
State residency				ö
Religious affiliation/commitment				ö
Racial/ethnic status				ö
Volunteer work				ö
Work experience			ö	
Level of applicant's interest			ö	

STUDENT ADMISSIONS TRENDS – FALL 2009 TILL FALL 2014

	2009	2010	2011	2012	2013	2014
SOPHOMORE – UNDERGRADUATE						
Received Applications	2,597	2,621	2,745	3,113	3,181	3,412
Accepted Applications	1,932	2,023	2,189	2,490	2,712	3,000
Enrolled Applicants	1,319	1,234	1,350	1,264	1,396	1,516
% Accepted of Applied	74.4%	77.2%	79.7%	80.0%	85.3%	87.9%
% Enrolled of Accepted	68.3%	61.0%	61.7%	50.8%	51.5%	50.5%
Percent Change Year over Year						
Received Applications	-	0.9%	4.7%	13.4%	2.2%	7.3%
Accepted Applications	-	4.7%	8.2%	13.8%	8.9%	10.6%
Enrolled Applicants	-	-6.4%	9.4%	-6.4%	10.4%	8.6%
FRESHMAN – UNDERGRADUATE						
Received Applications	763	837	800	818	766	713
Accepted Applications	479	510	523	567	584	590
Enrolled Applicants	319	317	314	286	242	264
% Accepted of Applied	62.8%	60.9%	65.4%	69.3%	76.2%	82.7%
% Enrolled of Accepted	66.6%	62.2%	60.0%	50.4%	41.4%	44.7%
Percent Change Year over Year						
Received Applications	-	9.7%	-4.4%	2.3%	-6.4%	-6.9%
Accepted Applications	-	6.5%	2.5%	8.4%	3.0%	1.0%
Enrolled Applicants	-	-0.6%	-0.9%	-8.9%	-15.4%	9.1%

STUDENT ADMISSIONS TRENDS – FALL 2009 TILL FALL 2014

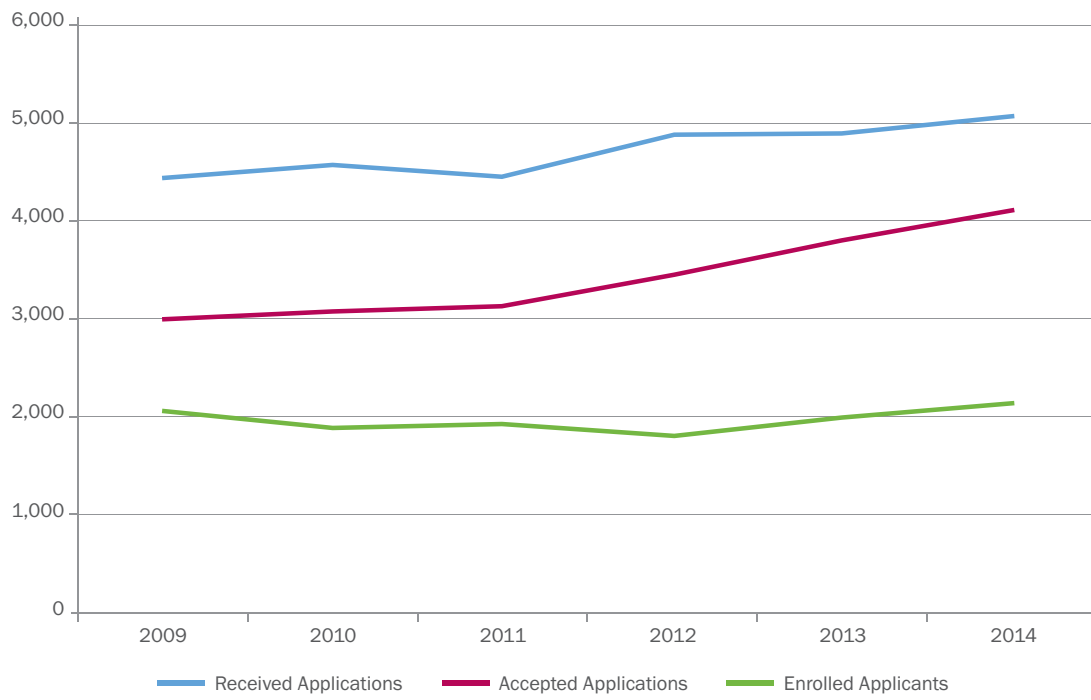
	2009	2010	2011	2012	2013	2014
TRANSFERS – UNDERGRADUATE						
Received Applications	375	402	378	373	374	309
Accepted Applications	190	154	162	138	191	140
Enrolled Applicants	118	87	93	83	108	96
% Accepted of Applied	50.7%	38.3%	42.9%	37.0%	51.1%	45.3%
% Enrolled of Accepted	62.1%	56.5%	57.4%	60.1%	56.5%	68.6%
Percent Change Year over Year						
Received Applications	-	7.2%	-6.0%	-1.3%	0.3%	-17.4%
Accepted Applications	-	-18.9%	5.2%	-14.8%	38.4%	-26.7%
Enrolled Applicants	-	-26.3%	6.9%	-10.8%	30.1%	-11.1%
POSTBACHELOR'S CERTIFICATE – UNDERGRADUATE						
Received Applications	17	9	21	15	30	17
Accepted Applications	14	5	21	15	23	14
Enrolled Applicants	9	2	8	7	16	12
% Accepted of Applied	82.4%	55.6%	100.0%	100.0%	76.7%	82.4%
% Enrolled of Accepted	64.3%	40.0%	38.1%	46.7%	69.6%	85.7%
Percent Change Year over Year						
Received Applications	-	-47.1%	133.3%	-28.6%	100.0%	-43.3%
Accepted Applications	-	-64.3%	320.0%	-28.6%	53.3%	-39.1%
Enrolled Applicants	-	-77.8%	300.0%	-12.5%	128.6%	-25.0%

	2009	2010	2011	2012	2013	2014
SPECIAL						
Received Applications	65	88	19	32	41	47
Accepted Applications	62	74	16	23	32	43
Enrolled Applicants	60	64	13	20	20	32
% Accepted of Applied	95.4%	84.1%	84.2%	71.9%	78.0%	91.5%
% Enrolled of Accepted	96.8%	86.5%	81.3%	87.0%	62.5%	74.4%
Percent Change Year over Year						
Received Applications	-	35.4%	-78.4%	68.4%	28.1%	14.6%
Accepted Applications	-	19.4%	-78.4%	43.8%	39.1%	34.4%
Enrolled Applicants	-	6.7%	-79.7%	53.8%	0.0%	60.0%
MASTER'S DEGREE						
Received Applications	487	416	312	259	249	328
Accepted Applications	274	226	125	103	149	214
Enrolled Applicants	194	149	88	80	118	149
% Accepted of Applied	56.3%	54.3%	40.1%	39.8%	59.8%	65.2%
% Enrolled of Accepted	70.8%	65.9%	70.4%	77.7%	79.2%	69.6%
Percent Change Year over Year						
Received Applications	-	-14.6%	-25.0%	-17.0%	-3.9%	31.7%
Accepted Applications	-	-17.5%	-44.7%	-17.6%	44.7%	43.6%
Enrolled Applicants	-	-23.2%	-40.9%	-9.1%	47.5%	26.3%

STUDENT ADMISSIONS TRENDS – FALL 2009 TILL FALL 2014

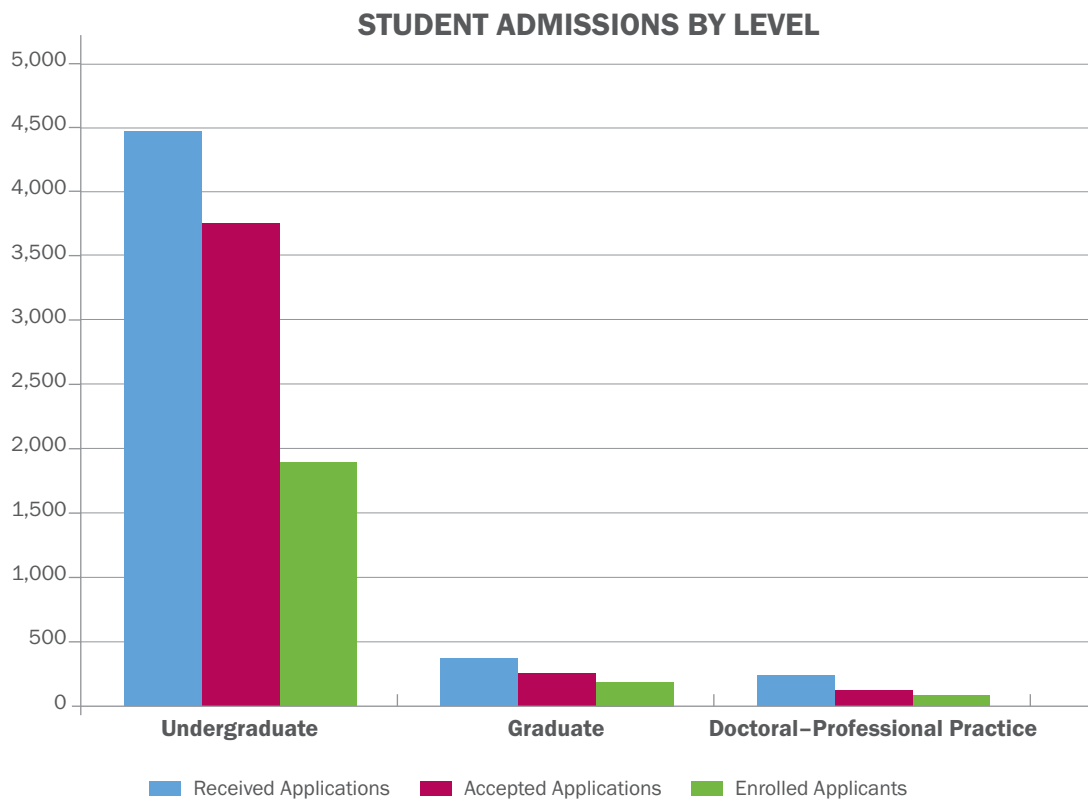
	2009	2010	2011	2012	2013	2014
DOCTORAL – PROFESSIONAL PRACTICE						
Received Applications	149	190	189	270	232	213
Accepted Applications	61	78	88	106	109	110
Enrolled Applicants	48	56	66	77	81	79
% Accepted of Applied	40.9%	41.1%	46.6%	39.3%	47.0%	51.6%
% Enrolled of Accepted	78.7%	71.8%	75.0%	72.6%	74.3%	71.8%
Percent Change Year over Year						
Received Applications	-	27.5%	-0.5%	42.9%	-14.1%	-8.2%
Accepted Applications	-	27.9%	12.8%	20.5%	2.8%	0.9%
Enrolled Applicants	-	16.7%	17.9%	16.7%	5.2%	-2.5%
TOTAL STUDENTS						
Received Applications	4,453	4,563	4,464	4,880	4,873	5,039
Accepted Applications	3,012	3,070	3,124	3,442	3,800	4,111
Enrolled Applicants	2,067	1,909	1,932	1,817	1,981	2,148
% Accepted of Applied	67.6%	67.3%	70.0%	70.5%	78.0%	81.6%
% Enrolled of Accepted	68.6%	62.2%	61.8%	52.8%	52.1%	52.3%
Percent Change Year over Year						
Received Applications	-	2.5%	-2.2%	9.3%	-0.1%	3.4%
Accepted Applications	-	1.9%	1.8%	10.2%	10.4%	8.2%
Enrolled Applicants	-	-7.6%	1.2%	-6.0%	9.0%	8.4%

STUDENT ADMISSIONS TRENDS



STUDENT ADMISSIONS BY LEVEL – FALL 2014

	Received Applications	Accepted Applications	Enrolled Applicants	Acceptance Rate	Yield Rate
Undergraduate	4,465	3,755	1,894	84.1%	50.4%
Graduate	361	246	175	68.1%	71.1%
Doctoral – Professional Practice	213	110	79	51.6%	71.8%
Total	5,039	4,111	2,148	81.6%	52.3%



STUDENT ADMISSIONS BY TYPE– FALL 2014

	Received Applications	Accepted Applications	Enrolled Applicants	Acceptance Rate	Yield Rate
Another Degree/Certificate Students	75	63	31	84.0%	49.2%
New First Time Students	4,067	3,541	1,761	87.1%	49.7%
New LAU Graduate Students	271	202	152	74.5%	75.2%
New Non-LAU Graduate Students	270	122	76	45.2%	62.3%
Special Students	47	43	32	91.5%	74.4%
Transfer Students	309	140	96	45.3%	68.6%
Total	5,039	4,111	2,148	81.6%	52.3%

** *New first-time student* is a student who has no prior postsecondary experience attending any institution for the first time at the undergraduate level. It includes students enrolled in the fall term.

STUDENT ADMISSIONS BY SCHOOL – FALL 2014

	Received Applications	Accepted Applications	Enrolled Applicants	Acceptance Rate	Yield Rate
Architecture and Design	483	404	201	83.6%	49.8%
Arts and Sciences	1,924	1,607	790	83.5%	49.2%
Business	1,148	921	531	80.2%	57.7%
Engineering	853	723	324	84.8%	44.8%
Medicine	160	73	47	45.6%	64.4%
Nursing	44	34	32	77.3%	94.1%
Pharmacy	265	221	139	83.4%	62.9%
No College Designated	156	122	81	78.2%	66.4%
Graduate Studies & Research	6	6	3	100.0%	50.0%
Total	5,039	4,111	2,148	81.6%	52.3%

NEW USAID-USP STUDENT COHORT – FALL 2014

	Received Applications	Accepted Applications	Enrolled Applicants
Architecture and Design	36	1	1
Arts and Sciences	428	42	42
Business	175	12	12
Engineering	176	4	4
Nursing	46	8	8
Total	861	67	67

* **USAID University Scholarship Program** aims to provide undergraduate scholarships for promising public high school students from all governorates of Lebanon, with the support of the United States Agency for International Development (USAID).

FIRST-TIME UNDERGRADUATE STUDENT ADMISSIONS BY SCHOOL – FALL 2014

	Received Applications	Accepted Applications	Enrolled Applicants	Acceptance Rate	Yield Rate
Architecture and Design	428	376	184	87.9%	48.9%
Arts and Sciences	1,676	1,471	690	87.8%	46.9%
Business	853	737	411	86.4%	55.8%
Engineering	803	704	314	87.7%	44.6%
Nursing	37	30	29	81.1%	96.7%
Pharmacy	173	156	93	90.2%	59.6%
No College Designated	104	74	46	71.2%	62.2%
Total	4,074	3,548	1,767	87.1%	49.8%

** **First-time student** is a student who has no prior postsecondary experience attending any institution for the first time at the undergraduate level. It also includes students enrolled in the fall term who attended college for the first time in the prior summer term, and students who entered with advanced standing.

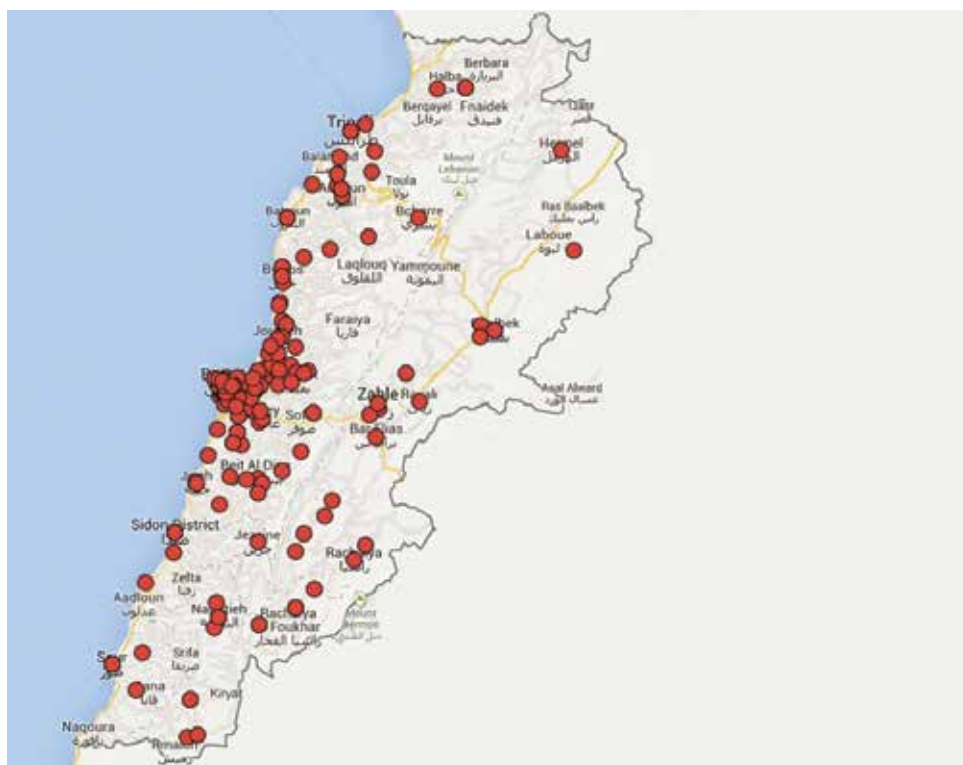
AVERAGE SAT SCORES OF ACCEPTED FIRST-TIME STUDENTS – FALL 2014

SAT Critical + SAT Math	
US National Average	1,010
Accepted First-Time Students	1,022

SCHOOL TYPE OF ACCEPTED FIRST-TIME STUDENTS – FALL 2014

		Number of Schools	Percentage of Total	Number of Students	Percentage of Total
Lebanese Schools	Private	279	88%	3,036	98%
	Public	38	12%	66	2%
	Total	317	100%	3,102	100%
Regional and International Schools	Private	174	100%	446	100%
	Total	174	100%	446	100%
Total Schools	Private	453	92%	3,482	98%
	Public	38	8%	66	2%
	Total	491	100%	3,548	100%

APPLICATIONS FROM LEBANESE HIGH SCHOOLS



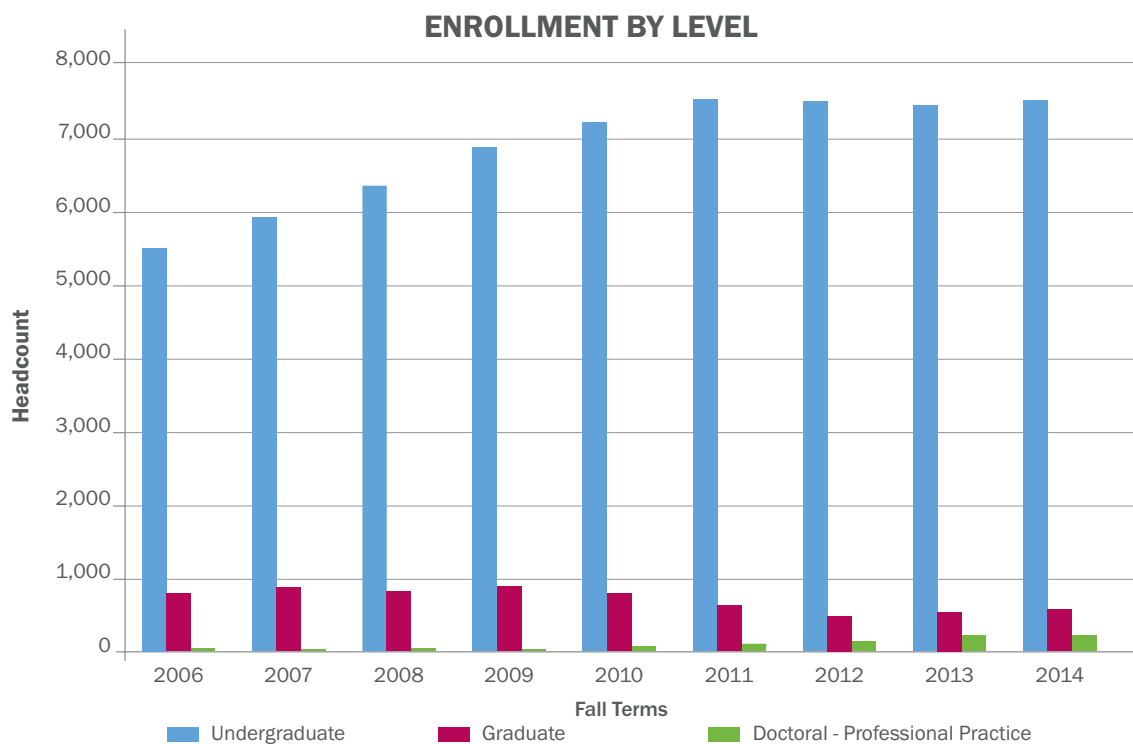
Governorate	Nb of High Schools
Beirut	55
Mount Lebanon	159
North Lebanon	36
Beqaa	29
Nabatieh	17
South Lebanon	31
Total	327

Enrollment



ENROLLMENT BY LEVEL – FALL TERMS 2006-2014

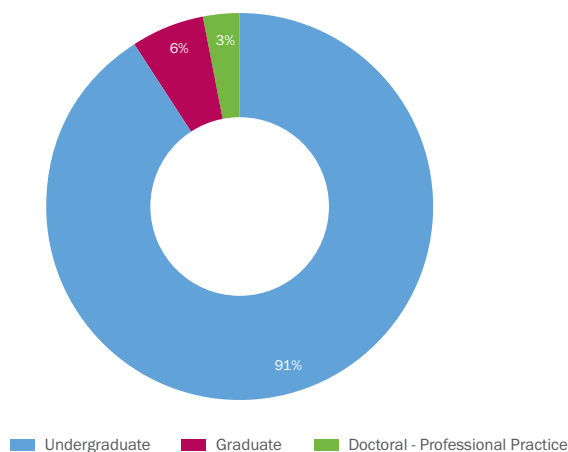
	2006	2007	2008	2009	2010	2011	2012	2013	2014
BEIRUT CAMPUS									
Undergraduate	3,795	4,089	4,379	4,641	4,750	4,827	4,508	4,285	4,126
Graduate	708	760	717	749	677	538	417	429	441
Total by Campus	4,503	4,849	5,096	5,390	5,427	5,365	4,925	4,714	4,567
BYBLOS CAMPUS									
Undergraduate	1,689	1,811	1,955	2,239	2,433	2,673	2,949	3,133	3,337
Graduate	99	110	113	136	126	111	92	95	100
Doctoral – Professional Practice	22	24	26	48	81	124	172	204	217
Total by Campus	1,810	1,945	2,094	2,423	2,640	2,908	3,213	3,432	3,654
UNIVERSITY WIDE									
Undergraduate	5,484	5,900	6,334	6,880	7,183	7,500	7,457	7,418	7,463
Graduate	807	870	830	885	803	649	509	524	541
Doctoral – Professional Practice	22	24	26	48	81	124	172	204	217
Total by University	6,313	6,794	7,190	7,813	8,067	8,273	8,138	8,146	8,221
% Change	0.2%	7.6%	5.8%	8.7%	3.3%	2.6%	-1.6%	0.1%	0.9%



ENROLLMENT BY LEVEL AND STUDENT TYPE – FALL 2014

Student Type	Number of Enrolled Students
UNDERGRADUATE	
Another Degree/Certificate Students	31
Continuing Students	5,467
Cross-registered Students from Other Universities	4
New First Time Students	1,761
Returning Students	98
Special Students	6
Transfer from Other Universities	96
Total by Level	7,463
GRADUATE	
Continuing Students	343
New LAU Graduate Students	86
New Non-LAU Graduate Students	63
Returning Students	23
Special Students	26
Total by Level	541
DOCTORAL – PROFESSIONAL PRACTICE	
Continuing Students	138
New LAU Graduate Students	66
New Non-LAU Graduate Students	13
Total by Level	217
Total	8,221

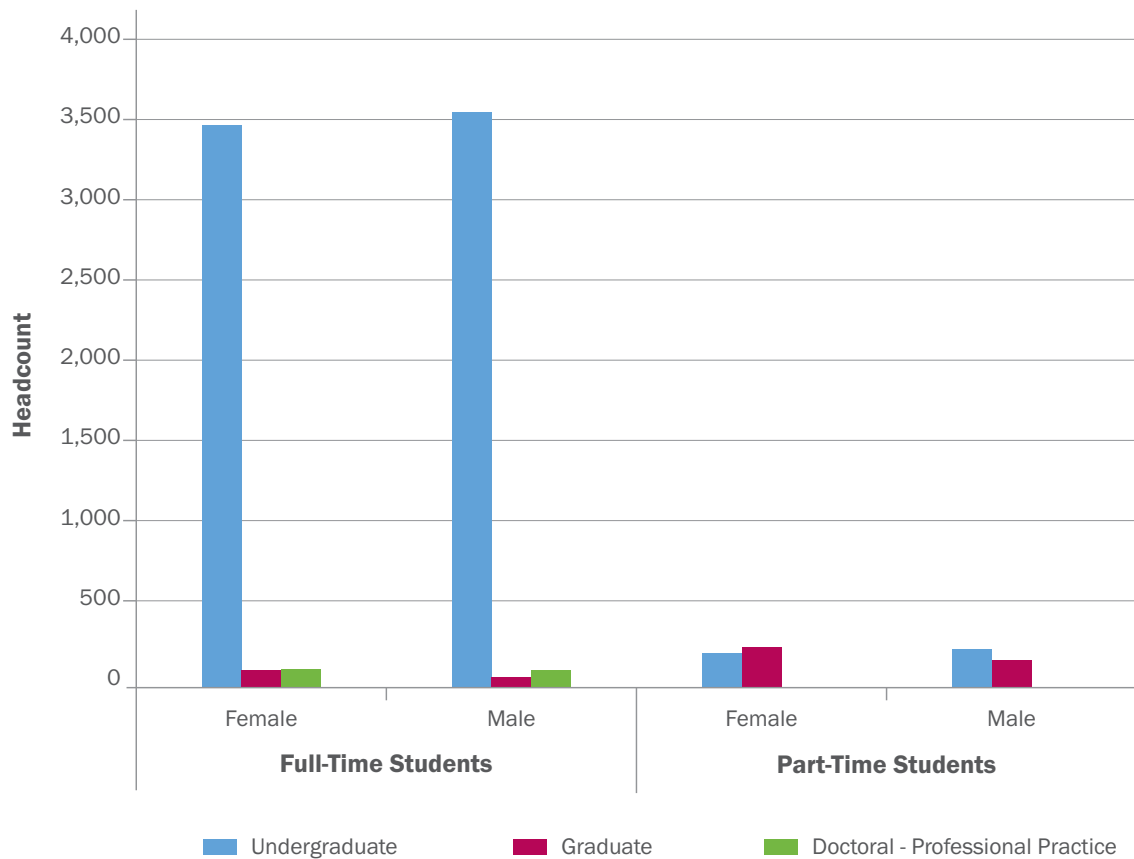
ENROLLMENT BY LEVEL



STUDENT ENROLLMENT BY GENDER AND STATUS - FALL 2014

	Full-Time Students		Part-Time Students		Total Students	
	Female	Male	Female	Male	Female	Male
Undergraduate	3,462	3,544	213	244	3,675	3,788
Graduate	102	55	244	140	346	195
Doctoral - Professional Practice	112	105	-	-	112	105
Total	3,676	3,704	457	384	4,133	4,088

STUDENT ENROLLMENT BY GENDER AND STATUS



ENROLLMENT BY LEVEL AND SCHOOL – FALL 2014

School	Number of Enrolled Students
UNDERGRADUATE	
Architecture and Design	1,122
Arts and Sciences	2,137
Business	2,270
Engineering	1,300
Nursing	95
Pharmacy	422
No College Designated	117
Total by Level	7,463
GRADUATE	
Arts and Sciences	216
Business	277
Engineering	19
Graduate Studies & Research	3
No College Designated	26
Total by Level	541
DOCTORAL – PROFESSIONAL PRACTICE	
Medicine	185
Pharmacy	32
Total by Level	217
Total	8,221

ENROLLMENT BY PROGRAM – FALL 2014

	Beirut campus	Byblos campus	University wide
ARCHITECTURE & DESIGN			
Undergraduate			
AAS-Graphic Design	1	-	1
AAS-Interior Design	-	1	1
B-Architecture	102	392	494
BA-Fashion Design	43	4	47
BA-Fine Arts	23	-	23
BS-Graphic Design	148	44	192
BA-Interior Architecture	182	47	229
BS-Interior Design	104	31	135
Total by Level	603	519	1,122
TOTAL BY SCHOOL	603	519	1,122

ARTS & SCIENCES

Graduate

MA-Comparative Literature	7	-	7
MA-Education	77	-	77
MA-International Affairs	45	26	71
MA-Migration Studies	3	-	3
MS-Computer Science	24	8	32
MS-Molecular Biology	-	26	26
Total by Level	156	60	216

Undergraduate

AA-Liberal Arts	2	-	2
AAS-Communication Media	4	-	4
AAS-Computer Science	1	-	1
BA-Arabic Language and Literature	2	-	2
BA-Communication Arts	204	48	252
BA-Education	86	-	86
BA-English	25	1	26
BA-History	3	3	6

	Beirut campus	Byblos campus	University wide
BA-Philosophy	3	-	3
BA-Political Science	18	1	19
BA-Political Science/International Affairs	65	41	106
BA-Psychology	89	37	126
BA-Social Work	13	-	13
BA-Translation	10	-	10
BS-Bioinformatics	8	12	20
BS-Biology	256	257	513
BS-Chemistry	39	11	50
BS-Computer Science	154	59	213
BS-Mathematics	34	3	37
BS-Math Education	1	-	1
BS-Nutrition	175	58	233
BS-Nutrition and Dietetics	6	5	11
Freshman Arts	202	51	253
Freshman Science	76	51	127
Teaching Diploma	23	-	23
Total by Level	1,499	638	2,137
TOTAL BY SCHOOL	1,655	698	2,353

BUSINESS

Graduate

Executive Master of Business Administration	33	-	33
Master of Business Administration	179	19	198
MA in Applied Economics	11	-	11
Master in Business Law	35	-	35
Total by Level	258	19	277

Undergraduate

AAS-Business Management	6	1	7
BS-Business Studies	1,512	463	1,975
BS-Economics	128	88	216
BS-Hospitality and Tourism Management	68	4	72
Total by Level	1,714	556	2,270
TOTAL BY SCHOOL	1,972	575	2,547

	Beirut campus	Byblos campus	University wide
--	---------------	---------------	-----------------

ENGINEERING

Graduate

MSE-Civil and Environmental Engineering	-	7	7
MSE-Computer Engineering	-	4	4
MSE-Industrial Engineering and Engineering Management	-	8	8
Total by Level	-	19	19

Undergraduate

BE-Civil Engineering	54	474	528
BE-Computer Engineering	26	133	159
BE-Electrical Engineering	6	87	93
BE-Industrial Engineering	8	103	111
BE-Mechanical Engineering	49	323	372
BE-Petroleum Engineering	13	24	37
Total by Level	156	1,144	1,300
TOTAL BY SCHOOL	156	1,163	1,319

MEDICINE

Doctoral – Professional Practice

Doctor of Medicine	-	185	185
Total by Level	-	185	185
TOTAL BY SCHOOL	-	185	185

NURSING

Undergraduate

BS-Nursing	23	72	95
Total by Level	23	72	95
TOTAL BY SCHOOL	23	72	95

	Beirut campus	Byblos campus	University wide
PHARMACY			
Undergraduate			
BS-Pharmacy	50	372	422
Total by Level	50	372	422
Doctoral – Professional Practice			
Doctor of Pharmacy	-	32	32
Total by Level	-	32	32
TOTAL BY SCHOOL	50	404	454
GRADUATE STUDIES & RESEARCH			
Graduate			
Master in Actuarial Studies	3	-	3
Total by Level	3	-	3
TOTAL BY SCHOOL	3	-	3
OTHERS			
Undergraduate			
B-Undecided	22	18	40
Bridge program-SAS	14	3	17
Bridge program-SOB	32	5	38
Excelsior	6	1	7
Special	7	8	15
Total by Level	81	32	117
Graduate			
Special	24	2	26
Total by Level	24	2	26
TOTAL BY SCHOOL	105	34	143
GRAND TOTAL	4,567	3,654	8,221

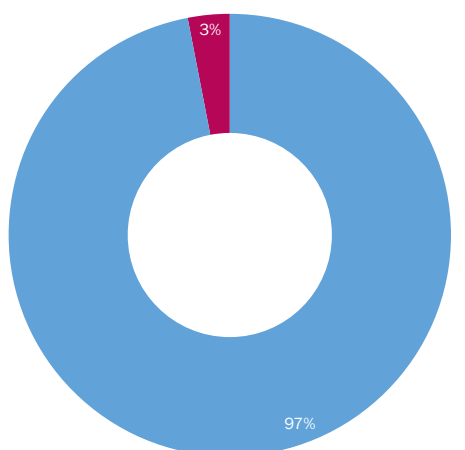
FTE AND HEADCOUNT ENROLLMENT OF DEGREE SEEKING AND NON-DEGREE SEEKING STUDENTS – FALL 2014

	Headcount	FTE
DEGREE SEEKING STUDENTS		
Associate	16	14.93
Bachelor's	6,967	7126.04
Master's	515	315.21
Doctoral – Professional Practice (Pharm-D, MD)	217	217.00
Postbachelor's certificate (TD)	23	11.80
Others (Excelsior, Freshman Arts, Freshman Science, Bridge Program)	442	411.61
Total Degree Seeking Students	8,180	8,096.59
NON-DEGREE SEEKING STUDENTS		
Special Program	41	30.61
Total Non-Degree Seeking Students	41	30.61
Total Students	8,221	8,127.20

STUDENT ENROLLMENT BY HEADCOUNT, CREDIT HOURS AND FTE – FALL 2014

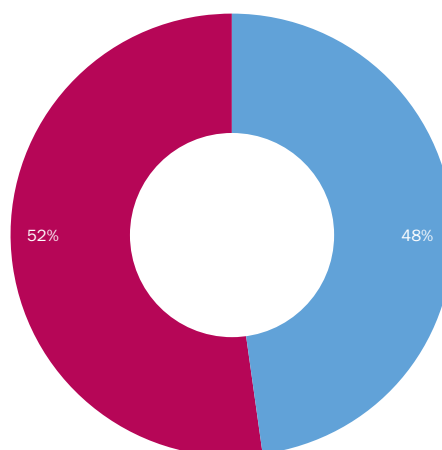
	Full-Time Students			Part-Time Students			Total Students		
	Head-count	Credit Hours	FTE	Head-count	Credit Hours	FTE	Head-count	Credit Hours	FTE
Undergraduate	7,006	110,067	7,338.71	457	3,497	233.41	7,463	113,564	7,572.12
Graduate	157	1,497	163.93	384	1,619	174.15	541	3,116	338.08
Total	7,163	111,564	7,502.64	841	5,116	407.56	8,004	116,680	7,910.20

UNDERGRADUATE FTE ENROLLMENT



■ Full-Time Students ■ Part-Time Students

GRADUATE FTE ENROLLMENT



■ Full-Time Students ■ Part-Time Students

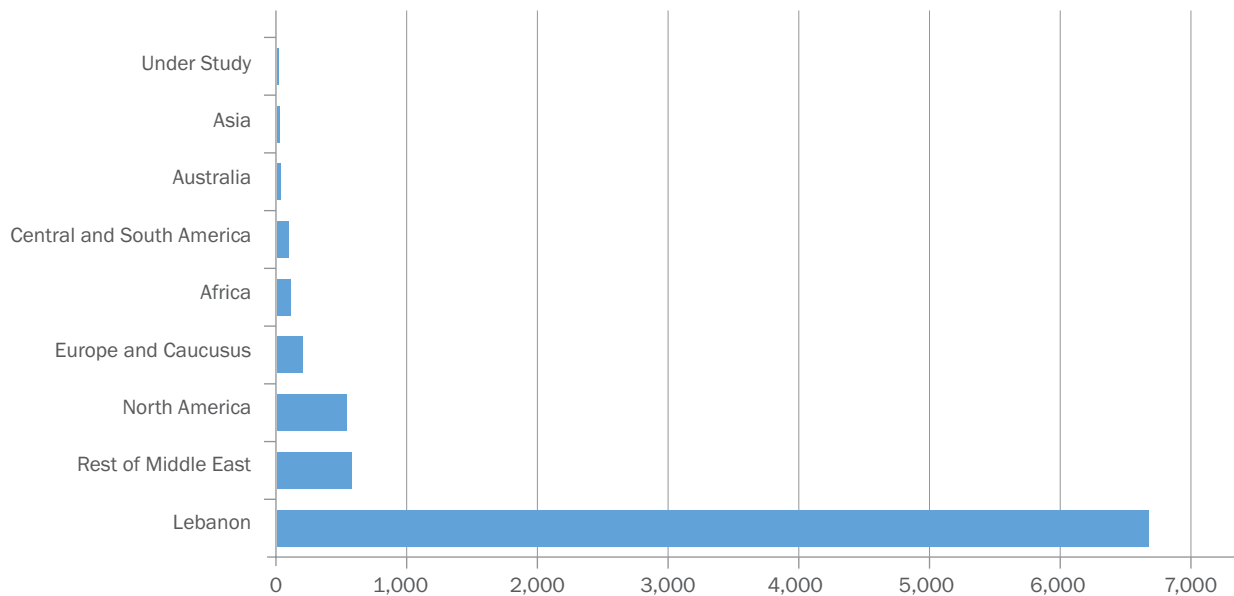
ACADEMIC YEAR 2014-2015

	Full-Time Students		
	Headcount	Credit Hours	FTE
Doctoral-Professional Practice	217	8,520	217.00

ENROLLMENT BY PLACE OF ORIGIN – FALL 2014

Place of Origin	Number of Students	Percentage of Total
Lebanon	6,651	80.90%
Rest of Middle East	575	6.99%
North America	540	6.57%
Europe and Caucasus	210	2.56%
Africa	107	1.30%
Central and South America	95	1.16%
Australia	38	0.46%
Asia	4	0.05%
Under Study	1	0.01%
Total	8,221	100.0%

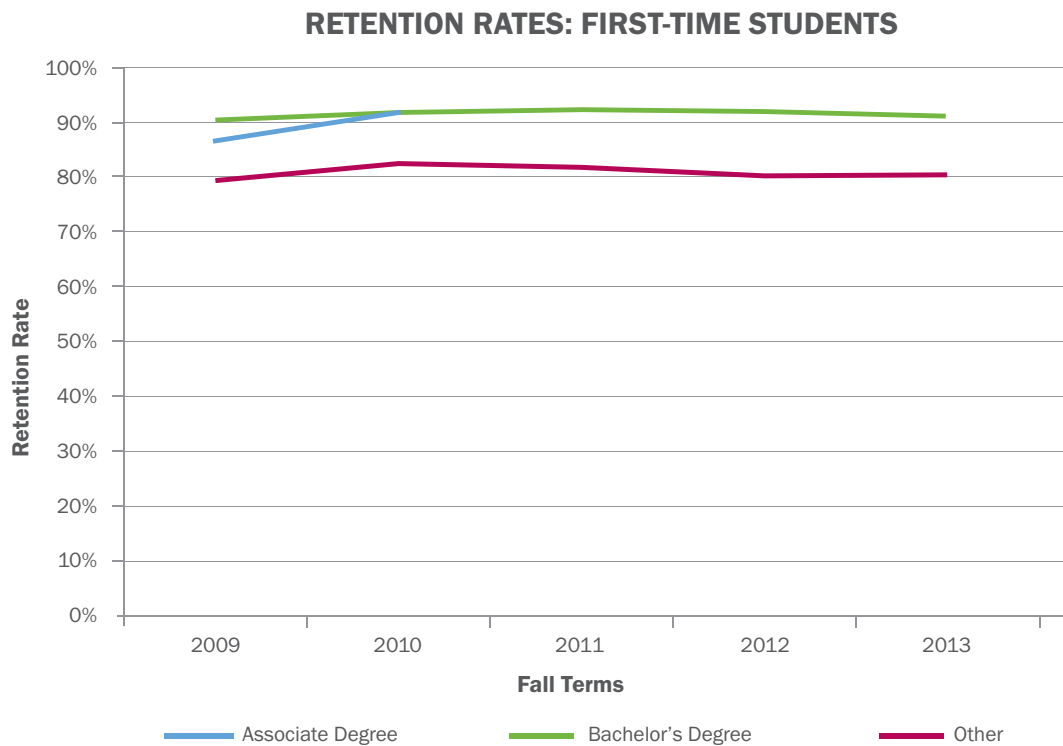
ENROLLMENT BY PLACE OF ORIGIN



RETENTION RATES: FIRST-TIME STUDENTS – FALL 2009 TO FALL 2013

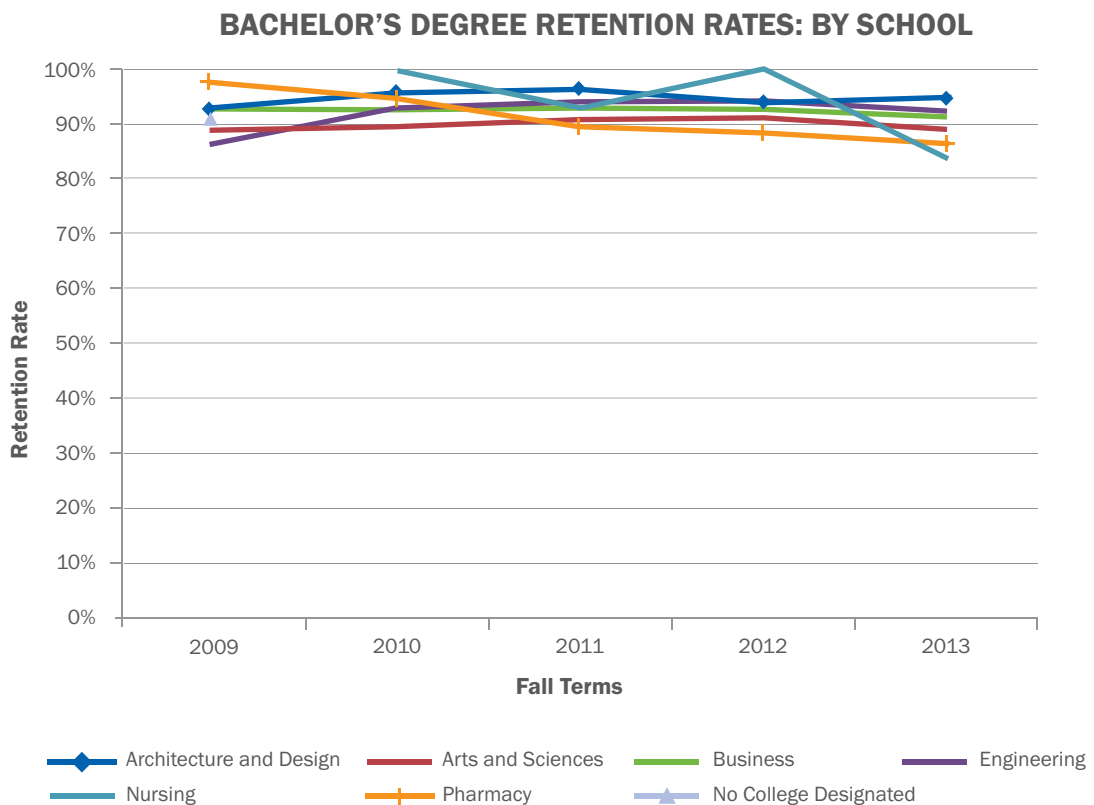
	2009		2010		2011		2012		2013	
	Entering Cohort	Retention Rate	Entering Cohort	Retention Rate	Entering Cohort	Retention Rate	Entering Cohort	Retention Rate	Entering Cohort	Retention Rate
Associate Degree	54	87.0%	26	92.3%	-	-	-	-	-	-
Bachelor's Degree	1,361	90.8%	1,252	92.2%	1,364	92.4%	1,232	92.3%	1,320	90.8%
Other (Freshman Class & Bridge Students)	279	79.6%	294	82.3%	320	81.3%	286	80.8%	289	80.3%
Total	1,694	88.8%	1,572	90.3%	1,684	90.3%	1,518	90.1%	1,609	88.9%

* **Retention rate** is the percentage of full time first-time degree-seeking undergraduates from the specified fall cohort who are again enrolled in the next fall.



BACHELOR'S DEGREE RETENTION RATES: BY SCHOOL FALL 2009 TO FALL 2013

	2009		2010		2011		2012		2013	
	Entering Cohort	Retention Rate	Entering Cohort	Retention Rate	Entering Cohort	Retention Rate	Entering Cohort	Retention Rate	Entering Cohort	Retention Rate
Architecture and Design	194	92.8%	212	95.3%	147	95.9%	127	93.7%	131	94.7%
Arts and Sciences	337	88.4%	388	89.2%	404	90.6%	406	90.9%	404	89.1%
Business	494	92.3%	366	92.6%	418	93.1%	352	92.9%	400	91.5%
Engineering	213	85.9%	186	92.5%	264	93.2%	250	93.6%	279	92.5%
Nursing	-	-	10	100.0%	28	92.9%	21	100.0%	25	84.0%
Pharmacy	112	97.3%	90	94.4%	103	89.3%	76	88.2%	81	86.4%
No College Designated	11	90.9%	-	-	-	-	-	-	-	-
Total	1,361	90.8%	1,252	92.2%	1,364	92.4%	1,232	92.3%	1,320	90.8%



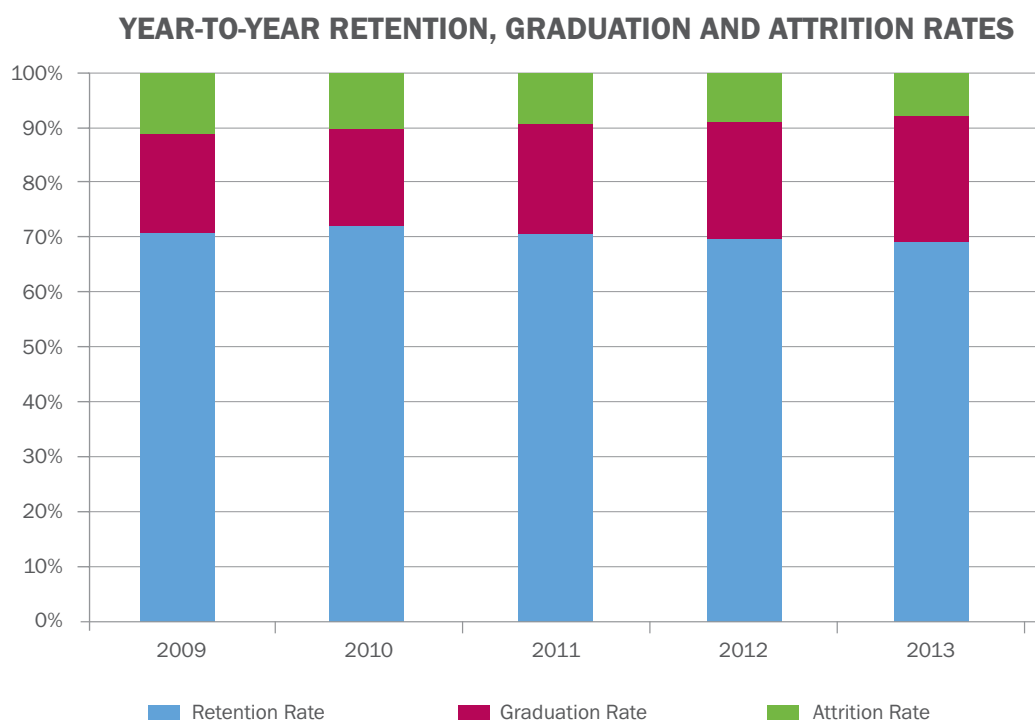
YEAR-TO-YEAR RETENTION, GRADUATION AND ATTRITION RATES – FALL 2009 TO FALL 2013

	2009		2010		2011		2012		2013	
	N	%	N	%	N	%	N	%	N	%
Undergraduate Cohort	6,880		7,183		7,500		7,457		7,418	
Year-to-Year Retention Rate	4,901	71%	5,196	72%	5,349	71%	5,205	70%	5,171	70%
Year-to-Year Graduation Rate	1,217	18%	1,297	18%	1,481	20%	1,567	21%	1,666	22%
Year-to-Year Attrition Rate	762	11%	690	10%	670	9%	685	9%	581	8%

* **Year-to-Year Retention Rate** is the percentage of undergraduates from the specified fall cohort who are again enrolled in the next fall.

* **Year-to-Year Graduation Rate** is the percentage of undergraduates enrolled in the specified fall cohort who graduated during the academic year (current fall, and the following spring, summer I and summer II).

* **Year-to-Year Attrition Rate** is the percentage of students in the specified fall cohort who neither graduate nor continue studying in a degree program at the institution in the next fall.





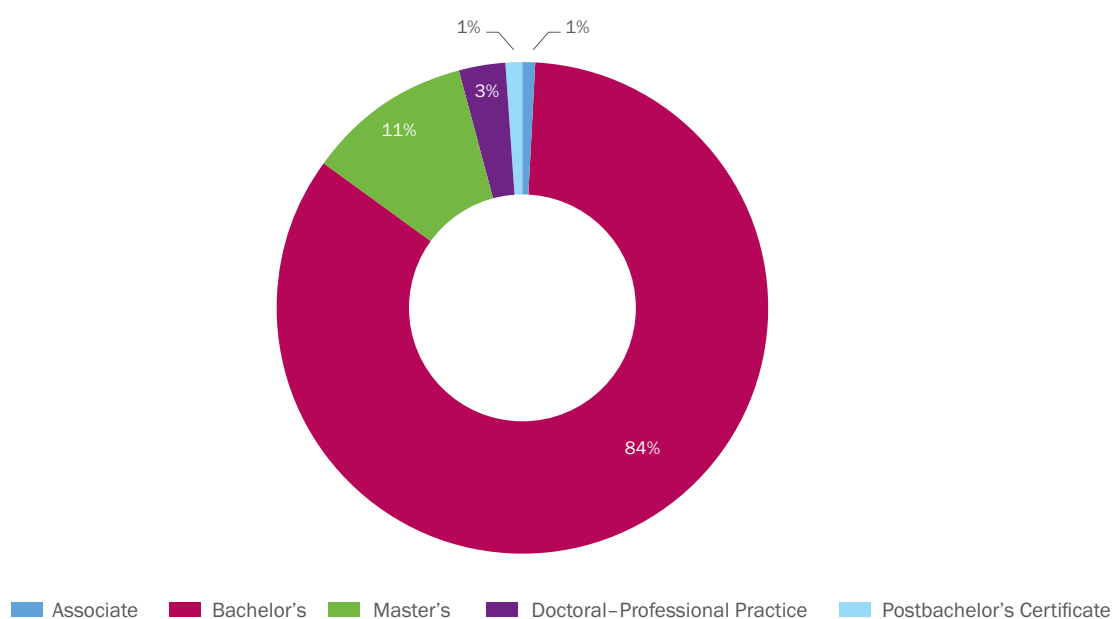
Degrees Conferred



DEGREES CONFERRED BY SCHOOL JULY 1, 2013 TO JUNE 30, 2014

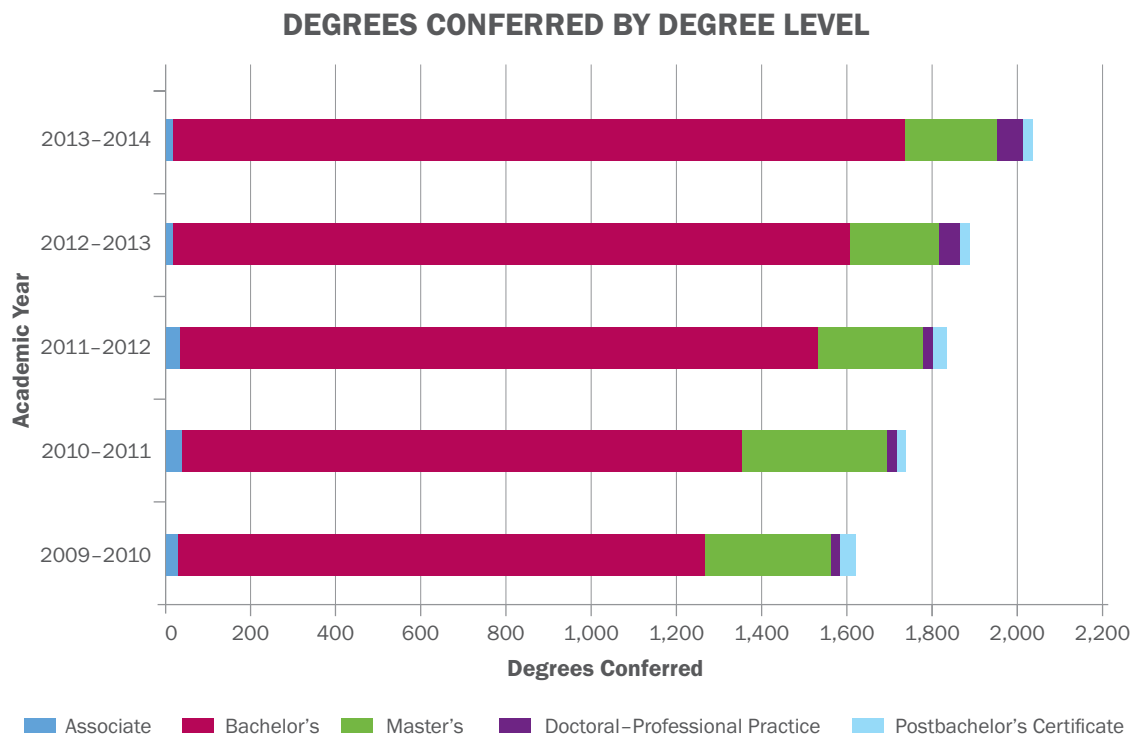
	Associate	Bachelor's	Master's	Doctoral – Professional Practice	Postbachelor's Certificate	Total
Architecture and Design	4	237	-	-	-	241
Arts and Sciences	2	378	75	-	25	480
Business	9	831	133	-	-	973
Engineering	-	174	10	-	-	184
Medicine	-	-	-	32	-	32
Nursing	-	24	-	-	-	24
Pharmacy	-	74	-	29	-	103
Total	15	1,718	218	61	25	2,037

DEGREES CONFERRED



DEGREES CONFERRED BY DEGREE LEVEL JULY 1 THROUGH JUNE 30

	2009-2010	2010-2011	2011-2012	2012-2013	2013-2014
Associate	23	34	40	27	15
Bachelor's	1,231	1,295	1,485	1,615	1,718
Master's	298	326	277	210	218
Doctoral - Professional Practice	24	24	26	50	61
Postbachelor's Certificate	37	26	28	30	25
Certificate	1	-	-	-	-
Total	1,614	1,705	1,856	1,932	2,037
% Change	7.5%	5.6%	8.9%	4.1%	5.4%



UNDERGRADUATE DEGREE PROGRAMS AND MAJORS OFFERED FALL 2014

School of Architecture and Design

Bachelor of Architecture (B.ARCH.)

Architecture	With minors in	Digital Media Islamic Art Architecture and Design	176 credits
--------------	----------------	--	-------------

Bachelor of Arts (B.A.)

Fine Arts			92 credits
Fashion Design			130 credits
Interior Architecture	With minors in	Graphic Design Islamic Art and Architecture	139 credits

Bachelor of Science (B.S.)

Interior Design			110 credits
Graphic Design	With emphasis on	Digital Design Print Design	118 credits

UNDERGRADUATE DEGREE PROGRAMS AND MAJORS OFFERED FALL 2014

School of Arts And Sciences

Bachelor of Arts (B.A.)

Arabic Language & Literature			92 credits
Communication Arts	With emphasis on	Journalism Radio / TV / Film Theater	92 credits
Education	With emphasis on	Early Childhood Education Elementary Education	95 credits
English	With emphasis on	English Language English Literature	92 credits
History			92 credits
Philosophy			92 credits
Translation	With emphasis on	French Translation Business Translation	92 credits
Political Science			92 credits
Political Science / International Affairs			92 credits
Psychology			92 credits
Social Work			92 credits

Bachelor of Science (B.S.)

Biology			96 credits
Bioinformatics			103 credits
Chemistry			92 credits
Computer Science			92 credits
Coordinated Program in Dietetics			121 credits
Mathematics			92 credits
Nutrition			99 credits

Special Degree

Teaching Diploma (TD)

Teaching Diploma	in	Elementary Level Intermediate and Secondary Level	21 credits
------------------	----	--	------------

School of Business

Bachelor of Science (B.S.)

Business Studies	With emphasis on	Accounting Banking and Finance Family and Entrepreneurial Business International Business Information Technology Management Management Marketing	92 credits
Economics			92 credits
Hospitality and Tourism Management			94 credits

School of Engineering

Bachelor of Engineering (B.E.)

Civil Engineering		150 credits
Computer Engineering		150 credits
Electrical Engineering		150 credits
Industrial Engineering		150 credits
Mechanical Engineering		150 credits
Petroleum Engineering		150 credits

School of Nursing

Bachelor of Science (B.S.)

Nursing		103 credits
---------	--	-------------

School of Pharmacy

Bachelor of Science in Pharmacy

Pharmacy		174 credits
----------	--	-------------

GRADUATE DEGREE PROGRAMS AND MAJORS OFFERED FALL 2014

School of Arts and Sciences

Master of Arts (M.A.)

Comparative Literature	30 credits
Education	30 credits
International Affairs	30 credits
Migration Studies	30 credits
Women and Gender Studies	30 credits

Master of Science (M.S.)

Computer Science	30 credits
Molecular Biology	30 credits

School of Business

Master of Business Administration (M.B.A.)

Business Administration	39 credits
-------------------------	------------

Executive Master's Program (E.M.B.A.)

Business Administration	36 credits
-------------------------	------------

Master of Arts (M.A.)

Applied Economics	30 credits
-------------------	------------

Master of Law (LL.M.)

Business Law	30 credits
--------------	------------

School of Engineering

Master of Science in Engineering (M.S.E.)

Civil and Environmental Engineering	Infrastructure and Construction Management Environmental Science, Engineering and Management Engineering Mechanics	30 credits
Computer Engineering	Computer Engineering Computer and Communication Engineering	30 credits
Industrial Engineering and Engineering Management	Engineering Management	30 credits

Graduate Studies & Research

Executive Master of Arts (EMAAS)

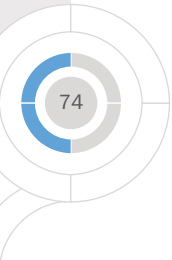
Actuarial Studies	36 credits
-------------------	------------

DOCTORAL – PROFESSIONAL PRACTICE DEGREE PROGRAMS AND MAJORS OFFERED – ACADEMIC YEAR 2014-2015

School of Medicine	
Doctor of Medicine (M.D.)	

School of Pharmacy	
Doctor of Pharmacy (Pharm.D)	
Pharm-D	201 credits*

* Includes 174 credits as required for Bachelor of Science in Pharmacy degree in addition to 27 credits required for Doctor of Pharmacy degree.



BACHELOR'S DEGREES 150% GRADUATION RATES ENTERING COHORTS 2004–2008

	2004		2005		2006		2007		2008	
	N	%	N	%	N	%	N	%	N	%
Bachelor of Arts and Bachelor of Science	489	69.3%	602	72.6%	613	74.2%	738	77.0%	701	71.6%
Bachelor of Engineering	115	69.6%	133	66.9%	113	70.8%	144	75.7%	147	66.0%
Bachelor of Pharmacy	92	75.0%	106	79.2%	76	78.9%	101	n.a.	94	n.a.
Bachelor of Architecture	11	81.8%	8	87.5%	18	77.8%	24	n.a.	40	n.a.
Bachelor of Arts in Interior Architecture	3	66.7%	7	100.0%	2	100.0%	12	75.0%	15	86.7%
Total Bachelor's Degrees	710	70.3%	856	72.9%	822	74.2%	1,019	67.3%	997	61.4%

* **150% graduation rate** is the percentage of students entering the institution as full-time, first-time, degree seeking undergraduate students in the specified fall cohort who have completed their degree within 150 percent of normal time to completion.

Bachelor of Arts and Bachelor of Science: 4.5 years

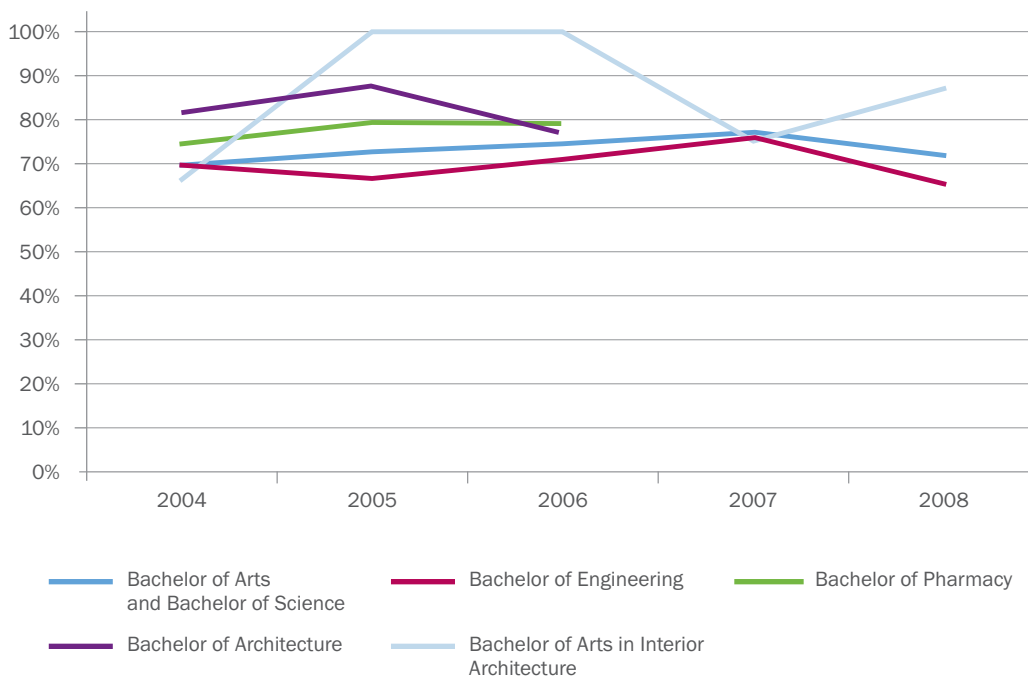
Bachelor of Engineering: 6 years

Bachelor of Pharmacy: 7.5 years

Bachelor of Architecture: 7.5 years

Bachelor of Interior Architecture: 6 years

BACHELOR'S DEGREES 150% GRADUATION RATES

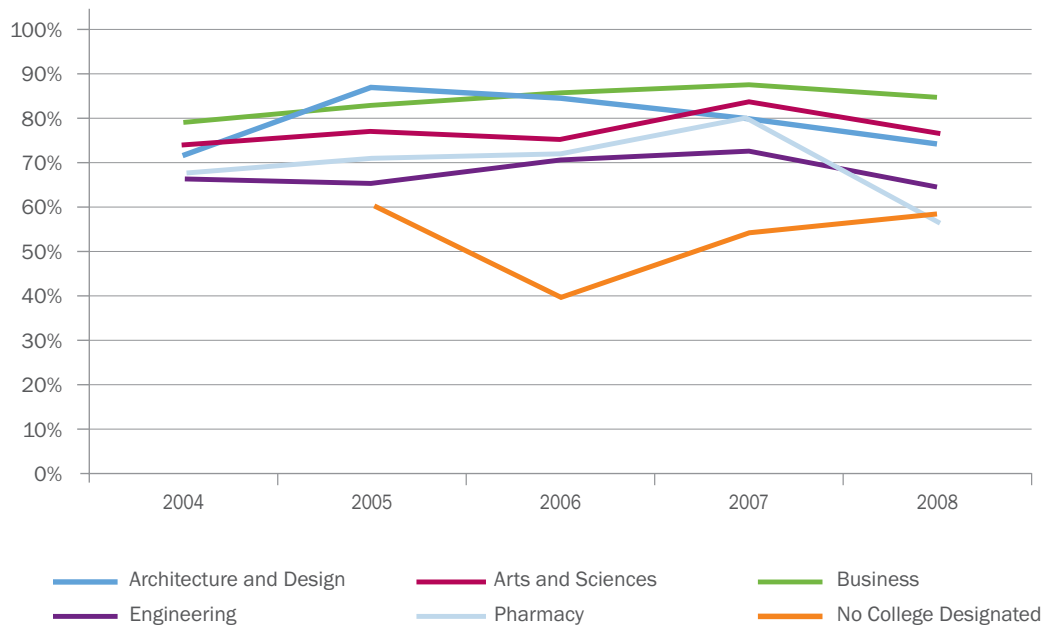


BACHELOR'S DEGREES SIX-YEAR GRADUATION RATES ENTERING COHORTS 2004-2008

	2004		2005		2006		2007		2008	
	N	%	N	%	N	%	N	%	N	%
Architecture and Design	71	71.8%	67	86.6%	73	84.9%	105	80.0%	116	74.1%
Arts and Sciences	131	74.1%	140	77.1%	166	75.3%	172	83.7%	180	76.7%
Business	299	79.6%	405	83.0%	384	86.2%	486	87.7%	448	84.8%
Engineering	115	67.0%	133	65.4%	113	70.8%	144	72.9%	147	64.6%
Pharmacy	92	68.5%	106	70.8%	76	72.4%	101	80.2%	94	56.4%
No College Designated	2	0.0%	5	60.0%	10	40.0%	11	54.5%	12	58.3%
Total Bachelor's Degrees	710	74.1%	856	77.9%	822	79.9%	1019	83.0%	997	76.1%

* *Six-year graduation rate* is the percentage of students entering the institution as full-time, first-time, degree seeking undergraduate students in the specified fall cohort who have completed their degree within six years.

BACHELOR'S DEGREES SIX-YEAR GRADUATION RATES



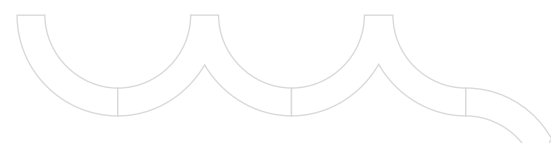
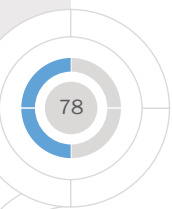
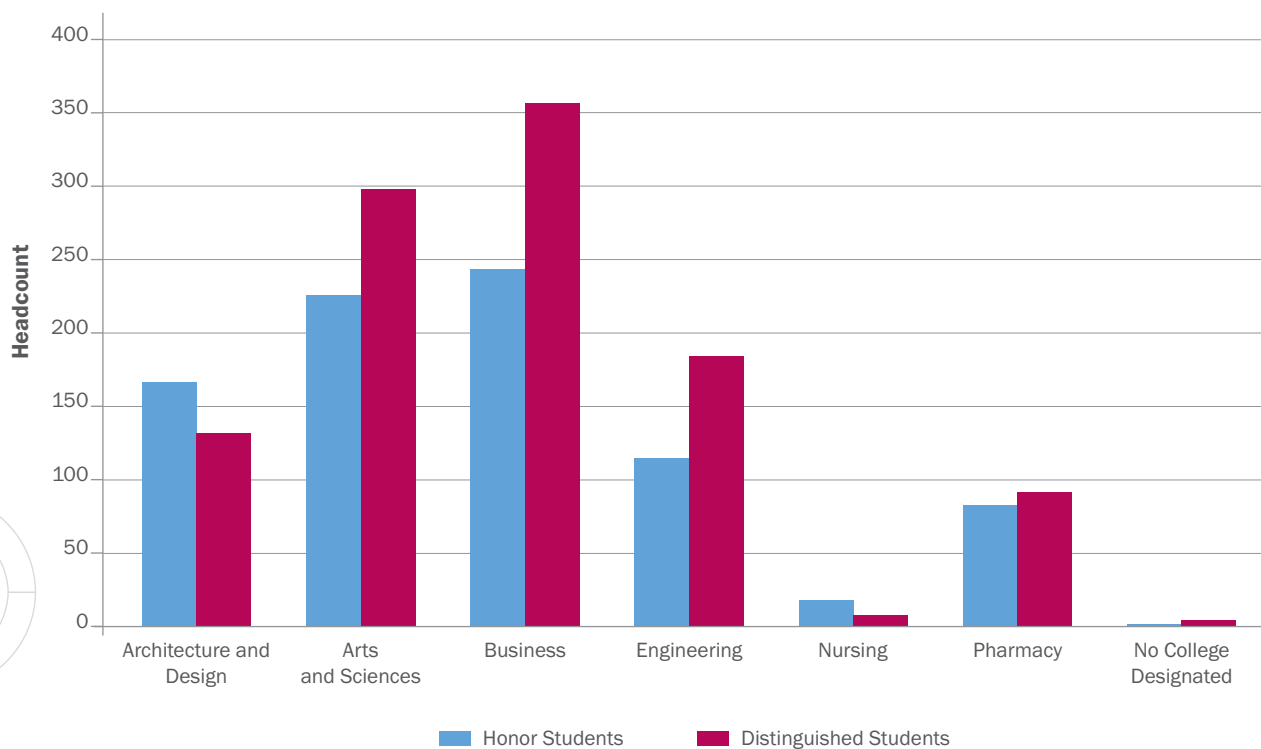
Academic and Student Related Information



HONOR AND DISTINGUISHED UNDERGRADUATE STUDENTS FALL 2013

	Undergraduate Enrolled Students	Honor Students		Distinguished Students	
		Number of Students	% of Enrolled Students	Number of Students	% of Enrolled Students
Architecture and Design	1,139	167	15%	132	12%
Arts and Sciences	2,089	227	11%	299	14%
Business	2,417	243	10%	356	15%
Engineering	1,181	116	10%	186	16%
Nursing	89	19	21%	8	9%
Pharmacy	410	83	20%	93	23%
No College Designated	93	2	2%	5	5%
Total	7,418	857	12%	1,079	15%

HONOR AND DISTINGUISHED UNDERGRADUATE STUDENTS

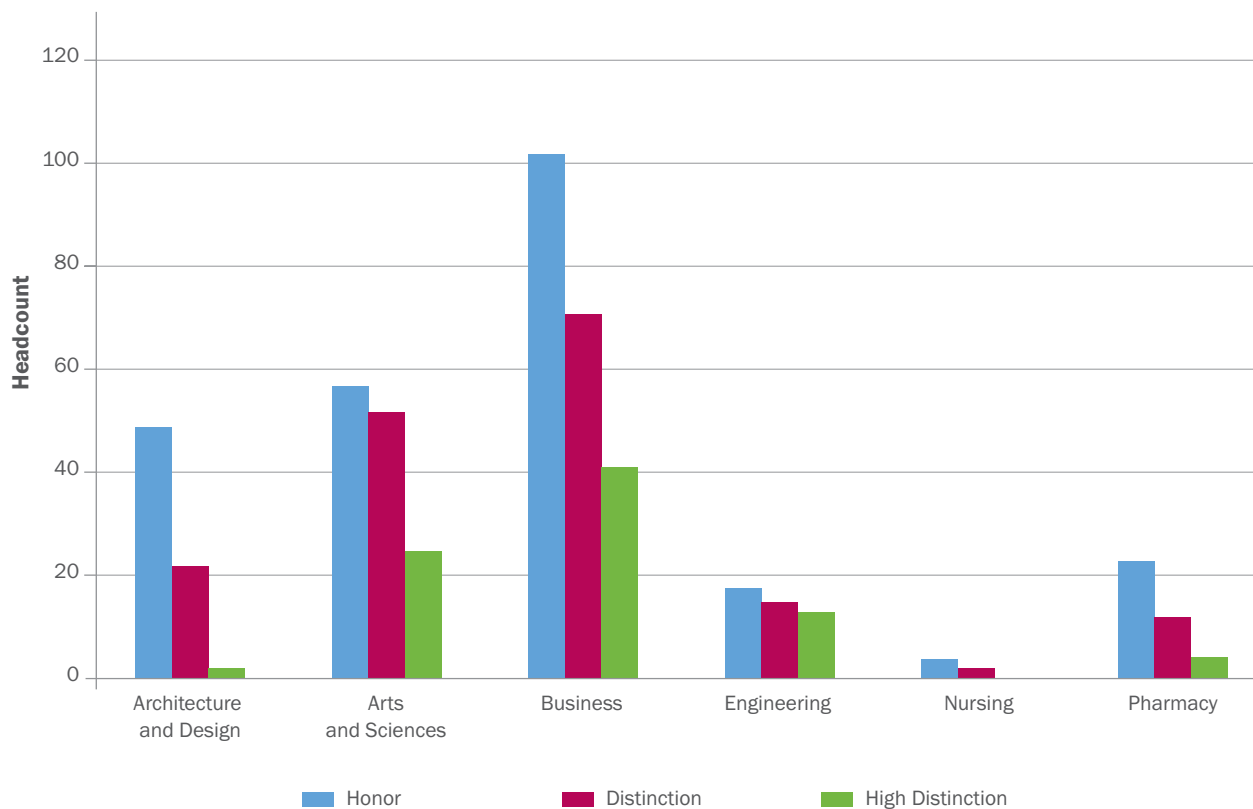


HONOR, DISTINCTION AND HIGH DISTINCTION GRADUATING STUDENTS – JULY 1, 2013 TO JUNE 30, 2014

	Graduating Students	Honor		Distinction		High Distinction	
		Number of Students	% of Graduating Students	Number of Students	% of Graduating Students	Number of Students	% of Graduating Students
Architecture & Design	241	49	20%	22	9%	2	1%
Arts & Sciences	405	57	14%	52	13%	25	6%
Business	840	102	12%	71	8%	41	5%
Engineering	174	18	10%	15	9%	13	7%
Nursing	24	4	17%	2	8%	-	0%
Pharmacy	74	23	31%	12	16%	4	5%
Total	1,758	253	14%	174	10%	85	5%

* Includes only undergraduate students.

HONOR, DISTINCTION AND HIGH DISTINCTION GRADUATING STUDENTS

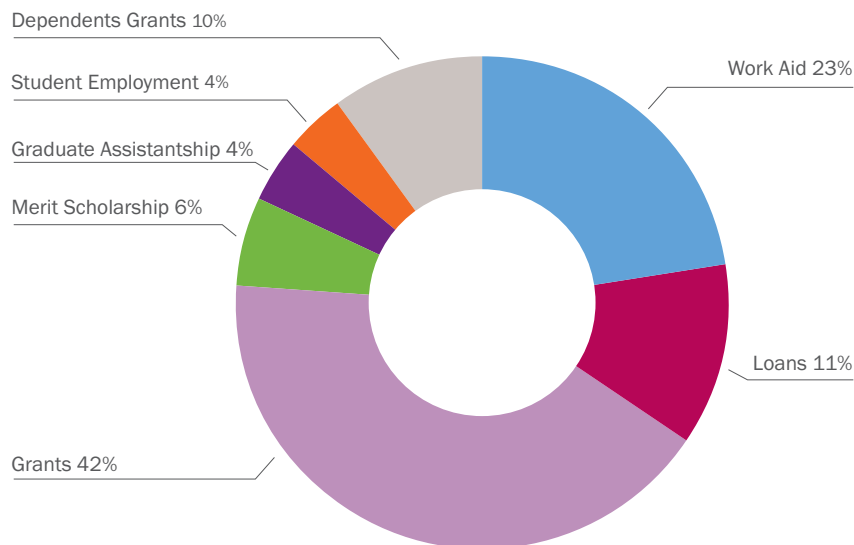


STUDENT FINANCIAL AID PROGRAM ACADEMIC YEAR 2013-2014

Type	Number of Awards	Amount in \$
Work Aid	1,891	4,778,481
Loans	1,158	2,228,451
Grants	2,379	8,779,619
Merit Scholarship	96	1,335,600
Graduate Assistantship	213	864,050
Student Employment	581	821,734
Dependents Grants	109	2,062,721
Total	6,427**	20,870,656

* Duplicates occur at the level of number of awards as a student may benefit from more than one type of financial aid.

STUDENT FINANCIAL AID PROGRAM



SCHOLARSHIPS – FALL 2013

Scholarship Type	Number of Students Receiving Scholarship
Athletic Scholarship	60
Entrance Scholarship	196
Honor Scholarship	484
Merit Scholarship	79

TUITION AND FEES ACADEMIC YEAR 2014-2015

The average undergraduate tuition for the academic year 2014-2015 is \$15,200 per year and the average graduate tuition is \$12,773 per year. Tuition varies depending on the degree program.

PROGRAM	UNDERGRADUATE Per Term Rate	Per Credit Rate
SCHOOL OF ARCHITECTURE & DESIGN		
UNDERGRADUATE PROGRAMS		
Architecture	\$8,674	\$725
Fashion Design	\$8,674	\$725
Fine Arts	\$7,315	\$609
Graphic Design	\$8,360	\$693
Interior Architecture	\$8,674	\$725
Interior Architecture - Final Year	\$8,674	\$725
Interior Design	\$8,360	\$693
SCHOOL OF ARTS AND SCIENCES		
UNDERGRADUATE PROGRAMS		
Intensive English	\$6,749	\$562
Freshman	\$7,158	\$595
Undecided	\$7,847	\$650
Arts		
Arabic Language and Literature	\$7,158	\$595
Communication Arts	\$7,847	\$650
Education	\$7,158	\$595
English	\$7,158	\$595
History	\$7,158	\$595
Liberal Arts	\$7,158	\$595
Philosophy	\$7,158	\$595
Political Science	\$7,158	\$595
Psychology	\$7,158	\$595
Social Work	\$7,158	\$595
Teaching Diploma	\$7,158	\$595
Translation	\$7,158	\$595
Sciences		
Bioinformatics	\$7,847	\$650
Biology	\$7,847	\$650
Bridge Program	\$7,847	\$650
Chemistry	\$7,847	\$650
Computer Science	\$7,847	\$650

Dietetics Internship	\$7,847	\$650
General Science	\$7,847	\$650
Math	\$7,847	\$650
Math Education	\$7,847	\$650
Nutrition	\$7,847	\$650
Nutrition and Dietetics (Coordinated Program)	-	\$650
RCD	\$7,847	\$650
Science Education	\$7,847	\$650

EXTERNAL DEGREE PROGRAM

Excelsior College Degree	\$7,847	\$650
--------------------------	---------	-------

GRADUATE PROGRAMS

Arts

Actuarial Science	-	\$735
Comparative Literature	-	\$667
Education	-	\$667
International Affairs	-	\$667
Migration Studies	-	\$667
Women and Gender Studies	-	\$667

Sciences

Computer Science	-	\$683
Molecular Biology	-	\$683
Nutrition	-	\$683

SCHOOL OF BUSINESS

UNDERGRADUATE PROGRAMS	\$8,340	\$686
------------------------	---------	-------

GRADUATE PROGRAM

Actuarial Science	-	\$735
Applied Economics	-	\$735
Executive Master of Business Administration	-	\$751
LL.M. in Business Law	-	\$735
Master of Business Administration (M.B.A.)	-	\$735

SCHOOL OF ENGINEERING

UNDERGRADUATE PROGRAMS

Civil Engineering	\$8,569	\$714
Computer Engineering	\$8,569	\$714
Industrial Engineering	\$8,569	\$714
Electrical Engineering	\$8,569	\$714

Mechanical Engineering	\$8,569	\$714
Petroleum Engineering	\$8,569	\$714

GRADUATE PROGRAMS

Civil and Environmental Engineering	-	\$751
Computer Engineering	-	\$751
Industrial Engineering and Engineering Management	-	\$751

SCHOOL OF NURSING

UNDERGRADUATE PROGRAM

New students AY 2014-2015	\$6,084	\$510
Continuing students AY 2013-2014	\$5,950	\$500
Continuing students AY 2012-2013	\$5,650	\$470
Continuing students AY 2011-2012	\$5,400	\$450
Continuing students AY 2010-2011	\$5,250	\$438

SCHOOL OF PHARMACY

UNDERGRADUATE PROGRAM

	\$9,196	\$767
--	---------	-------

OTHER

Special Students	\$9,152	\$759
------------------	---------	-------

Doctoral Research Fees

Sciences	\$4,000	-
Humanities	\$1,000	-

New York Campus

New York Campus	-	\$900
-----------------	---	-------

PROGRAM

ANNUAL TUITION

SCHOOL OF MEDICINE

M.D. Program

New students AY 2014-2015	\$28,704
Continuing students AY 2013-2014	\$27,600
Continuing students AY 2012-2013	\$26,250
Continuing students AY 2011-2012	\$25,235
Continuing students AY 2010-2011	\$24,500
Continuing students AY 2009-2010	\$23,500

SCHOOL OF PHARMACY

Doctor of Pharmacy - Pharm.D.

	\$22,470
--	----------

STUDENT HOUSING – FALL 2014

	Number of Rooms	Occupancy	Capacity
--	-----------------	-----------	----------

RESIDENCE HALL FOR FEMALES

Beirut campus

Orme Gray Residence Hall	39	75	76
Sam's Off – Campus Facility	11	37	-

Byblos campus

Residence Hall Byblos – Dorm B	55	105	105
Residence Hall Byblos – Maatouk	28	48	53
Residence Hall Byblos – Nacouzi (LAU-sponsored)	28	42	52
Residence Hall Byblos – Rest Residence (LAU-sponsored)	21	30	41

RESIDENCE HALL FOR MALES

Beirut campus

Capital Suites	19	42	43
Sam's Off – Campus Facility	3	15	15

Byblos campus

Residence Hall Byblos – Dorm B	53	96	100
Residence Hall Byblos – Dorm C	24	45	46
Residence Hall Byblos – Nacouzi (LAU-sponsored)	10	19	19
Residence Hall Byblos – Rest Residence (LAU-sponsored)	10	18	18

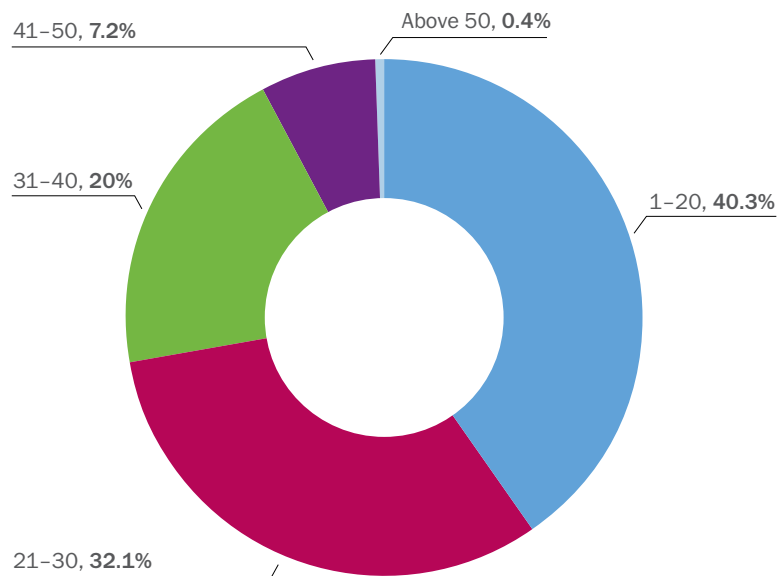
Average Housing Fees per Year AY 2014-2015

	Beirut campus	Byblos campus	University wide
Single Room	\$8,400	\$6,395	\$7,398
Shared Room	\$5,560	\$4,098	\$4,829

CLASSROOM OCCUPANCY – FALL 2014

	Classroom Occupancy by Schedule Type				
	1 – 20	21 – 30	31 – 40	41 – 50	Above 50
Lab	194	56	1	2	0
Language	48	216	-	-	-
Lecture	311	239	338	119	7
Seminar	5	-	-	-	-
Studio	148	51	12	5	-
Total	706	562	351	126	7

CLASSROOM OCCUPANCY



LIBRARY AND OTHER INFORMATION RESOURCES

ACADEMIC YEAR 2013-2014

AFFILIATIONS

The Lebanese American University maintains library affiliations with local, regional and international associations and organizations. These include:

- > The Lebanese Library Association, since 1995;
- > The American Library Association, since 1985;
- > American International Consortium of Academic Libraries (AMICAL), since 2004; AMICAL is an international consortium of American-model, liberal arts institutions of higher learning. Our mission is to advance learning, teaching and research through the collaborative development of library and information services and curricular resources at member institutions;
- > Lebanese Academic Library Consortium (LALC), since 2002 (four private institutions — the American University of Beirut, the Lebanese American University, Notre-Dame University and the University of Balamand — initially established the Lebanese Academic Library Consortium (LALC)), the first library consortium in Lebanon aimed at cooperating in subscriptions to one or more online resources, and have since been joined by Université Saint-Esprit de Kaslik, University Saint Joseph, Beirut Arab University and Haigazian University);
- > The Lebanese Interlibrary Loan/Document Delivery Services consortium (LIDS), since 2007 (established by LAU in cooperation with Kaslik University, Notre Dame University and University of Balamand, and recently joined by the United Nations Economic and Social Commission for Western Asia - Commission of Lebanon (ESCWA), Haigazian University, Middle East University, Beirut Arab University, American University of Beirut and Banque Du Liban or Lebanese Central Bank);
- > OCLC, since 2008 (a non-profit library service and research worldwide organization in which almost 25,900 libraries, archives and museums in 170 countries are members); thanks to a Libraries Very Interested in Sharing (ELVIS) agreement signed through OCLC, LAU libraries can now share resources with more than 4000 libraries around the world for free).

Library and Other Information Resources

EXPENDITURES / FTE STUDENT

Materials	\$268.19
Salaries & Wages	\$219.30
Other Operating	\$79.40

COLLECTIONS

Total print volumes	370,101
Electronic books	156,459
Print/microform serial subscriptions (title number)	667
Print/microform serial subscriptions (volume number)	56,302
Full-text electronic journals	64,935
Microforms – Byblos Campus	12 titles in 150 reels
Total media materials	15,122

PERSONNEL (FTE)

Librarians – Beirut Campus	9.0
Librarians – Byblos Campus	6.0
Other Personnel – Beirut Campus	13.0
Other Personnel – Byblos Campus	7.0

LIBRARY INSTRUCTION

Total Sessions – Beirut Campus	15
Total Sessions – Byblos Campus	23
Total Attendance – Beirut Campus	83
Total Attendance – Byblos Campus	194

Library and Other Information Resources

REFERENCE AND RESERVES

In-person reference questions/day	35
Virtual reference questions/day	270
E-reserves: courses supported	568
E-reserves: items on e-reserve	7946

CIRCULATION (DOES NOT INCLUDE RESERVES)

Total/FTE student	16.76
Total number of online searches/FTE	53.58
Annual basis: Number of hits to library website	384,802
Semester basis: Number of hits to library website	153,920
Student borrowing through consortia or contracts	0.36

AVAILABILITY / ATTENDANCE

Hours of operation/week – Beirut campus	97.5
Hours of operation/week – Byblos campus	66 hours
Gate counts/year – Beirut campus	466,340
Gate counts/year – Byblos campus	270,767

URL of Information Literacy Reports	libguides.lau.edu.lb
-------------------------------------	--

INFORMATION TECHNOLOGY RESOURCES ACADEMIC YEAR 2013-2014

Information Technology Resources	
COURSE MANAGEMENT SYSTEM	
Number of classes using the system	1,100
Number of students (having seats) on system	45,000
BANDWIDTH	
On-Campus Network	10Gbps (in phases)
Off-Campus Access – Commodity Internet	200Mbps
Wireless Protocol(s)	802.11 b/g/n
NETWORK	
Percent of residence halls connected to network	
Wired	100%
Wireless	100%
Percent of classrooms connected to network	
Wired	100%
Wireless	100%
Public wireless ports	2,300
Public computers connected to network	1,189
Public computers connected to network in libraries	260
MULTIMEDIA CLASSROOMS	
Beirut campus	100%
Byblos campus	100%
SMART CLASSROOMS	
Beirut campus	77
Byblos campus	70
New York campus	10
PUBLIC COMPUTERS	
Beirut campus	490
Byblos campus	642
IT PERSONNEL (FTE)	
Beirut campus	31.0
Byblos campus	12.0

Software Systems and Versions	
Students	Banner 8
Finances	E-business Suite v 12.1.3
Human Resources	E-business Suite v 12.1.3
Advancement	Raiser's edge 7.85
Library	Olib 7.6.3, Ereserve 5.6, Print Management Plus 7.0, Annahar
Portfolio management	Internally developed for the school of Pharmacy
Interactive Video Conferencing	Hitachi StarBoard

STUDENT CLUBS

Clubs are initiated and organized by students, for students, and focus on a wide range of interests including academic majors, culture, sports, human rights and the arts. They provide students with opportunities to engage in extracurricular pursuits and hobbies and to establish diverse relationships, thereby contributing to LAU's goal of developing the whole person.

Beirut Campus	Byblos Campus
Accounting Club	American Society of Mechanical Engineers Club (ASME)
Animal Care Club	Architecture & Design Club
Armenian Club	Armenian Club
Astronomy Club	Association for Computer Machinery Club (ACM)
Bikers Club	Astronomy Club
Civic Welfare Club	Cedars Club
Cultural Clubs	CHESS Club
Debate Club	Civic Welfare Club
Drama Club	Civil Engineering Club (ASCE)
Economics Club	Dialogue Club
Entrepreneurship Club	Discovery 4 Views Club
Event Organization Club	Engineers Without Borders (EWB)
Finance Club	Extreme Club
Fitness Club	First Responder Club
Football Fan Club	Gamer's Universe Club
Hiking & Camping Club	IEEE - Student Branch
Hospitality Club	IIE (Institute of Industrial Engineers) Club
Human Rights Club	International Affairs Club
I in Ethics Club	IT Club - Byblos
International Affairs Club	Lebanese Cultural Club
Jordanian Cultural Club	Maths Club
Journalism Club	Medical Students Association (MSA) - Byblos Club
Management Club	Model United Nation Club
Music Club	Music Club
Nutrition Club	NAPHAS Club
Palestinian Cultural Club	Nursing Club
Photography Club	Nutrition Club
Pre-Med Club	Palestinian Club
Red Cross Club	Photography Club
Safety Awareness Club	Robotics Club
Saudi Arabia Cultural Club	ROTARACT Club
Social Work Club	Safety Awareness Club
Syrian Cultural Club	SMS (Social Medicine Society) Club
Think Tank Club	Social-Campus Life Club
UNESCO Club	Tomorrow's Leaders Club
USA Cultural Club	

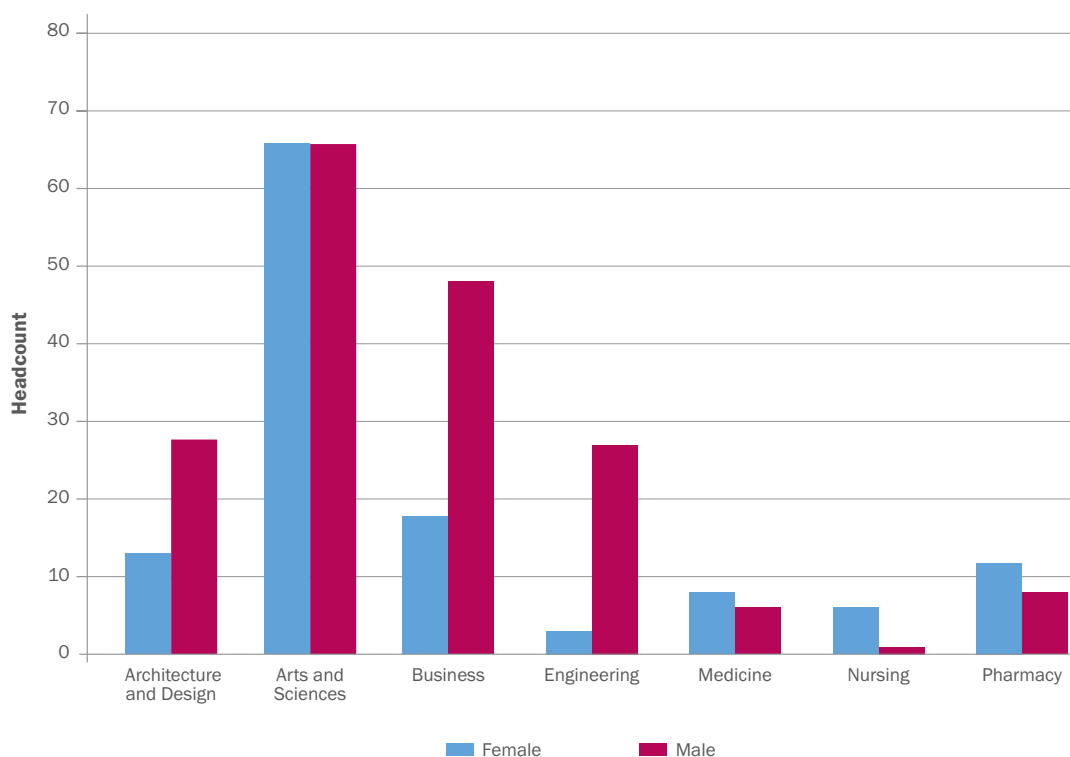
Faculty and Staff



FULL-TIME FACULTY BY GENDER AND SCHOOL – FALL 2014

	Female	Male	Total
Architecture and Design	9	22	31
Arts and Sciences	67	66	133
Business	18	48	66
Engineering	4	27	31
Medicine	7	5	12
Nursing	8	1	9
Pharmacy	12	9	21
Graduate Studies & Research	-	1	1
Total	125	179	304

FULL-TIME FACULTY BY GENDER AND SCHOOL



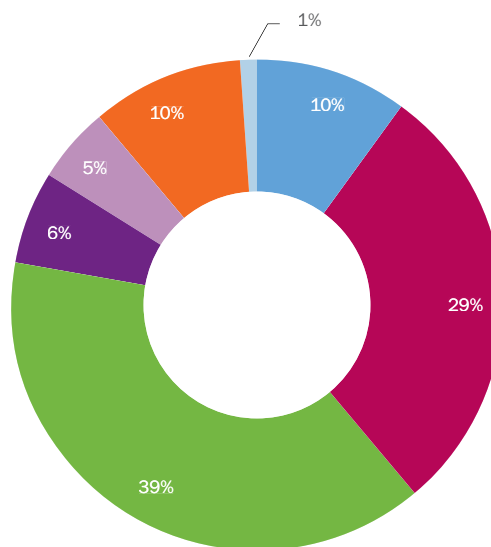
FULL-TIME PHYSICIANS AT LAUMC-RH – FALL 2014

	Female	Male	Total
Medicine	18	43	61

FULL-TIME FACULTY BY RANK, GENDER AND SCHOOL FALL 2014

	Gender	Professor	Associate Professor	Assistant Professor	Lecturer	Senior Instructor	Instructor	Assistant Instructor	Total
Architecture and Design	Female	-	3	4	1	1	-	-	9
	Male	1	5	10	4	2	-	-	22
Arts and Sciences	Female	4	17	25	2	6	13	-	67
	Male	9	26	14	4	7	5	1	66
Business	Female	-	4	6	4	-	4	-	18
	Male	6	10	24	4	1	2	1	48
Engineering	Female	-	1	3	-	-	-	-	4
	Male	5	12	10	-	-	-	-	27
Medicine	Female	1	1	5	-	-	-	-	7
	Male	1	1	2	-	-	1	-	5
Nursing	Female	1	1	2	-	-	4	-	8
	Male	-	-	-	-	-	1	-	1
Pharmacy	Female	-	2	10	-	-	-	-	12
	Male	1	4	4	-	-	-	-	9
Graduate Studies & Research	Female	-	-	-	-	-	-	-	-
	Male	1	-	-	-	-	-	-	1
Total	Female	6	29	55	7	7	21	-	125
	Male	24	58	64	12	10	9	2	179
	Total	30	87	119	19	17	30	2	304

FULL-TIME FACULTY BY RANK

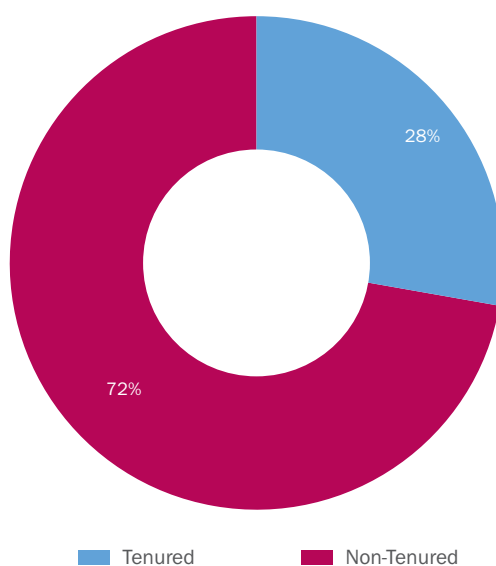


■ Professor
 ■ Associate Professor
 ■ Assistant Professor
 ■ Lecturer
 ■ Senior Instructor
 ■ Instructor
 ■ Assistant Instructor

TENURE STATUS OF FULL-TIME FACULTY BY SCHOOL FALL 2014

	Tenured		Non-Tenured		Total	
	Count	% of Total	Count	% of Total	Count	% of Total
Architecture and Design	6	2.0%	25	8.2%	31	10.2%
Arts and Sciences	42	13.8%	91	29.9%	133	43.8%
Business	13	4.3%	53	17.4%	66	21.7%
Engineering	16	5.3%	15	4.9%	31	10.2%
Medicine	2	0.7%	10	3.3%	12	3.9%
Nursing	1	0.3%	8	2.6%	9	3.0%
Pharmacy	5	1.6%	16	5.3%	21	6.9%
Graduate Studies & Research	1	0.3%	-	-	1	0.3%
Total	86	28.3%	218	71.7%	304	100.0%

TENURE STATUS OF FULL-TIME FACULTY



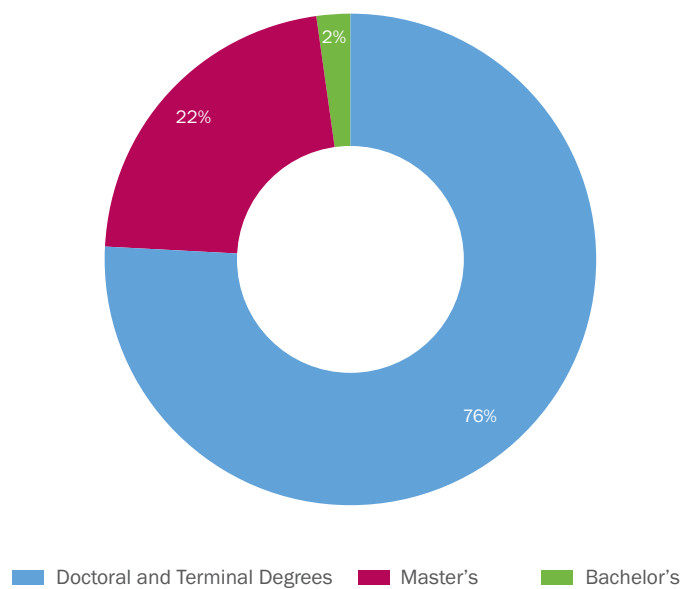
TENURE STATUS OF FULL-TIME FACULTY BY RANK FALL 2014

	Tenured		Non-Tenured		Total	
	Count	% of Total	Count	% of Total	Count	% of Total
Professor	18	5.9%	12	3.9%	30	9.9%
Associate Professor	68	22.4%	19	6.3%	87	28.6%
Assistant Professor	-	-	119	39.1%	119	39.1%
Lecturer	-	-	19	6.3%	19	6.3%
Senior Instructor	-	-	17	5.6%	17	5.6%
Instructor	-	-	30	9.9%	30	9.9%
Assistant Instructor	-	-	2	0.7%	2	0.7%
Total	86	28.3%	218	71.7%	304	100.0%

HIGHEST DEGREE EARNED BY FULL-TIME FACULTY FALL 2014

Rank	Doctoral and Terminal Degrees		Master's		Bachelor's		Total	
	Count	% of Total	Count	% of Total	Count	% of Total	Count	% of Total
Professor	30	9.9%	-	-	-	-	30	9.9%
Associate Professor	83	27.3%	3	1.0%	1	0.3%	87	28.6%
Assistant Professor	107	35.2%	12	3.9%	-	-	119	39.1%
Lecturer	11	3.6%	8	2.6%	-	-	19	6.3%
Senior Instructor	-	-	14	4.6%	3	1.0%	17	5.6%
Instructor	1	0.3%	29	9.5%	-	-	30	9.9%
Assistant Instructor	-	-	-	-	2	0.7%	2	0.7%
Total	232	76.3%	66	21.7%	6	2.0%	304	100.0%

HIGHEST DEGREE EARNED BY FULL-TIME FACULTY



FULL-TIME FACULTY WITH TERMINAL DEGREES – FALL 2014

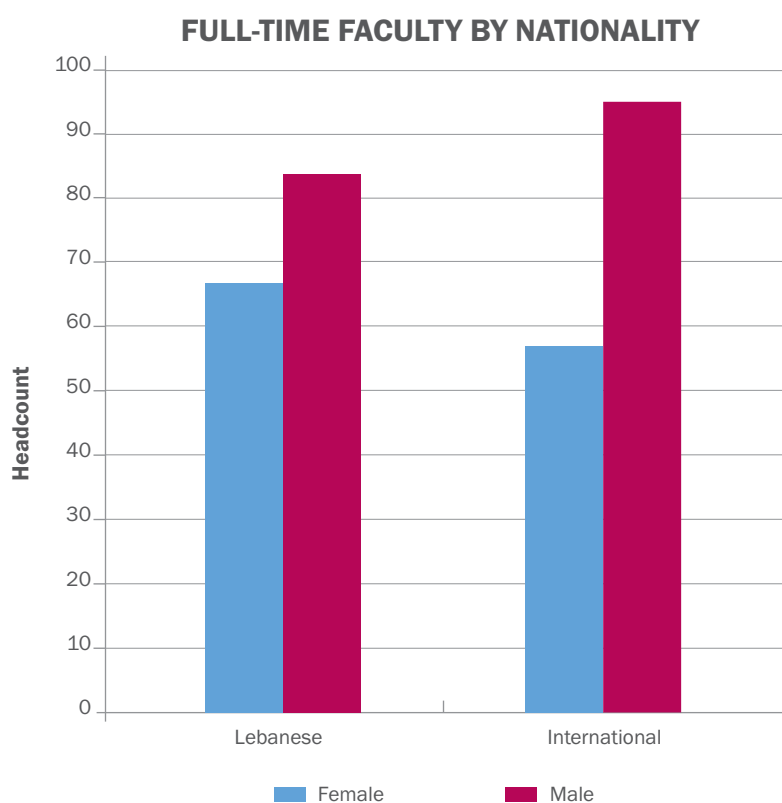
	Doctoral and Terminal Degrees		
	Count in School	Percent in School	Percent of Total
Architecture and Design	11	35.5%	4.7%
Arts and Sciences	99	74.4%	42.7%
Business	53	80.3%	22.8%
Engineering	31	100.0%	13.4%
Medicine	12	100.0%	5.2%
Nursing	4	44.4%	1.7%
Pharmacy	21	100.0%	9.1%
Graduate Studies & Research	1	100.0%	0.4%
Total	232	76.3%	100.0%

FULL-TIME FACULTY AGE RANGE BY RANK – FALL 2014

	20 - 29	30 - 39	40 - 49	50 - 59	60 and above
Professor	-	-	2	16	12
Associate Professor	-	12	30	26	19
Assistant Professor	6	72	24	14	3
Lecturer	-	2	1	9	7
Senior Instructor	-	-	4	9	4
Instructor	2	9	8	5	6
Assistant Instructor	-	1	-	-	1
Total	8	96	69	79	52

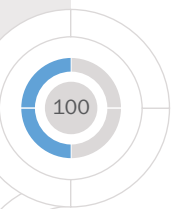
FULL-TIME FACULTY BY NATIONALITY – FALL 2014

	Female		Male	
	Count	Percent of Total Faculty	Count	Percent of Total Faculty
Lebanese	67	22.0%	84	27.6%
International	11	19.1%	95	31.3%
Total	125	41.1%	179	58.9%



FULL-TIME FACULTY AVERAGE BASIC SALARIES BY RANK (IN US DOLLARS/\$) – FALL 2014

Rank	Average Basic Salary
Professor	\$125,415
Associate Professor	\$81,328
Assistant Professor	\$60,734
Lecturer	\$61,680
Senior Instructor	\$55,758
Instructor	\$40,611
Assistant Instructor	\$37,482

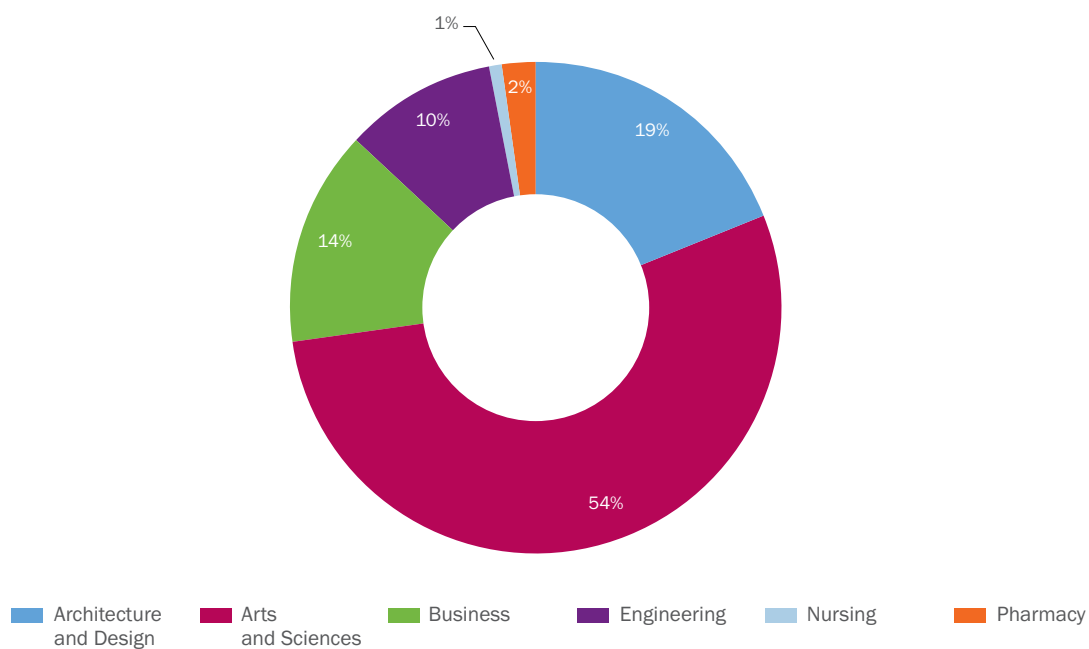


PART-TIME FACULTY BY SCHOOL AND GENDER – FALL 2014

	Female	Male	Total
Architecture and Design	44	45	89
Arts and Sciences	168	91	259
Business	28	39	67
Engineering	12	35	47
Nursing	3	3	6
Pharmacy	9	2	11
Total	264	215	479

* Duplicate headcounts occur as faculty may teach in two different schools.

PART-TIME FACULTY BY SCHOOL

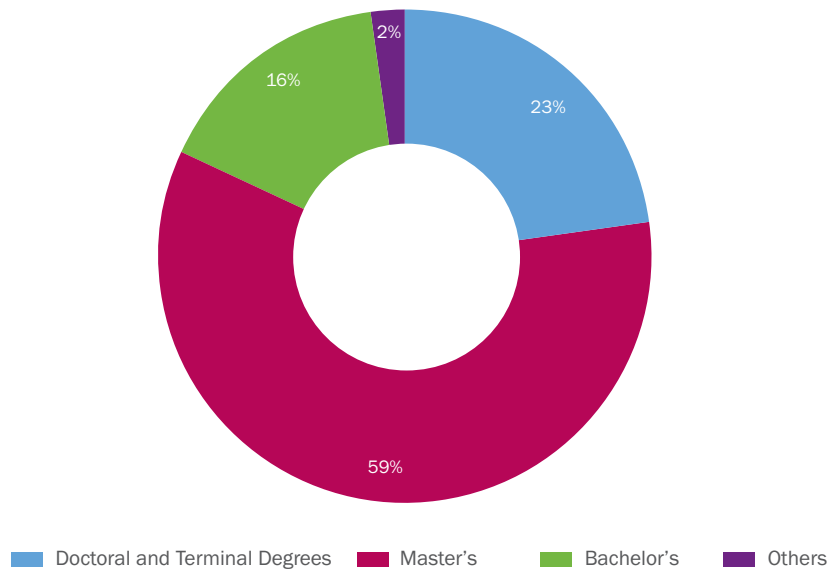


HIGHEST DEGREE EARNED BY PART-TIME FACULTY FALL 2014

Rank	Doctoral and Terminal Degrees		Master's		Bachelor's		Others		Total	
	Count	% in School	Count	% in School	Count	% in School	Count	% in School	Count	% in School
Architecture and Design	3	3.4%	66	74.2%	17	19.1%	3	3.4%	89	100.0%
Arts and Sciences	65	25.1%	149	57.5%	40	15.4%	5	1.9%	259	100.0%
Business	17	25.4%	48	71.6%	2	3.0%	-	-	67	100.0%
Engineering	19	40.4%	13	27.7%	15	31.9%	-	-	47	100.0%
Nursing	-	-	6	100.0%	-	-	-	-	6	100.0%
Pharmacy	6	54.5%	3	27.3%	2	18.2%	-	-	11	100.0%
Total	110	23.0%	285	59.5%	76	15.9%	8	1.7%	479	100.0%

* Duplicate headcounts occur as faculty may teach in two different schools.

HIGHEST DEGREE EARNED BY PART-TIME FACULTY



FACULTY FTE BY SCHOOL – FALL 2014

School	FTE
Architecture and Design	60.7
Arts and Sciences	219.3
Business	88.3
Engineering	46.7
Medicine	12.0
Nursing	11.0
Pharmacy	24.7
Graduate Studies & Research	1.0
Total	463.7

STUDENT - FACULTY RATIO – FALL 2014

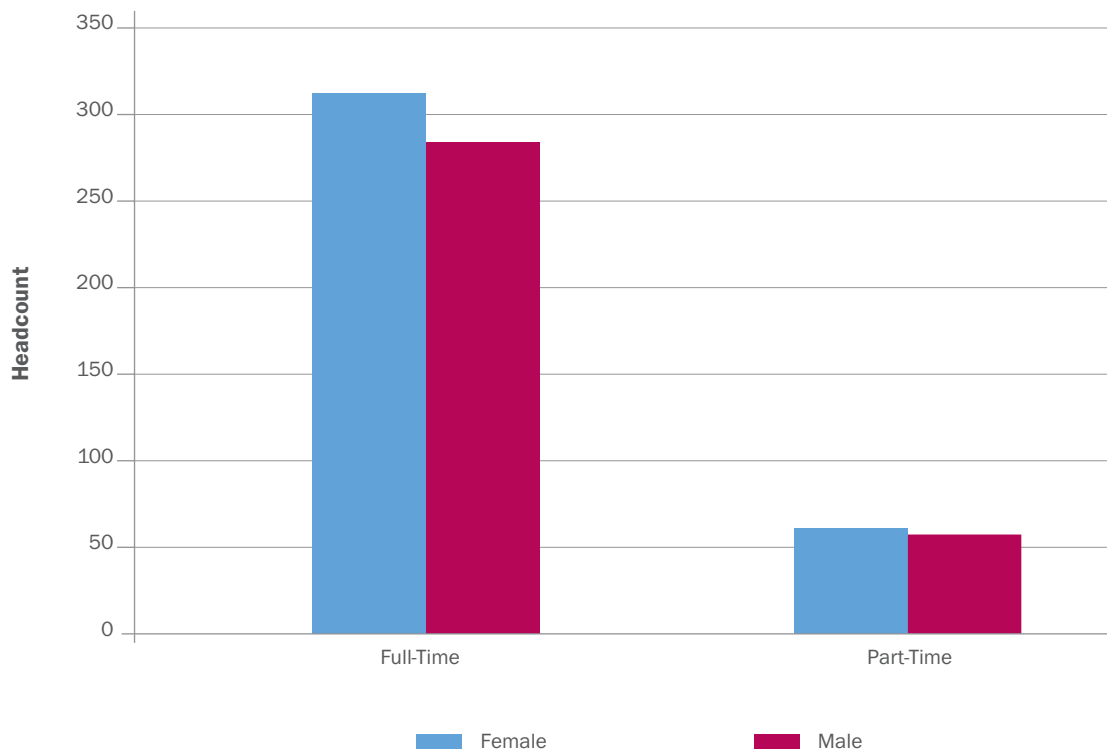
Total Students FTE*	7,910.21
Total Faculty FTE	463.7
Student-Faculty Ratio	17 to 1

* FTE of doctoral – professional practice students is excluded from the total students FTE.

STAFF BY EMPLOYMENT TYPE AND GENDER – FALL 2014

	Full-Time Staff			Part-Time Staff	Total Staff
	Management	Professional	Non-Professional		
Female	25	242	45	61	373
Male	45	119	119	59	342
Total	70	361	164	120	715

STAFF BY GENDER



Alumni



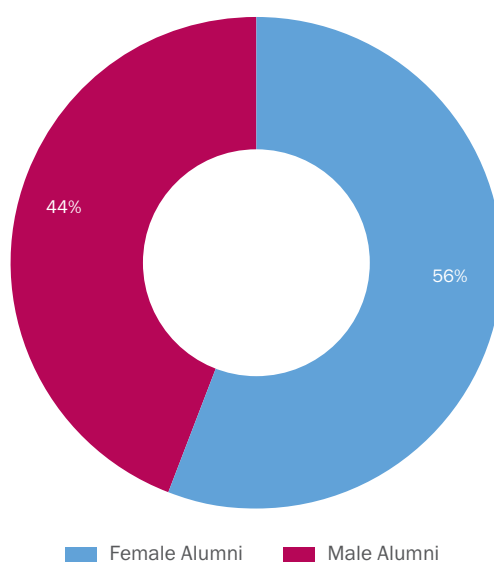
ALUMNI

ALUMNI ASSOCIATION BOARD	
Executive Committee	
Officer	Title
Doha El Zein Halawi	President
Majdi Awkal	Vice President
Elias Darwiche	Secretary / Treasurer
Members	
Naim Stephan	President of the Abu Dhabi Chapter
Najdat Wannes	President of the Aleppo Chapter
Sana Jeha Cherfan	President of the Athens Chapter
Hussain Sharaf	President of the Bahrain Chapter
Bashir Sakka	President of the Beirut Chapter
Hala Mikati Jabre	President of the BCW Chapter
Zeina Khalifeh Deriane	President of the Byblos Chapter
-	President of the Chicago Chapter
Fadi Abu Jrab	President of the Damascus Chapter
Hiba Yazbeck Wehbe	President of the Detroit Chapter
Saad El Zein	President of the Dubai & Northern Emirates Chapter
Wassim Dorra	President of the Eastern Province Chapter
-	President of the Ghana Chapter
-	President of the Houston Chapter
-	President of the Jeddah Chapter
Suhair Alami Masri	President of the Jordan Chapter
Yumna Halabi Salameh	President of the Kuwait Chapter
Jamal Dardouk	President of the London Chapter
Rami Zein	President of the Montreal Chapter
Rand Ghayad	President of the New England Chapter
-	President of the New York, New Jersey Chapter
-	President of the North Florida Chapter
-	President of the North Lebanon Chapter
Hana Rustom Archbold	President of the Northern California Chapter
Carla Khalil Zein	President of the Oman Chapter
Dina Abdel Sater	President of the Ottawa Chapter
Aref Akhal	President of the Qatar Chapter
Marwan Ad-Daoud	President of the Riyadh Chapter
Joe Hawa	President of the School of Engineering Chapter
Sabine Helou	President of the School of Pharmacy Chapter
Noushin Maktabi	President of the Seattle, Washington State Chapter
Majdi H. Awkal	President of the South Lebanon Chapter
-	President of the Southern California Chapter
-	President of the South Florida Chapter
Taline Ouzounian Avakian	President of the Switzerland Chapter
Georges Ayoub	President of the Toronto Chapter
Gizele Akoury Azar	President of the Washington DC Chapter

Alumni Chapters by Region	Number of Chapters
Lebanon	7
Arab World	12
Europe	3
Africa	1
United States and Canada	14
Total Chapters	37

Alumni by Gender	Number of Alumni
Female Alumni	20,736
Male Alumni	16,316
Total Alumni	37,052

ALUMNI BY GENDER



ALUMNI BY RESIDENCE

Country of Residence	Number of Alumni	Country of Residence	Number of Alumni
Algeria	2	Greece	62
Argentina	1	Guinea	3
Australia	50	Haiti	1
Austria	6	Holland	5
Bahrain	128	India	8
Belgium	17	Indonesia	3
Benin	1	Iran	55
Brazil	11	Iraq	249
Canada	315	Italy	12
China	1	Ivory Coast	7
Colombia	2	Jamaica	1
Cyprus	100	Japan	3
Denmark	4	Jordan	642
Egypt	64	Kenya	1
Ethiopia	18	Korea	1
Finland	2	Kuwait	576
France	82	Lebanon	29,811
Gabon	1	Liberia	11
Gambia	3	Libya	11
Germany	20	Luxembourg	1
Ghana	35	Malaysia	2

109
Fact 2014-15
Book

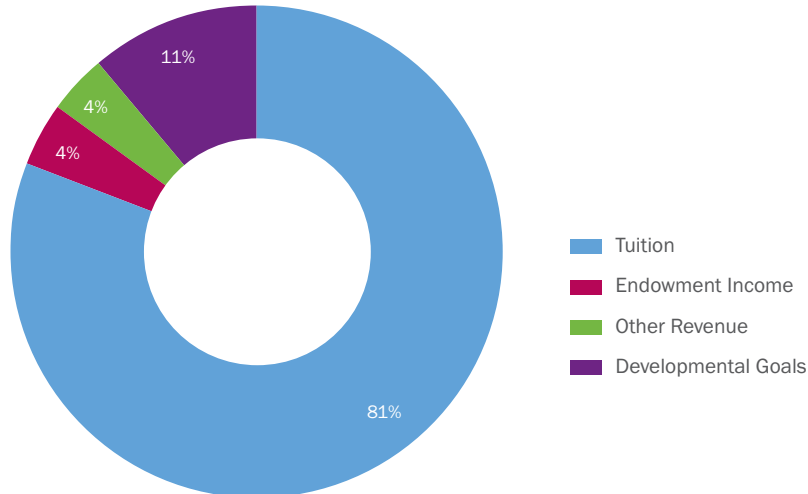
Financial Information



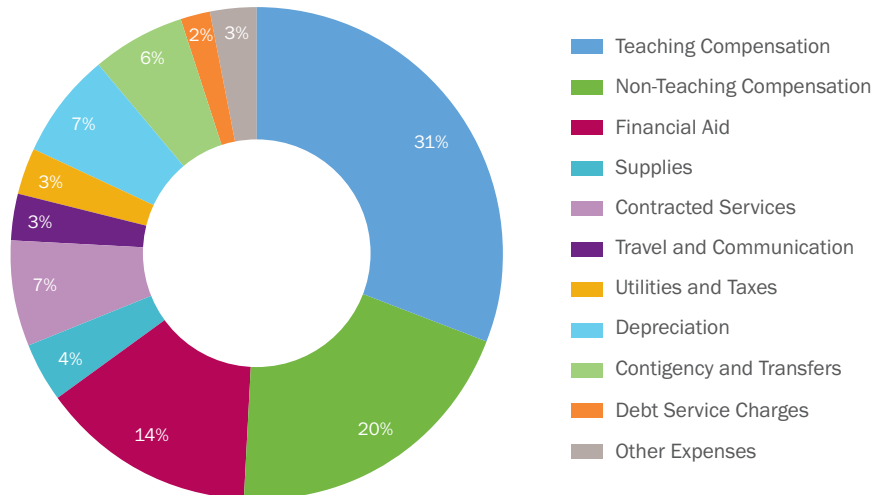
FINANCES 2013-2014

OPERATING BUDGET 2013-2014: \$149,790,802

REVENUE BUDGET 2013-2014



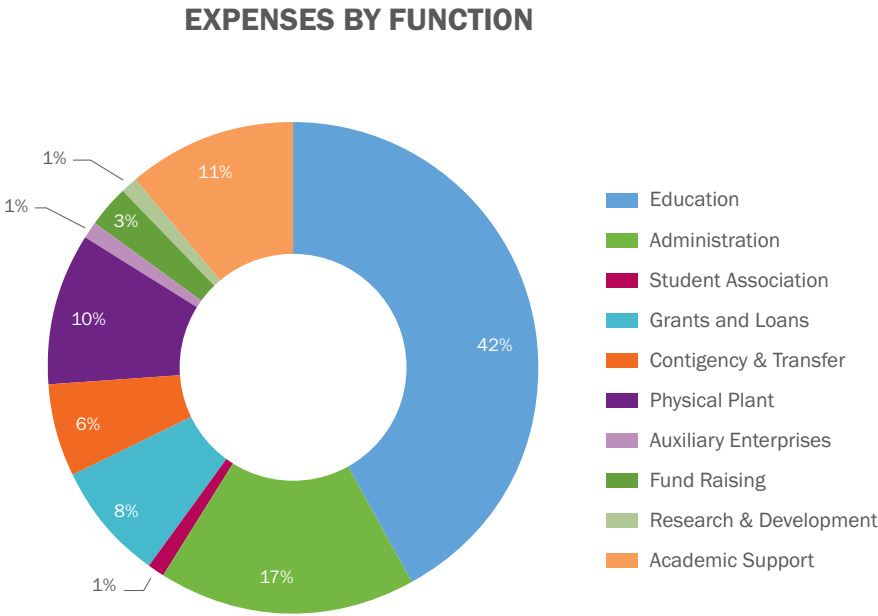
EXPENSE BUDGET 2013-2014



Expenses Per Student AY 2013-2014

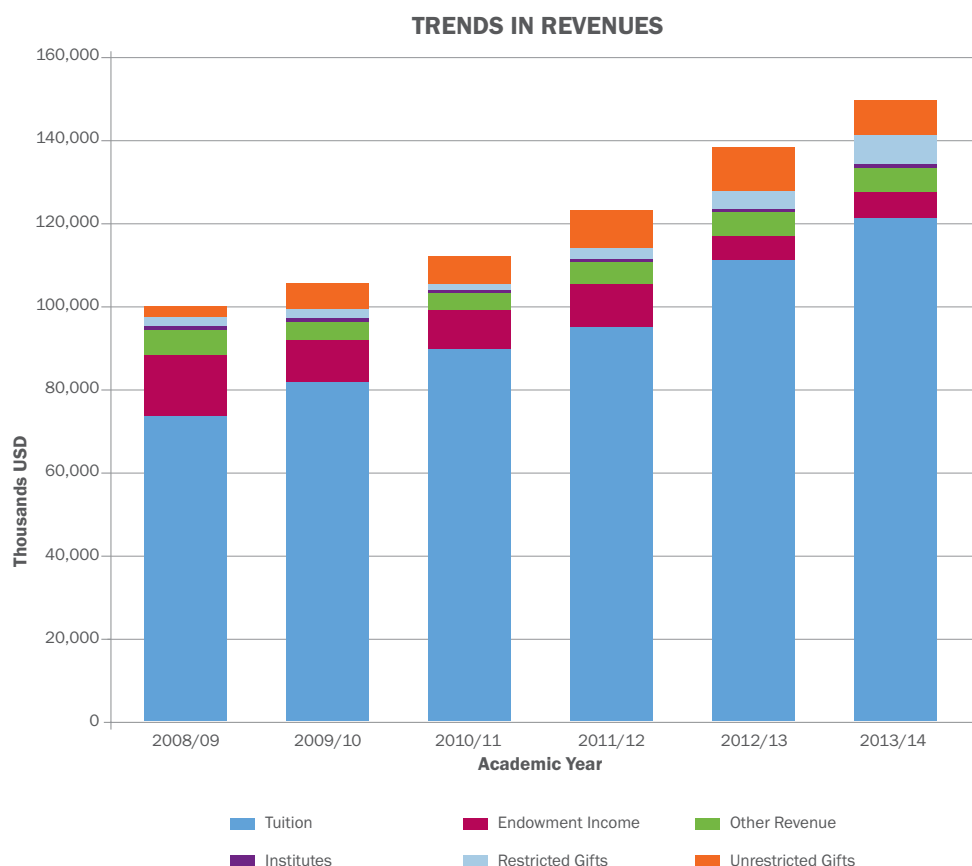
Total expenses per student headcount	\$18,388
Total expenses per student FTE	\$18,731

EXPENSES BY FUNCTION – 2013-2014



TRENDS IN REVENUES – 2008-09 TILL 2013-14

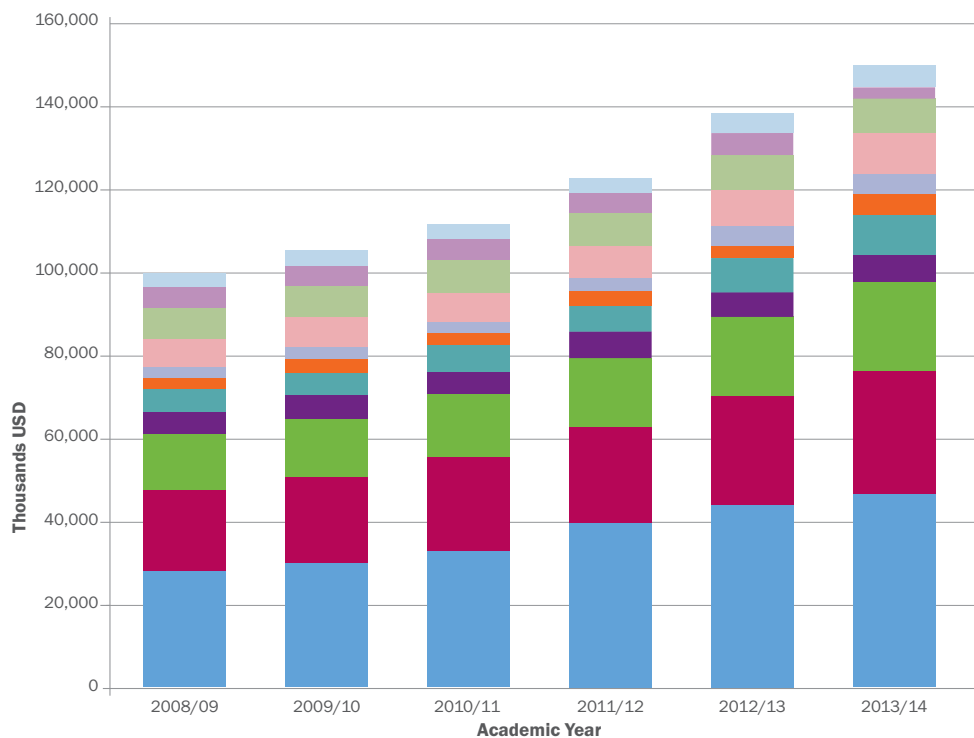
	2008-2009	2009-2010	2010-2011	2011-2012	2012-2013	2013-2014
Tuition	73,599,065	81,412,163	89,683,583	95,397,991	111,214,400	121,550,688
Endowment Income	14,824,000	10,392,000	9,182,000	10,310,400	6,000,000	6,000,000
Other Revenue	6,087,761	4,513,736	4,600,000	4,847,331	5,555,250	5,766,994
DEVELOPMENTAL GOALS						
Institutes	476,648	460,598	463,498	539,703	576,613	737,538
Restricted Gifts	2,400,000	2,400,000	1,500,000	3,132,000	4,703,125	7,279,564
Unrestricted Gifts	2,478,726	6,125,367	6,410,736	8,911,050	10,629,392	8,456,018
Total Revenues in \$	99,866,200	105,303,864	111,839,817	123,138,475	138,678,780	149,790,802
% Change	-	5%	6%	10%	13%	8%



TRENDS IN EXPENDITURES 2008-09 TILL 2013-14

	2008-2009	2009-2010	2010-2011	2011-2012	2012-2013	2013-2014
Teaching Compensation	28,144,034	30,422,912	33,464,280	39,169,092	44,553,789	47,247,932
Non-Teaching Compensation	19,677,418	20,291,435	21,936,590	23,793,302	26,491,547	29,314,585
Financial Aid	13,580,860	14,293,293	15,282,694	16,819,918	18,478,149	20,870,656
Supplies	5,034,785	5,532,565	5,828,360	5,743,861	6,076,267	6,780,874
Contracted Services	5,432,260	5,609,601	6,174,093	6,823,877	8,258,797	9,984,434
Travel & Communication	2,619,605	2,759,167	3,212,400	3,307,033	3,285,114	5,144,378
Utilities & Taxes	2,637,657	3,034,310	2,963,340	3,340,489	4,331,005	4,292,813
Depreciation	7,086,425	7,408,950	6,673,731	7,546,531	8,650,025	9,878,601
Contingency & Transfers	7,500,000	7,500,000	7,500,000	7,500,000	8,500,000	8,500,000
Debt Service Charges	5,062,500	5,062,500	5,062,500	5,062,500	5,062,500	2,500,000
Other Expenses	3,090,656	3,389,131	3,741,829	4,031,872	4,991,587	5,276,529
Total	99,866,200	105,303,864	111,839,817	123,138,475	138,678,780	149,790,802
% Change	-	5%	6%	10%	13%	8%

TRENDS IN EXPENDITURES



University Communication



UNIVERSITY PUBLICATIONS

ACADEMIC CATALOG

The Academic Catalog is the all-encompassing reference on LAU. This annual publication — printed at the end of every summer — includes information on the university's historical background, campuses, academic calendar, schools, academic programs, degrees offered, majors, courses, admission, rules, procedures, facilities, listings and credentials of full-time faculty, administrative officers, tuition, and more.

LAU MAGAZINE & ALUMNI BULLETIN

The LAU Magazine & Alumni Bulletin is a quarterly publication carrying news about developments, people and events that are of significance to LAU and its extended community. Circulation: 25,000.

PRESIDENT'S REPORT

The President's Report is an annual progress report on all aspects of the university's development.

FACT BOOK

The LAU Fact Book contains data on the university's student enrollment and admissions (compiled as of the official census date), as well as its administration, faculty and staff, alumni, finances, physical facilities, and other academic and student-related matters. Launched in 2009, it aims to provide information on important institutional measures in support of decision making.

LAU AT A GLANCE

LAU at a Glance provides a brief institutional profile of LAU, including annual facts and figures about our campuses, facilities, students, faculty and programs of study.

PUBLIC DISCLOSURE

Information	Web Addresses	Print Publications
How can inquiries be made about the institution? Where can questions be addressed?	<p>Every official website includes contact information that is relevant to its subject matter. MarCom receives inquiries submitted through the main website and forwards them to the offices concerned.</p> <p> http://www.lau.edu.lb/about/contact/ http://www.lau.edu.lb/feedback/ http://www.lau.edu.lb/fees/ http://admissions.lau.edu.lb/ (online chat) http://admissions.lau.edu.lb/contact.php http://aid.lau.edu.lb/financial-aid/contact.php http://campaign.lau.edu.lb/contact-us/ http://cpla.lau.edu.lb/about/contact/ http://directory.lau.edu.lb/ http://ira.lau.edu.lb/staff/ http://iwsaw.lau.edu.lb/ http://libraries.lau.edu.lb/ (online chat) http://marcom.lau.edu.lb/about/contact.php http://medicine.lau.edu.lb/contact/ http://mepitl.lau.edu.lb/about/contact.php http://nursing.lau.edu.lb/ http://nyac.lau.edu.lb/ http://pharmacy.lau.edu.lb/contact/ http://sard.lau.edu.lb/about/contact.php http://sas.lau.edu.lb/about/contact.php http://sas.lau.edu.lb/institutes/idct/contact.php http://sas.lau.edu.lb/institutes/ims/contact-us.php http://sas.lau.edu.lb/institutes/si/contact.php http://sb.lau.edu.lb/contact.php http://soe.lau.edu.lb/contact/ http://students.lau.edu.lb/activities/contact.php http://students.lau.edu.lb/athletics/contact.php http://students.lau.edu.lb/career-guidance/contact.php http://students.lau.edu.lb/hhw/counseling/contact.php http://students.lau.edu.lb/hhw/services/contact.php http://students.lau.edu.lb/housing/contact.php http://students.lau.edu.lb/registration/contact.php http://students.lau.edu.lb/sdem/cep.php http://students.lau.edu.lb/sdem/dos/ http://students.lau.edu.lb/sdem/sinarc.php http://students.lau.edu.lb/sdem/testing.php http://students.lau.edu.lb/sdem/vpem/ http://students.lau.edu.lb/student-engagement/contact.php http://www.facebook.com/LAUStudents?sk=wall http://www.lau.edu.lb/about/charter_acc/neasc/ http://www.lau.edu.lb/academics/centers-institutes/iiaa/ </p>	<p>Every official publication has contact information printed on the cover and/or appropriate pages.</p>

Information	Web Addresses	Print Publications
Notice of availability of publications and of audited financial statement or fair summary	Publications: http://publications.lau.edu.lb/ Notice of availability of audited financial statement is not included anywhere on the website.	Neither item is available in print.
Institutional catalog	http://catalog.lau.edu.lb/	Only online as of 2014.
Obligations and responsibilities of students and the institution	http://www.lau.edu.lb/about/governance-policies/policies/ http://catalog.lau.edu.lb/2014-2015/undergraduate/academic-rules-procedures.php http://catalog.lau.edu.lb/2014-2015/graduate/academic-rules-procedures.php http://nursing.lau.edu.lb/student-handbook/ http://pharmacy.lau.edu.lb/files/sop-handbook-2013/	
Information on admission and attendance	http://admissions.lau.edu.lb/ http://catalog.lau.edu.lb/	Admissions Viewbook 2015–2016
Institutional mission and objectives	http://www.lau.edu.lb/about/mission/	Admissions Viewbook 2015–2016 LAU at a Glance 2015 Fact Book 2014–2015
Expected educational outcomes	Each academic program includes officially worded goals and expected outcomes, except those found on the School of Business website, where the expected outcomes were summarized and rephrased. List of programs: http://www.lau.edu.lb/academics/programs/ On the Academic Catalog, each program includes goals and expected outcomes: http://catalog.lau.edu.lb/	
Status as public or independent institution; status as not-for-profit or for-profit; religious affiliation	About LAU: http://www.lau.edu.lb/about/ (but no mention of not-for-profit status)	LAU at a Glance 2015 (but no mention of not-for-profit status)
Requirements, procedures and policies re: admissions	http://admissions.lau.edu.lb/ http://www.lau.edu.lb/about/governance-policies/policies/admissions_policy.pdf http://catalog.lau.edu.lb/	Admissions Viewbook 2015–2016
Requirements, procedures and policies re: transfer credit	http://admissions.lau.edu.lb/graduate/transfer-credits.php http://admissions.lau.edu.lb/undergraduate/ http://students.lau.edu.lb/student-engagement/exchange.php http://www.lau.edu.lb/centers-institutes/sinarc/transfer.html http://catalog.lau.edu.lb/	
A list of institutions with which the institution has an articulation agreement	Affiliations: http://www.lau.edu.lb/about/affiliations/ http://ira.lau.edu.lb/fact-book/	Fact Book 2014–2015

Information	Web Addresses	Print Publications
Student fees, charges and refund policies	<p>University tuition and fees: http://www.lau.edu.lb/fees/</p> <p>Refund policy: Not found in the Academic Catalog. CEP: http://cep.lau.edu.lb/policies.php</p> <p>Fees for specific programs and services: http://libraries.lau.edu.lb/about/printing-policy.php http://alumni.lau.edu.lb/NetCommunity/Page.aspx?pid=270 http://www.lau.edu.lb/fees/2014-2015/cep.php http://www.lau.edu.lb/centers-institutes/sinarc/summer_cost.html http://www.lau.edu.lb/centers-institutes/sinarc/fall_cost.html http://www.lau.edu.lb/centers-institutes/sinarc/spring_cost.html http://www.lau.edu.lb/centers-institutes/sinarc/ny_cost.html</p>	Fact Book 2014-2015
Rules and regulations for student conduct	http://www.lau.edu.lb/about/governance-policies/policies/student_code_of_conduct.pdf http://nursing.lau.edu.lb/student-handbook/ http://pharmacy.lau.edu.lb/files/sop-handbook-2013/	
Procedures for student appeals and complaints	<p>Student Grievance Procedures: http://www.lau.edu.lb/about/governance-policies/policies/student_grievance_procedures.pdf</p>	
Other information re: attending or withdrawing from the institution	http://catalog.lau.edu.lb/2014-2015/undergraduate/academic-rules-procedures.php http://catalog.lau.edu.lb/2014-2015/graduate/academic-rules-procedures.php http://students.lau.edu.lb/registration/returnees.php	
Academic programs	http://www.lau.edu.lb/academics/programs/ http://catalog.lau.edu.lb/ http://ira.lau.edu.lb/fact-book/	Admissions Viewbook 2015-2016 LAU at a Glance 2015 Fact Book 2014-2015
Courses currently offered	https://banweb.lau.edu.lb/prod/bwckctlg.p_disp_dyn_ctlg http://catalog.lau.edu.lb/	
Other available educational opportunities	http://cep.lau.edu.lb/ http://www.lau.edu.lb/centers-institutes/sinarc/ http://students.lau.edu.lb/student-engagement/exchange.php	CEP Catalog
Other academic policies and procedures	http://www.lau.edu.lb/governance-policies/policies/ http://www.lau.edu.lb/governance-policies/procedures/ http://students.lau.edu.lb/registration/ http://catalog.lau.edu.lb/	
Requirements for degrees and other forms of academic recognition	http://catalog.lau.edu.lb/2014-2015/undergraduate/academic-rules-procedures.php http://catalog.lau.edu.lb/2014-2015/graduate/academic-rules-procedures.php http://catalog.lau.edu.lb/	

Information	Web Addresses	Print Publications
List of current faculty, indicating department or program affiliation, distinguishing between full- and part-time, showing degrees held and institutions granting them	http://www.lau.edu.lb/academics/faculty/ http://catalog.lau.edu.lb/ http://sas.lau.edu.lb/communication-arts/people/ http://sas.lau.edu.lb/csm/people/ http://sas.lau.edu.lb/education/people/ http://sas.lau.edu.lb/deli/people/ http://sas.lau.edu.lb/humanities/people/ http://sas.lau.edu.lb/natural-sciences/people/ http://sas.lau.edu.lb/social-sciences/people/ http://soe.lau.edu.lb/ce/faculty-staff/ http://soe.lau.edu.lb/ime/faculty-staff/ http://soe.lau.edu.lb/ece/faculty-staff/ http://sard.lau.edu.lb/aid/faculty-staff/ http://sard.lau.edu.lb/fafs/faculty-staff/ http://sard.lau.edu.lb/design/faculty-staff/ http://medicine.lau.edu.lb/about/faculty-staff/ http://nursing.lau.edu.lb/about/people/ http://pharmacy.lau.edu.lb/faculty_staff/faculty_directory.php http://sb.lau.edu.lb/faculty/ http://cep.lau.edu.lb/faculty_administration.php	
Names and positions of administrative officers	http://www.lau.edu.lb/offices-services/administrative-officers/ http://www.lau.edu.lb/offices-services/executive-officers/ http://ira.lau.edu.lb/fact-book/	Fact Book 2014-2015
Names, principal affiliations of governing board members	http://www.lau.edu.lb/governance-policies/board/bot.php http://catalog.lau.edu.lb/ http://ira.lau.edu.lb/fact-book/	President's Report 2014 (names only) LAU at a Glance 2015 (names only) Fact Book 2014-2015 (names only)
Locations and programs available at branch campuses, other instructional locations, and overseas operations at which students can enroll for a degree, along with a description of programs and services available at each location	http://www.lau.edu.lb/locations/ We don't have a Beirut campus or Byblos campus catalog. We present the information in a centralized way and, wherever a program is described, we strive to specify where it is available. See each academic program page on http://www.lau.edu.lb/academics/programs/	
Programs, courses, services, and personnel not available in any given academic year.	https://banweb.lau.edu.lb/prod/bwckctlg.p_disp_dyn_ctlg http://catalog.lau.edu.lb/	

Information	Web Addresses	Print Publications
Size and characteristics of the student body	http://www.lau.edu.lb/about/facts/ http://ira.lau.edu.lb/fact-book/ http://ira.lau.edu.lb/reports-data/	LAU at a Glance 2015 Fact Book 2014-2015 Facts 2014-2015
Description of the campus setting	http://www.lau.edu.lb/locations/	
Availability of academic and other support services	http://libraries.lau.edu.lb/library-services/ http://www.lau.edu.lb/about/related-entities/ http://aid.lau.edu.lb/ http://medicine.lau.edu.lb/clinical-program/ http://nursing.lau.edu.lb/about/clinical-affiliates.php http://pharmacy.lau.edu.lb/partnerships/ http://students.lau.edu.lb/registration/parking.php http://students.lau.edu.lb/info/transcripts.php http://students.lau.edu.lb/athletics/ http://students.lau.edu.lb/housing/ http://students.lau.edu.lb/hhw/ http://students.lau.edu.lb/registration/capp/ http://students.lau.edu.lb/registration/difficulties.php http://students.lau.edu.lb/career-guidance/ http://students.lau.edu.lb/student-engagement/ http://it.lau.edu.lb/ http://sas.lau.edu.lb/natural-sciences/facilities/ http://sas.lau.edu.lb/deli/facilities/writing-center.php http://sas.lau.edu.lb/deli/facilities/english-learning-lab.php http://sas.lau.edu.lb/deli/facilities/learning-center.php http://sas.lau.edu.lb/csm/facilities/acc-beirut.php http://sas.lau.edu.lb/csm/facilities/acc-byblos.php http://sas.lau.edu.lb/csm/facilities/computer-equipped-classroom.php http://sas.lau.edu.lb/csm/facilities/research-lab.php http://sas.lau.edu.lb/csm/facilities/high-performance-computer-center.php http://sas.lau.edu.lb/csm/news/all/math_tutoring_center.php http://catalog.lau.edu.lb/	
Range of co-curricular and non-academic opportunities available to students	http://students.lau.edu.lb/ http://issuu.com/lau-publications/docs/lau-magazine-vol15-issue1-winter2013/32 http://eventscal.lau.edu.lb/ http://mun.lau.edu.lb/	LAU Magazine Vol 15 issue 1 (winter 2013)
Institutional learning and physical resources from which a student can reasonably be expected to benefit	http://libraries.lau.edu.lb/ http://sas.lau.edu.lb/communication-arts/facilities/ http://sas.lau.edu.lb/csm/facilities/ http://sas.lau.edu.lb/deli/facilities/ http://sas.lau.edu.lb/natural-sciences/facilities/ http://soe.lau.edu.lb/ce/facilities/ http://soe.lau.edu.lb/ece/facilities/ http://soe.lau.edu.lb/ime/facilities/ http://medicine.lau.edu.lb/about/facilities/ http://pharmacy.lau.edu.lb/about/facilities.php http://students.lau.edu.lb/housing/ http://students.lau.edu.lb/athletics/facilities/ http://www.lau.edu.lb/locations/ http://catalog.lau.edu.lb/	

Information	Web Addresses	Print Publications
Institutional goals for students' education	http://www.lau.edu.lb/academics/programs/ (see each program page, which has a section called "learning outcomes" or "intended outcomes" or a link to a similar page) http://catalog.lau.edu.lb/ (see each program page)	
Success of students in achieving institutional goals including rates of retention and graduation and other measure of student success appropriate to institutional mission. Passage rates for licensure exams, as appropriate	http://pharmacy.lau.edu.lb/about/educational_quality_indicators.php http://www.lau.edu.lb/about/facts/ http://www.lau.edu.lb/news-events/news/archive/student_satisfaction_survey_yi/ http://ira.lau.edu.lb/fact-book/ http://ira.lau.edu.lb/assessment/surveys.php	Fact Book 2014-2015 Facts 2014-2015
Total cost of education, including availability of financial aid and typical length of study	http://www.lau.edu.lb/fees/ http://aid.lau.edu.lb/ http://admissions.lau.edu.lb/financing.php http://nursing.lau.edu.lb/students/financial-aid.php http://medicine.lau.edu.lb/admission/ Typical length of study: see each program on http://www.lau.edu.lb/academics/programs/	
Expected amount of student debt upon graduation	Not available online.	Not available in print.
Statement about accreditation	http://www.lau.edu.lb/about/charter-accreditation/ http://www.lau.edu.lb/about/charter-accreditation/neasc/ http://catalog.lau.edu.lb/2014-2015/about-lau/charter-accreditation.php http://catalog.lau.edu.lb/2014-2015/about-lau/program-accreditation.php http://admissions.lau.edu.lb/undergraduate/faq.php http://pharmacy.lau.edu.lb/about/accreditation.php http://sas.lau.edu.lb/about/accreditation.php http://sas.lau.edu.lb/csm/accreditation/ http://soe.lau.edu.lb/accreditation.php http://soe.lau.edu.lb/ce/programs/be-civil/ http://soe.lau.edu.lb/ece/programs/be-computer/ http://soe.lau.edu.lb/ece/programs/be-electrical/ http://soe.lau.edu.lb/ime/programs/be-industrial/ http://soe.lau.edu.lb/ime/programs/be-mechanical/ http://sb.lau.edu.lb/about/accreditation.php http://www.lau.edu.lb/about/faq/ http://ira.lau.edu.lb/	Fact Book 2014-2015 Facts 2014-2015

Physical Facilities



UNIVERSITY HOLDINGS AND LOCATIONS



CAMPUS LOCATIONS

Beirut Campus

The 27,500 square meters encompasses 12 buildings with 70,782 square meters of built-up areas and 4,550 square meters of greenery.



Byblos Campus

This campus consists of 14 buildings with a land lot area of 173,263 square meters, a total built-up area of 76,758 square meters and 11,450 square meters of greenery.



OFF-CAMPUS RENTALS

Within Beirut

4,694 square meters were rented to provide additional physical facilities to meet the expansion needs in support of the administrative and academic requirements as well as that of the housing needs.



Within Byblos

In year 2011, the University rented 2,296 square meters to provide additional dormitories near the campus to accommodate the increase in the housing needs.



OTHER LOCATIONS WITHIN LEBANON

Executive Center at Solidere

Spread across 600 square meters in the heart of Beirut, the Executive Center includes fully equipped classrooms, conference room, studio, lounge and offices to best serve its goal for offering executive learning.



LAUMC-RH

LAU's Expansion into the field of medical education was buttressed by the acquisition of a majority shareholder position in the LAUMC-RH with a total built-up area of 7,900 square meters.



Louis Cordahi Museum

The Louis Cordahi Museum and Foundation was donated to LAU in August 2013. It houses historical artifacts, artwork, documentary films and a small library to promote respect for Byblos' architectural, cultural and historical legacy.



INTERNATIONAL LOCATIONS

New York Academic Center

The new state-of-the-art facility in New York, inaugurated in September 2013, houses LAU's New York Academic Center. A built-up area of 2,400 square meters accommodates fully equipped instructional resources, library, student lounge and offices.

MAJOR UNIVERSITY HOLDINGS AND LOCATIONS

Beirut Campus

OWNED BUILDINGS

	Business Building
	Gezairi Building
	Gymnasium Building
	Irwin Hall
	Nicol Hall
	Orme Gray Building

	Riyad Nassar Library
	Safadi Fine Arts Building
	Sage Hall
	Shannon Hall
	University Services Building
	Wadad Khoury Student Center



LEASED BUILDINGS

	Attieh Building
	Capital Suites Building



Beirut Campus in the 1940s



UNIVERSITY HOLDINGS BEIRUT CAMPUS

Lot Number	Owned Areas (m ²)	Leased Areas (m ²)	Number of Buildings	Building Name	Total Built up Area (m ²)	Physical Plant Usage
1014	18,755		9	Sage Hall	2,189	Classrooms - Computer Labs - Science Laboratories - Offices
				Nicol Hall	6,032	Classrooms - Writing Center - Studios - Computer Labs - Offices - Meeting Rooms
				Irwin Hall	4,076	Auditorium - Classrooms - Offices - Meeting Rooms
				Shannon Hall	882	Offices - Meeting Room - Early Learning Center
				University Services	1,780	Offices - Meeting Room - Data Center
				Orme Gray Hall	4,359	Offices - Meeting Room - Dormitory - President's House - Studios - Computer Labs - Memorabilia - Lounge - Workshop
				Gymnasium Building	1,864	Indoor Swimming Pool - Indoor Basket Ball Court - Outdoor Tennis Court - Dancing Rooms - Offices
				Safadi Fine Arts	3,791	Offices - Studios - classrooms - Editing Cubicles - Photography Lab - Gulbenkian Amphitheater - Sheikh Zayed Exhibition Hall
				Wadad Khoury Student Center	4,066	Students' Recreational Room - Lounges - Offices - Meeting Room - Testing Room - Classrooms - Lecture Hall - Cafeteria - Cyber Café - Health Services - One-Stop-Shop - Music Room - Music Practice Rooms - Study Room - Dancing Room - Fitness Center
3750	2,550		2	Business Building	5,804	Offices - Classrooms - Computer Lab - Simulation Lab - Lecture Halls
				Riyad Nassar Library	8,283	Library - Open Stacks - Group Study Areas - Projection Rooms - Meeting Rooms - University Archive - Classroom - Mimeographing Center
				Underground Parking	11,111	Technical area - Parking
3746	1,660					Technical Plants
1033	805					Not developed
3752	2,000					Not developed
1477	1,730		1	Gezairi Building	16,546	Offices - Classrooms - Studios - Auditorium - Multi-purpose room - Parking
		445		Itani Store		Store
		200		Siblini Store		Store
		1,785		Attieh Building		Offices - Classrooms - Computer Labs
		2,264		Capital Suites		Dormitory
Total	27,500	4,694	12		70,782	
				Total Built-Up Area	75,476	

CAPITAL & RENOVATION PROJECTS 2013-2014 BEIRUT CAMPUS

Project	Brief Description	Area (m ²)	Duration of Completion
Infrastructure Beirut	The scope of work includes the execution of civil, mechanical , electrical and IT for the Beirut Infrastructure and the upgrading and refurbishment of the Data Center.	N/A	In-progress
Miscellaneous Renovation Projects 2013 (II)	The scope of works included civil and finishing, mechanical and electrical work to: <ul style="list-style-type: none"> □Refurbish Orme Gray L3, L4 & L5 toilets & provide additional office spaces. □Provide toilets for Janitor and Mimeographing Center in Business Building L 7. □Supply and install canopy at the Business Building- Underground parking elevator. 	225	90 (COMPLETED)
Riyad Nassar Library Levels 8 & 9, New Study Area & EIC	The scope of work included needed renovation to upgrade certain areas to cater to the new functions of the Library, mainly providing group study areas providing the needed IT connections, purchasing needed furnishing to add seating capacity, in addition to executing needed IT and electrical work for the EIC room.	225	90 (COMPLETED)
Campus Grounds External Works	Campus Drainage & Concrete Work: The scope of work included excavation, civil and mechanical work.	N/A	180 (COMPLETED)
Gym Entrance, Offices and Showers	The scope of work included civil and finishing, mechanical and electrical work to refurbish the gym entrance, offices, corridor, lobby area, showers and toilets.	230	180 (COMPLETED)



Project	Brief Description	Area (m ²)	Duration of Completion
Sage 101 Computer Lab	The scope of work included needed renovation work to upgrade the computer Lab.	44	30 (COMPLETED)
Sage 102 Office and 103 Wet Lab	<p>This project was executed to meet the academic requirements and enrollment growth of the School of Arts & Sciences to create a wet lab. The scope of work also included:</p> <ul style="list-style-type: none"> □ Applying needed renovation work to Sage Hall 102 office. □ Upgrading some Sage Hall Building systems/ panels, provide BMS controls for the SH Chillers and extend the gas system that is connected to the garden to operate the needed equipment. 	70	90 (COMPLETED)
Riyad Nassar Library 708 Classroom	The scope of work included needed renovation to change the function of Library stacks into a classroom.	56	30 (COMPLETED)
Safadi Fine Arts Building Level 5 Offices Refurbishment	The scope of work included civil, electrical, mechanical, network- ing, furnishing and IT components necessary to renovate offices.	80	90 (COMPLETED)
Gezairi Fashion Design	<p>The scope of work included the renovation of the annex of Gezairi Building next to the Corner Building to accommodate the physical facilities' requirements to meet the academic needs of the Fashion Design program.</p> <p>The premises will be used on a temporary basis until the completion of Gezairi Building Renovation.</p> <p>The project provided cutting studio, Design Studio, Sewing and Dry Textile Lab, storage space, and office spaces.</p>	400	90 (COMPLETED)



PROJECTS UNDER DESIGN 2013-2014

BEIRUT CAMPUS




GEZAIRI BUILDING

The Lebanese American University again is expanding its campus by the purchase of the Gezairi Building at Sadat Street, a newly purchased complex for an area of 16,546 square meters that will be used to allow the University's academic programs to grow in stature by providing needed spaces. This building will accommodate the School of Architecture and Design.



IRWIN HALL

Irwin Hall was completed in 1947. The facades of the building contain very fine detailed ornamentation and are symbolic of the historical background of the region. At the same time, the facades are mixed with modern architecture to add more functional spaces to this building. This building accommodates a 396 seat Auditorium in addition to the administrative units, the Central Administration offices and auxiliary functions (lounges, conference rooms, etc.) are also hosted on dedicated floor on Level 6. Level 7 actually accommodates classrooms. This building will undergo needed major renovation.



GULBENKIAN AMPHITHEATER

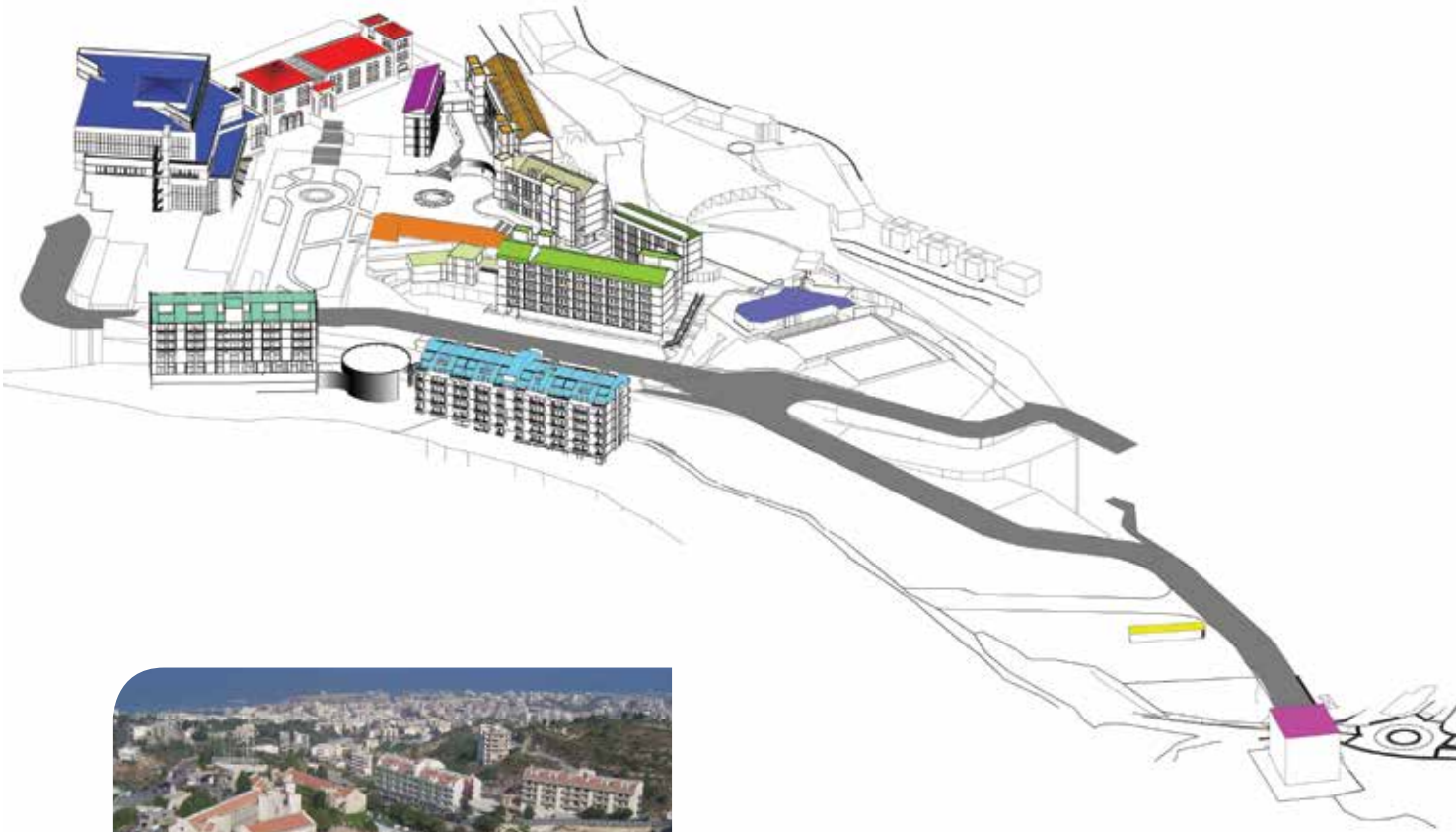
The Gulbenkian amphitheater, located in Safadi Fine Arts Building, consists of a thrust stage, a backstage with two dressing rooms and make-up rooms, a control room for lighting and sound operation, wardrobe cabinets and as scene shop for set construction and for wood stage. It has 344 seats. It was inaugurated in 1970. It shall be completely renovated and equipped with new furniture, sound systems, necessary acoustics, lighting system...

MAJOR UNIVERSITY HOLDINGS AND LOCATIONS

Byblos Campus

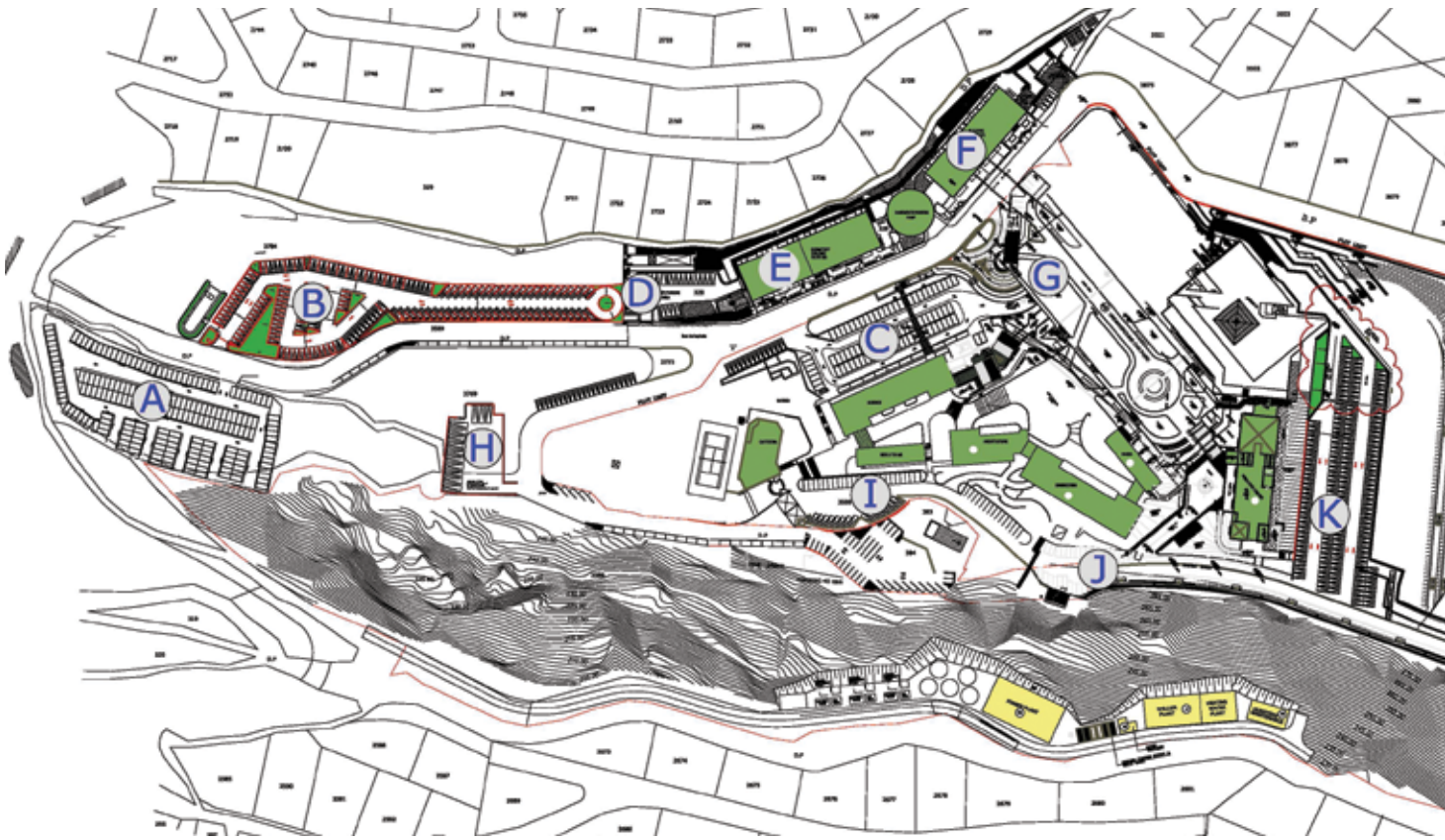
	Architecture Hall
	Bassil Hall
	Block A Building
	Cafeteria Building
	Driver's Lounge
	Frem Civic Center
	Gilbert and Rose Marie Chagoury Health Sciences Center

	Library Extension
	Residence Hall Block B
	Residence Hall Block C
	Science Building
	Student Center
	Tohme Rizk Building
	Zakhem Engineering Hall



Lot Number	Owned Areas	Leased Areas	Number of Buildings	Building Name	Total Built up Area (m²)	Physical Plant Usage
328	7,762		2	Block A Building	7,904	Offices - Computer lab - Science Labs - Classrooms - Meeting Rooms
				Residence Hall Block B	11,442	Dormitory
				Prefab Site Offices	95	Offices
3321	972					Not developed
387	880					Not developed
326	7,761					Not developed
3769	4,631					Not developed
3587	136,423		11	Cafeteria Building	582	Cafeteria
3588				Science Building	5,432	Classrooms - Laboratories - Library - Central Admin- istration - Meeting Rooms - Selina Korban Theater
				Tohme-Rizk Building	952	Offices
				Architecture Hall	2,830	Classrooms - Studios - Computer Labs - Offices
				Bassil Hall	1,124	Offices
				Zakhem Engineering Hall	4,423	Classrooms - Laboratories - Computer Labs
				Student Center	922	Students Lounge - Gymnasium - Offices
				Library Extension	453	Offices
				Frem Civic Center	4,716	Classrooms - Seminar Rooms - Offices - Multi-purpose room - Computer Lab - Meeting Rooms - Lounge
				Site Offices	200	Offices
				Engineering Flex Space	180	Laboratories
				Underground Parking	19,000	Parking
				Chagoury Health Sciences Center	15,500	Classrooms - Laboratories - Computer Labs - Library - Offices - Auditorium - Cyber Cafe
3781	1,128			Driver's Lounge	130	Driver's Lounge
3782	1,065					
3783	1,180					
3784	1,040					
3785	1,353					
3786	1,339					
3787	1,029					
3788	1,017					
329	4,810					
1695	873		1	Residence Hall Block C	873	Dormitory
3705		2,296		Maatouk Dorm		Dormitory
Total	173,263	2,296	14		76,758	
				Total Built-Up Area	79,054	

UNIVERSITY PARKING SERVICES



Parking Locations	Code on Map	No.
Lower Parking (LEFT)	B	180 cars
Lower Parking (RIGHT)	A	180 cars
Road - LAU Entrance		26 cars
Residence Hall B Underground Parking	E	79 cars
Residence Hall B Outdoor Parking	D	13 buses
Block A Underground Parking	F	18 cars
Science Parking	C	94 cars
Road (church)		85 cars
Upper Gate	I	55 cars
Parking In front of Engineering Labs and Workshops Building	J	44 cars
Parking behind Frem Civic Center	K	160 cars
Underground Parking	G	568 cars
Lower Gate		13 cars
Total No. of Vehicles		1,515

PROJECTS UNDER DESIGN BYBLOS CAMPUS



CENTRAL ADMINISTRATION & LIBRARY BUILDINGS

The new 8,386m² Byblos Library and Central Administration Buildings will be the new focus of the LAU Byblos campus. The exposed metamorphic rock at the site reflects the historic stratification of the ancient city of Byblos and became a catalyst for the design. The new buildings, like fragments from the excavated mountain, are juxtaposed and the resulting interstitial space forms a sunken amphitheater with the exposed sedimentary rock as the backstage. Atelier PT proposed incorporating passive design features derived from the local typology into the conceptual phase and subsequently prompted the University to target LEED Gold for the project.



INFRASTRUCTURE

The project consists of providing infrastructure utilities, networks and plants for the Byblos Campus, in addition to all associated earthworks, civil and finishing works. The main work packages are: heating plant (2x1472Kw), chilled water plant (5x2532 T), domestic and irrigation water network, storm drainage and sanitary sewer, power plant (11MVA) and MV/LV distribution networks, water tank (3,500m³), maintenance quarter (400m²) and other miscellaneous systems. Works also include the supply, installation and testing of heavy equipment such as water cooled chillers, cooling towers, boiler, generators, MV transformers, Switchgears, panel boards, etc...

CAPITAL & RENOVATION PROJECTS 2013-2014

BYBLOS CAMPUS

Project	Brief Description	Area (m ²)	Duration of Completion
Underground Parking Phase II	The scope of work included electro-mechanical, finishing works and Parking Management System to existing shell.	19,000	210 days (COMPLETED)
Block A Level 7 Renovation	The scope of work included the civil, electrical, mechanical, and network and telecommunications work to refurbish existing rooms to create 16 offices to accommodate 16 users in addition to providing toilets and services area. Half of Level 7 floor was renovated to cater to the space needs of the School of Arts & Sciences.	350	90 days (COMPLETED)
Library Extension L3 Renovation	The scope of work included civil, electrical, mechanical, and network and telecommunications work to refurbish office spaces.	80	28 days (COMPLETED)
Student Center Offices Renovation	The scope of work included civil, electrical, mechanical, networking, furnishing and IT active components necessary to renovate and remodel the offices referred to the office of the Dean of Student Services.	182	165 days (COMPLETED)
SON & Computer Lab Modifications	The scope of work included modifications to the architecture of the School of Nursing and some modifications to the computer lab referred to the School of Medicine.	446	83 days (COMPLETED)
Block A L4, 5, 6 and 7	The scope of work covered civil, mechanical, electrical and IT work necessary for refurbishing area at levels L4 L5 16 & L7 of Block A to accommodate occupants moving in from Tohme Rizk Building.	N/A	15 days (COMPLETED)
Infrastructure Project: Soil Retaining Package	The scope of work included the execution of Shotcrete and nails to protect the existing retaining walls and the WWTP's at the Valley I Part of the Infrastructure project.	N/A	110 days (COMPLETED)



Project	Brief Description	Area (m ²)	Duration of Completion
Tohme Rizk Renovation	Major Renovation to remodel all the building to provide state-of-the-art facilities to meet the administrative needs.	1,050	210 days In-progress
Parking Lots A, B K	All the Parking lots need major renovation to include fencing, parking lining, irrigation system, Excavation and reinforced concrete work, lighting system and needed electrical work, security kiosks, emergency phones, barriers supply and installation of CCTVs and needed multimedia equipment, etc. Two parking lots need asphaltting work and the supply and installation of gates.	12,400	120 days In-progress
Engineering Labs & Workshops Building	This building is intended to replace the existing Engineering workshops. It should be designed to meet the needs of the School of Engineering in a more efficient and up-to-date manner proving state-of-the-art physical facilities to support the academic developmental needs.	10,350	707 days In-progress







**DEPARTMENT OF INSTITUTIONAL
RESEARCH AND ASSESSMENT**

Lebanese American University
P.O. Box 13 – 5053
Beirut, Lebanon
Beirut Campus Orme Gray, Level 3
Tel: 961 1 786456 Ext: 1232
E-mail: ira@lau.edu.lb
<http://ira.lau.edu.lb/>

