

# ADMISSIONS





## ADMISSIONS PROFILE

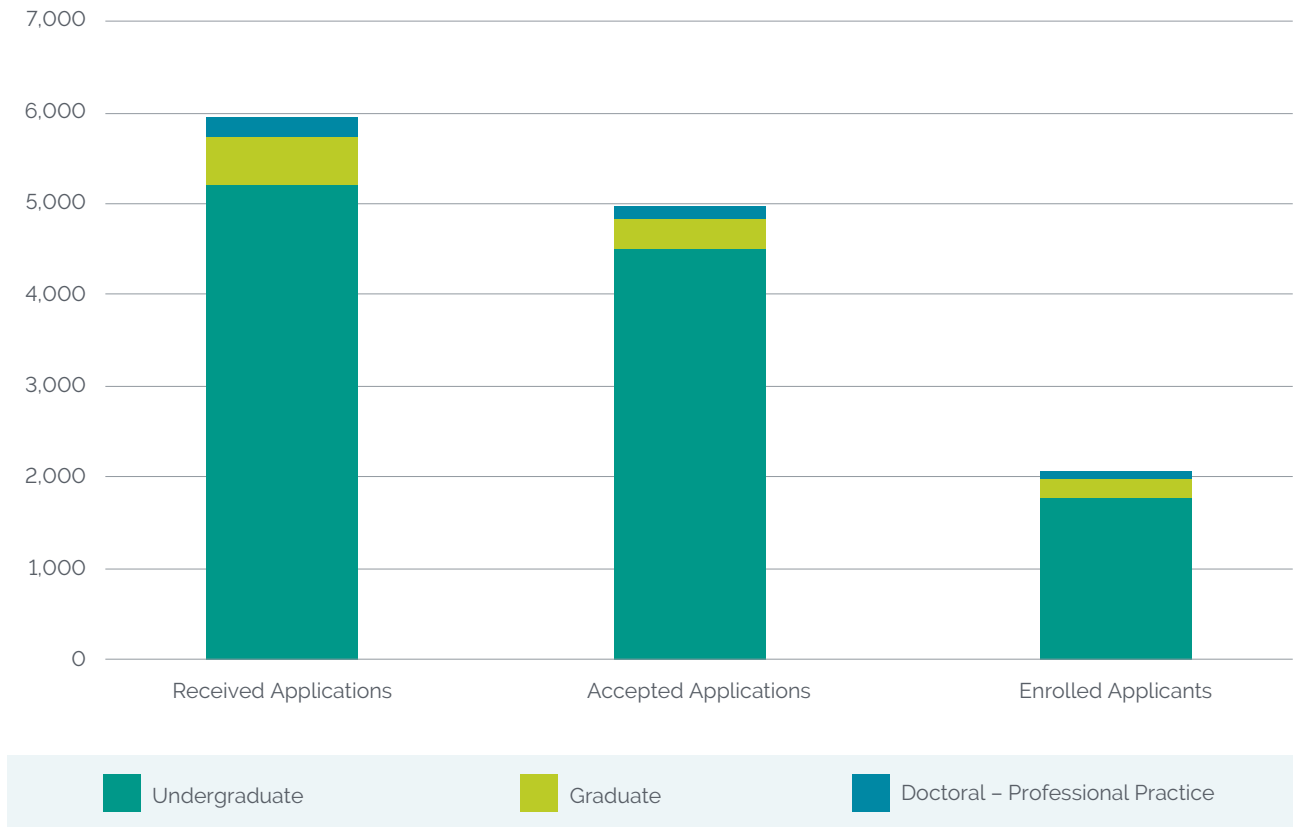
### ACADEMIC YEAR 2018–2019

	Very Important	Important	Considered	Not Considered
<b>Academic</b>				
Rigor of secondary school record	✓			
Class rank			✓	
Academic GPA	✓			
Standardized test scores	✓			
Application Essay				✓
Recommendation			✓	
<b>Nonacademic</b>				
Interview				✓
Extracurricular activities			✓	
Talent/ability			✓	
Character/personal qualities				✓
First generation				✓
Alumni/ae relation			✓	
Geographical residence				✓
State residency				✓
Religious affiliation/commitment				✓
Racial/ethnic status				✓
Volunteer work				✓
Work experience			✓	
Level of applicant's interest			✓	

## STUDENT ADMISSIONS BY LEVEL FALL 2018

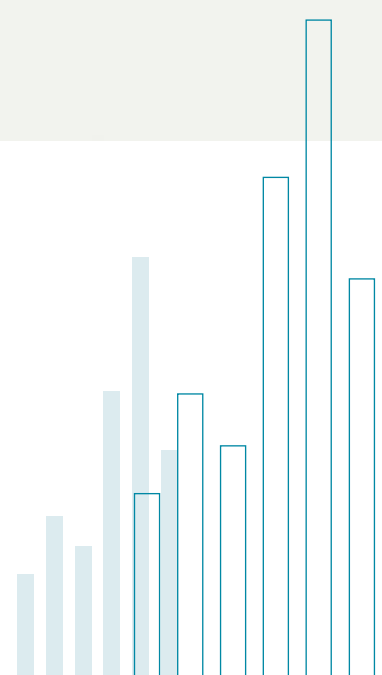
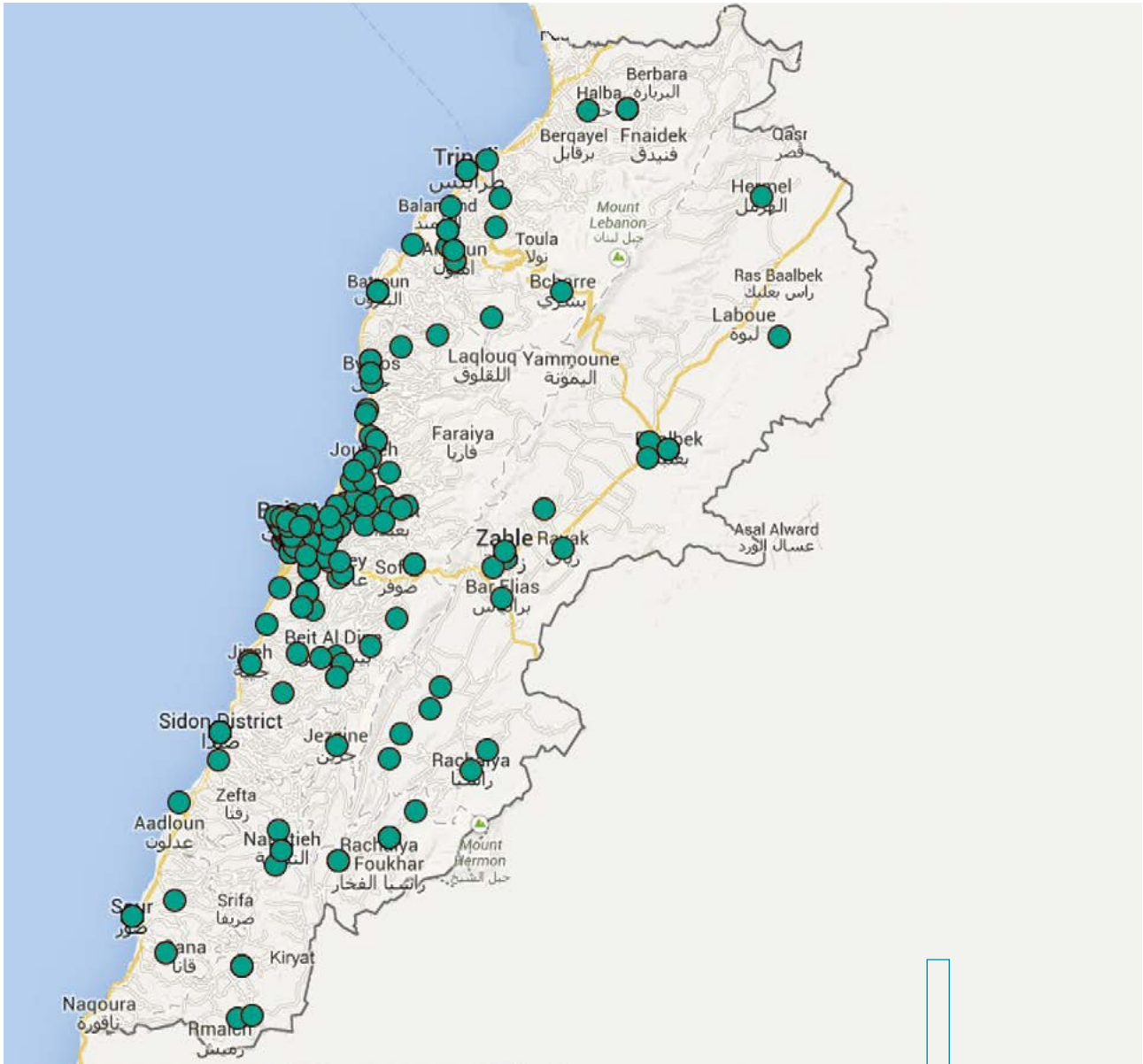
	Received Applications	Accepted Applications	Enrolled Applicants
Undergraduate	5,207	4,530	1,776
Graduate	524	307	202
Doctoral – Professional Practice	222	129	98
<b>Total</b>	<b>5,953</b>	<b>4,966</b>	<b>2,076</b>

*Student Admissions by Level*



# APPLICATIONS FROM LEBANESE HIGH SCHOOLS

FALL 2018



## STUDENT ADMISSIONS BY SCHOOL FALL 2018

	Received Applications	Accepted Applications	Enrolled Applicants
School of Architecture and Design	365	310	103
School of Arts and Sciences	2,678	2,231	921
Adnan Kassar School of Business	1,162	980	462
School of Engineering	1,075	935	306
Gilbert and Rose-Marie Chagoury School of Medicine	169	83	63
Alice Ramez Chagoury School of Nursing	102	85	50
School of Pharmacy	310	261	126
Office of Graduate Studies & Research	1	0	0
No College Designated	91	81	45
<b>Total</b>	<b>5,953</b>	<b>4,966</b>	<b>2,076</b>

## NEW USAID-USP STUDENT COHORT FALL 2018

	Received Applications	Accepted Applications	Enrolled Applicants
School of Architecture and Design	26	1	1
School of Arts and Sciences	348	30	30
Adnan Kassar School of Business	129	11	11
School of Engineering	233	15	15
Alice Ramez Chagoury School of Nursing	57	9	9
<b>Total</b>	<b>793</b>	<b>66</b>	<b>66</b>

\* *USAID University Scholarship Program* aims to provide undergraduate scholarships for promising public high school students from all governorates of Lebanon, with the support of the United States Agency for International Development (USAID).

## FIRST-TIME UNDERGRADUATE STUDENT ADMISSIONS BY SCHOOL FALL 2018

	Received Applications	Accepted Applications	Enrolled Applicants
School of Architecture and Design	342	302	99
School of Arts and Sciences	2,267	2,027	787
Adnan Kassar School of Business	856	784	337
School of Engineering	1,033	916	292
Alice Ramez Chagoury School of Nursing	91	76	45
School of Pharmacy	203	185	75
No College Designated	60	56	22
<b>Total</b>	<b>4,852</b>	<b>4,346</b>	<b>1,657</b>

\* **First-time student** is a student who has no prior postsecondary experience attending any institution for the first time at the undergraduate level. It also includes students enrolled in the fall term who attended college for the first time in the prior summer term, and students who entered with advanced standing.

## AVERAGE SAT SCORES OF ACCEPTED FIRST-TIME STUDENTS FALL 2018

	Evidence-Based Reading & Writing	Math	Evidence-Based Reading & Writing + Math
Accepted First-Time Students	530	607	1,137
Average US SAT scores for year 2018 as per College Board Statistics	549	546	1,096

## SCHOOL TYPE OF ACCEPTED FIRST-TIME STUDENTS FALL 2018

		Number of Schools	Percentage of Total	Number of Students	Percentage of Total
Lebanese Schools	Private	305	87%	3798	97%
	Public	44	13%	98	3%
	<b>Total</b>	<b>349</b>	<b>100%</b>	<b>3,896</b>	<b>100%</b>
Regional and International Schools	Private	182	100%	450	100%
	<b>Total</b>	<b>182</b>	<b>100%</b>	<b>450</b>	<b>100%</b>
<b>Total Schools</b>	Private	487	92%	4348	98%
	Public	44	8%	98	2%
	<b>Total</b>	<b>531</b>	<b>100%</b>	<b>4,346</b>	<b>100%</b>