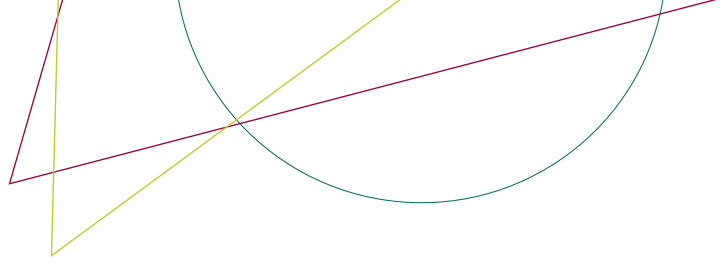


DEGREES CONFERRED



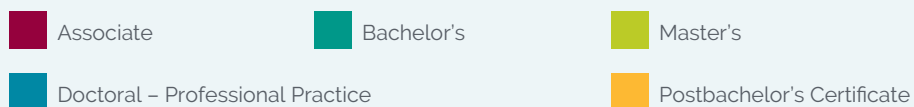
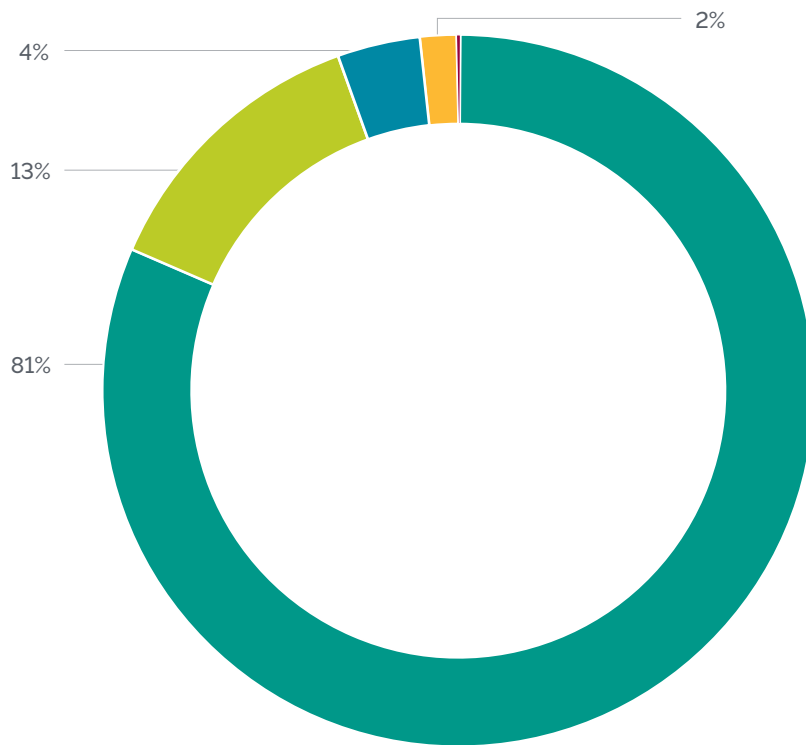


DEGREES CONFERRED BY SCHOOL

JULY 1, 2017 TO JUNE 30, 2018

	Associate	Bachelor's	Master's	Doctoral – Professional Practice	Postbachelor's Certificate	Total
School of Architecture and Design		199				199
School of Arts and Sciences	1	472	64		35	572
Adnan Kassab School of Business	1	650	192			843
School of Engineering		241	4			245
Gilbert and Rose-Marie Chagoury School of Medicine				48		48
Alice Ramez Chagoury School of Nursing		17				17
School of Pharmacy		66		28		94
Graduate Studies & Research			3			3
Total	2	1,645	263	76	35	2,021

Degrees Conferred



DEGREES CONFERRED BY DEGREE LEVEL

JULY 1, 2017 TO JUNE 30, 2018

	2012 – 2013	2013 – 2014	2014 – 2015	2015 – 2016	2016 – 2017	2017 – 2018
Associate	27	15	12	6	–	2
Bachelor's	1,615	1,718	1,691	1,699	1,592	1,645
Master's	210	218	178	180	174	263
Doctoral – Professional Practice	50	61	69	81	78	76
Postbachelor's Certificate	30	25	40	46	41	35
Total	1,932	2,037	1,990	2,012	1,885	2,021
% change	4.1%	5.4%	-2.3%	1.1%	-6.3%	7.2%

Degrees Conferred by Degree Level



UNDERGRADUATE DEGREE PROGRAMS AND MAJORS OFFERED

FALL 2018-2019

School of Architecture and Design			
Bachelor of Architecture (B.ARCH.)			
Architecture			176 credits
Bachelor of Arts (B.A.)			
Fine Arts			92 credits
Fashion Design			130 credits
Interior Architecture			139 credits
Bachelor of Science (B.S.)			
Interior Design			110 credits
Graphic Design	With emphasis on	Digital Design Print Design	118 credits



School of Arts And Sciences

Bachelor of Arts (B.A.)

Arabic Language & Literature			
Communication			92 credits
Education	With emphasis on	Early Childhood Education Elementary Education	95 credits
English	With emphasis on	English Language English Literature	92 credits
History			92 credits
Multimedia Journalism			92 credits
Performing Arts			92 credits
Philosophy			92 credits
Political Science	92 credits	Political Science	92 credits
Political Science / International Affairs		Political Science / International Affairs	92 credits
Psychology	92 credits	Psychology	92 credits
Social Work and Community Development	92 credits	Social Work and Community Development	92 credits
Television and Film			92 credits
Translation	With emphasis on	French Translation Business Translation	92 credits

Bachelor of Science (B.S.)

Applied Physics			94 credits
Bioinformatics			104 credits
Biology			96 credits
Chemistry			92 credits
Computer Science			92 credits
Mathematics			92 credits
Nutrition			94 credits
Nutrition & Dietetics – Coordinated Program			121 credits

Special Degree

Diploma in Learning Disabilities and Giftedness			21 credits
Teaching Diploma in	Elementary Level Intermediate and Secondary Level		21 credits

Adnan Kassar School of Business

Bachelor of Science (B.S.)

Business Studies	With emphasis on	Accounting Banking and Finance Family and Entrepreneurial Business International Business Information Technology Management Management Marketing	92 credits
Economics			92 credits
Hospitality and Tourism Management			92 credits

School of Engineering

Bachelor of Engineering (B.E.)

Civil Engineering			150 credits
Computer Engineering			150 credits
Electrical Engineering			150 credits
Industrial Engineering			150 credits
Mechanical Engineering			150 credits
Mechatronics Engineering			150 credits
Petroleum Engineering			150 credits

Special Degree

Pro Green Diploma (in collaboration with the American University of Beirut and The American University of Cairo)			18 credits
--	--	--	------------

Alice Ramez Chagoury School of Nursing

Bachelor of Science (B.S.)

Nursing			103 credits
---------	--	--	-------------

School of Pharmacy

Bachelor of Science (B.S.)

Pharmacy			174 credits
----------	--	--	-------------

GRADUATE DEGREE PROGRAMS AND MAJORS OFFERED

FALL 2018–2019

School of Architecture & Design

Mutaz & Rada Sawwaf Master of Arts (M.A.)

Islamic Art & Architecture	30 credits
----------------------------	------------

School of Arts and Sciences

Master of Arts (M.A.)

Education	30 credits
International Affairs	30 credits
Migration Studies	30 credits
Interdisciplinary Gender Studies	30 credits

Master of Science (M.S.)

Computer Science	30 credits
Applied and Computational Mathematics	30 credits
Molecular Biology	30 credits
Nutrition	30 credits

Adnan Kassar School of Business

Master of Business Administration (M.B.A.)

Business Administration	39 credits
-------------------------	------------

Executive Master's Program (E.M.B.A.)

Business Administration	36 credits
-------------------------	------------

Master of Arts (M.A.)

Applied Economics	30 credits
-------------------	------------

Master of Law (LL.M.)

Business Law	30 credits
--------------	------------

Master of Science (M.S.)

Human Resources Management	30 credits
----------------------------	------------

School of Engineering

Master of Science in Engineering (M.S.E.)

Civil and Environmental Engineering	Infrastructure and Construction Management Environmental Science, Engineering and Management Engineering Mechanics	30 credits
Computer Engineering	Computer Engineering Computer and Communication Engineering	30 credits
Industrial Engineering and Engineering Management	Engineering Management	30 credits

School of Pharmacy

Master of Science (M.S.)

Pharmaceutical Development and Management

36 credits

Office of Graduate Studies & Research

Executive Masters of Arts (EMAAS)

Actuarial Science

36 credits

DOCTORAL – PROFESSIONAL PRACTICE DEGREE PROGRAMS AND MAJORS OFFERED

ACADEMIC YEAR 2018–2019

Gilbert and Rose-Marie Chagoury School of Medicine

Doctor of Medicine (M.D.)

School of Pharmacy

Doctor of Pharmacy (Pharm.D.)

Pharm-D

201 credits *

* Includes 174 credits as required for Bachelor of Science in Pharmacy degree in addition to 27 credits required for Doctor of Pharmacy degree.



BACHELOR'S DEGREES 150% GRADUATION RATES ENTERING COHORTS 2007-2012

	2007		2008		2009		2010		2011		2012	
	N	%	N	%	N	%	N	%	N	%	N	%
Bachelor of Arts and Bachelor of Science	738	77.0%	701	71.6%	902	75.8%	830	78.2%	887	79.7%	818	79.8%
Bachelor of Engineering	144	75.7%	147	66.0%	205	76.6%	183	83.6%	262	82.4%	250	85.2%
Bachelor of Pharmacy	101	81.2%	94	62.8%	110	n.a.	90	n.a.	102	n.a.	76	n.a.
Bachelor of Architecture	24	79.2%	40	80.0%	58	n.a.	80	n.a.	50	n.a.	50	n.a.
Bachelor of Arts in Interior Architecture	12	75.0%	15	86.7%	14	92.9%	33	84.9%	29	86.2%	38	86.8%
Total Bachelor's Degrees	1,019	77.2%	997	70.5%	1,289	66.3%	1,216	68.3%	1,330	n.a.	1,232	n.a.

* **150% graduation rate** is the percentage of students entering the institution as full-time, first-time, degree seeking undergraduate students in the specified fall cohort who have completed their degree within 150 percent of normal time to completion.

Bachelor of Arts and Bachelor of Science: 4.5 years

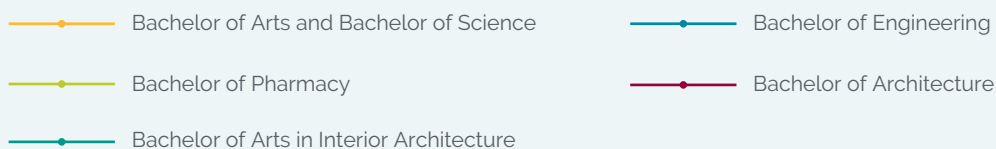
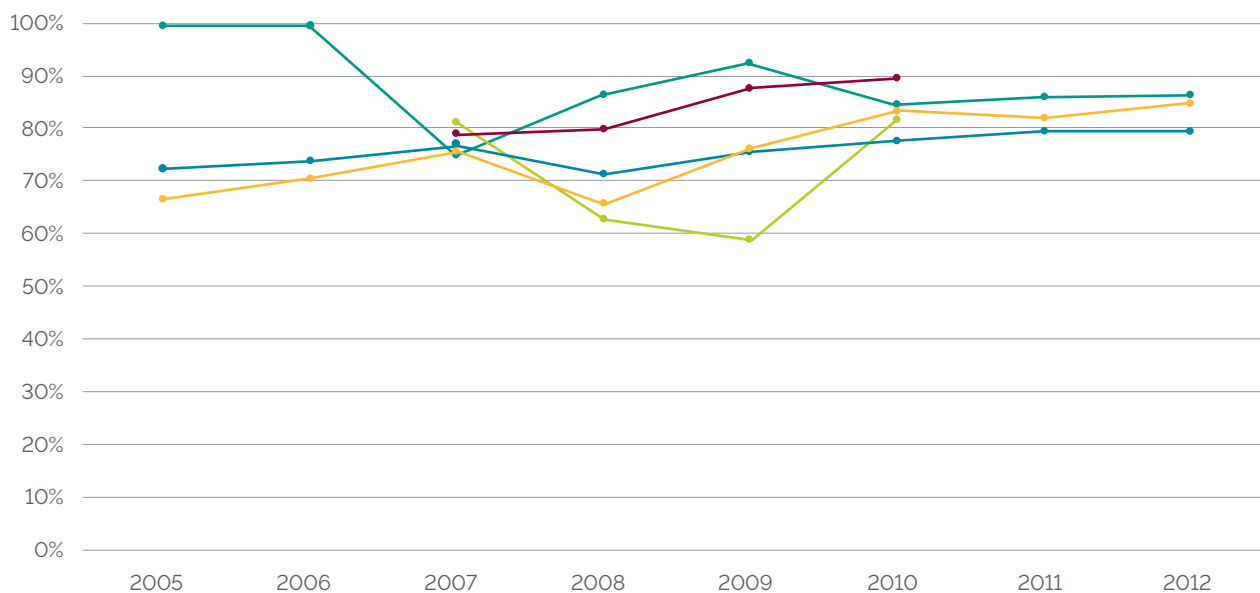
Bachelor of Engineering: 6 years

Bachelor of Pharmacy: 7.5 years

Bachelor of Architecture: 7.5 years

Bachelor of Interior Architecture: 6 years

Bachelor's Degrees 150% Graduation Rates



BACHELOR'S DEGREES SIX-YEAR GRADUATION RATES ENTERING COHORTS 2007-2012

	2006		2007		2008		2009		2010		2011	
	N	%	N	%	N	%	N	%	N	%	N	%
School of Architecture and Design	105	80.0%	116	74.1%	177	80.2%	202	84.7%	143	84.6%	127	82.7%
School of Arts and Sciences	172	83.7%	180	76.7%	313	76.0%	374	80.5%	391	81.8%	406	83.5%
Adnan Kassar School of Business	486	87.7%	448	84.8%	474	87.6%	357	88.8%	404	88.1%	352	89.2%
School of Engineering	144	72.9%	147	64.6%	205	75.6%	183	82.5%	262	81.7%	250	84.0%
Alice Ramez Chagoury School of Nursing	-	-	-	-	-	-	10	100.0%	28	92.9%	21	100.0%
School of Pharmacy	101	80.2%	94	56.4%	110	60.9%	90	56.7%	102	60.8%	76	82.9%
No College Designated	11	54.5%	12	58.3%	10	60.0%	-	-	-	-	-	-
Total Bachelor's Degrees	1,019	83.0%	997	76.1%	1,289	79.4%	1,216	82.3%	1,330	82.6%	1,232	85.4%

* *Six-year graduation rate* is the percentage of students entering the institution as full-time, first-time, degree seeking undergraduate students in the specified fall cohort who have completed their degree within six years.

Bachelor's Degrees Six-year Graduation Rates

