

# FACULTY AND STAFF



## FULL-TIME FACULTY BY GENDER AND SCHOOL

### FALL 2018

	Female	Male	Total
School of Architecture and Design	22	11	33
School of Arts and Sciences	62	69	131
Adnan Kassar School of Business	51	22	73
School of Engineering	36	5	41
Gilbert and Rose-Marie Chagoury School of Medicine	7	8	15
Alice Ramez Chagoury School of Nursing	2	7	9
School of Pharmacy	8	13	21
<b>Total</b>	<b>188</b>	<b>135</b>	<b>323</b>

*Full-time Faculty by Gender and School*



## PHYSICIANS AT LAU MEDICAL CENTER-RIZK HOSPITAL

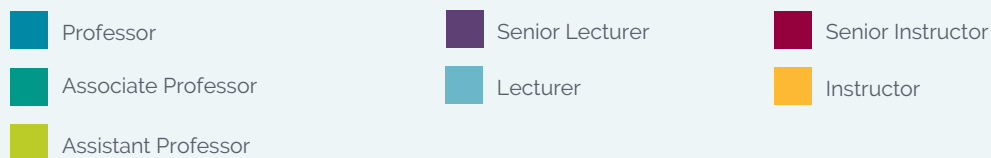
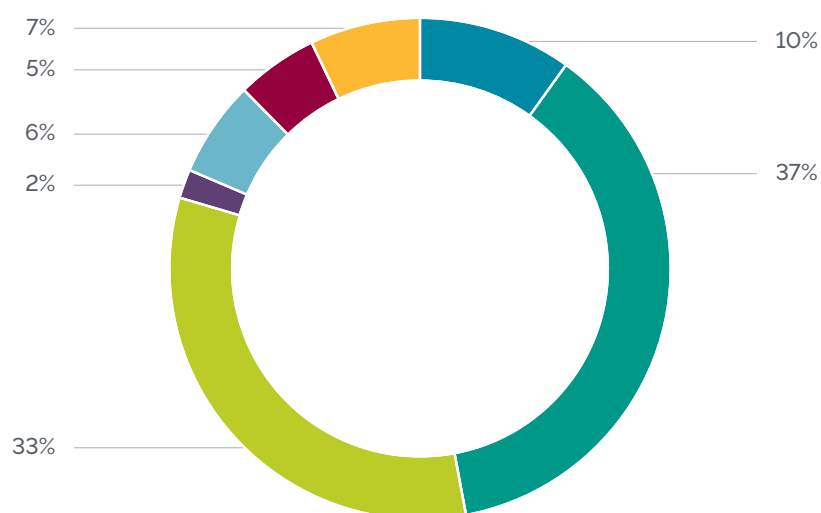
### ACADEMIC YEAR 2018-2019

	Female	Male	Total
Full-Time Physicians	24	46	70
Part-Time Physicians	21	100	121

## FULL-TIME FACULTY BY RANK, GENDER AND SCHOOL FALL 2018

	Gender	Professor	Associate Professor	Assistant Professor	Senior Lecturer	Lecturer	Senior Instructor	Instructor	Total
School of Architecture and Design	Female	-	3	5	-	3	-	-	11
	Male	3	4	7	2	6	-	-	22
School of Arts and Sciences	Female	4	25	19	-	3	7	11	69
	Male	8	28	13	-	3	8	2	62
Adnan Kassar School of Business	Female	-	7	8	1	2	-	4	22
	Male	5	18	20	3	2	2	1	51
School of Engineering	Female	-	3	2	-	-	-	-	5
	Male	6	15	14	-	1	-	-	36
Gilbert and Rose-Marie Chagoury School of Medicine	Female	1	1	6	-	-	-	-	8
	Male	2	2	2	-	-	-	1	7
Alice Ramez Chagoury School of Nursing	Female	1	1	3	-	-	-	2	7
	Male	-	-	-	-	-	-	2	2
School of Pharmacy	Female	-	7	6	-	-	-	-	13
	Male	2	6	-	-	-	-	-	8
<b>Total</b>	<b>Female</b>	<b>6</b>	<b>47</b>	<b>49</b>	<b>1</b>	<b>8</b>	<b>7</b>	<b>17</b>	<b>135</b>
	<b>Male</b>	<b>26</b>	<b>73</b>	<b>56</b>	<b>5</b>	<b>12</b>	<b>10</b>	<b>6</b>	<b>188</b>
	<b>Total</b>	<b>32</b>	<b>120</b>	<b>105</b>	<b>6</b>	<b>20</b>	<b>17</b>	<b>23</b>	<b>323</b>

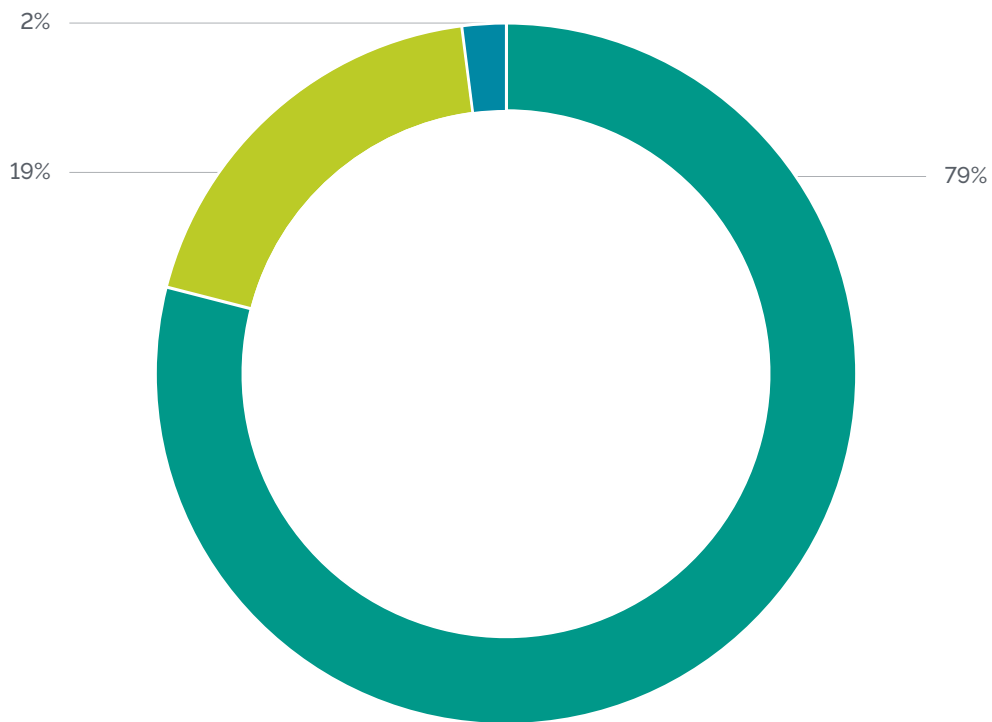
Full-time Faculty by Rank



## HIGHEST DEGREE EARNED BY FULL-TIME FACULTY FALL 2018

Rank	Doctoral		Master's		Bachelor's		Total	
	Count	% of Total	Count	% of Total	Count	% of Total	Count	% of Total
Professor	31	9.6%	–	–	1	0.3%	32	9.9%
Associate Professor	116	35.9%	4	1.2%	–	–	120	37.2%
Assistant Professor	97	30.0%	8	2.5%	–	–	105	32.5%
Senior Lecturer	3	0.9%	3	0.9%	–	–	6	1.9%
Lecturer	8	2.5%	9	2.8%	3	0.9%	20	6.2%
Senior Instructor	–	–	16	5.0%	1	0.3%	17	5.3%
Instructor	1	0.3%	22	6.8%	–	–	23	7.1%
<b>Total</b>	<b>256</b>	<b>79.3%</b>	<b>62</b>	<b>19.2%</b>	<b>5</b>	<b>1.5%</b>	<b>323</b>	<b>100.0%</b>

*Highest Degree Earned by Full-time Faculty*



■ Doctoral
 ■ Master's
 ■ Bachelor's

## FULL-TIME FACULTY WITH DOCTORAL DEGREES

FALL 2018

	Count in School	Percent in School	Percent of Total
School of Architecture and Design	13	39.4%	5.1%
School of Arts and Sciences	100	76.3%	39.1%
Adnan Kassar School of Business	61	83.6%	23.8%
School of Engineering	41	100.0%	16.0%
Gilbert and Rose-Marie Chagoury School of Medicine	15	100.0%	5.9%
Alice Ramez Chagoury School of Nursing	5	55.6%	2.0%
School of Pharmacy	21	100.0%	8.2%
<b>Total</b>	<b>256</b>	<b>79.3%</b>	<b>100.0%</b>

## FULL-TIME FACULTY AGE RANGE BY RANK

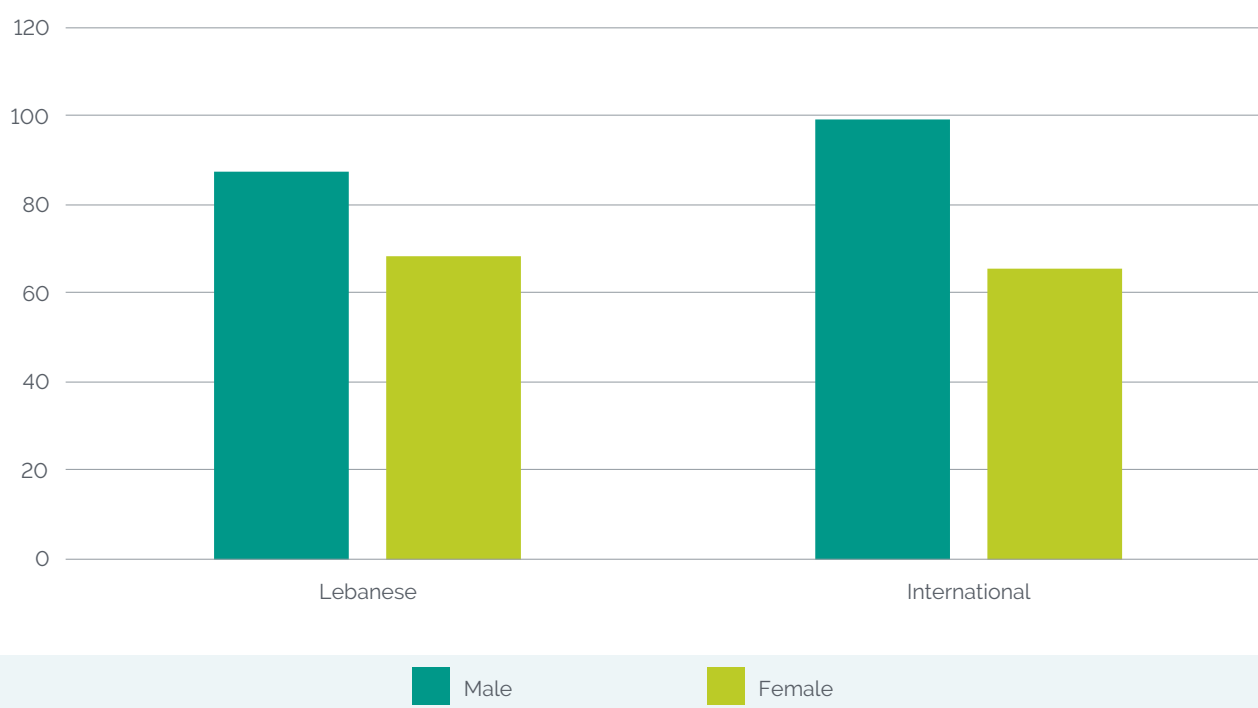
FALL 2018

	20 – 29	30 – 39	40 – 49	50 – 59	60 and above
Professor	–	–	1	17	14
Associate Professor	–	22	44	33	21
Assistant Professor	3	49	40	10	3
Senior Lecturer	–	–	–	5	1
Lecturer	–	3	4	3	10
Senior Instructor	–	–	4	6	7
Instructor	1	7	5	4	6
<b>Total</b>	<b>4</b>	<b>81</b>	<b>98</b>	<b>78</b>	<b>62</b>

## FULL-TIME FACULTY BY NATIONALITY FALL 2018

	Female		Male	
	Count	Percent of Total Faculty	Count	Percent of Total Faculty
Lebanese	69	21.4%	88	27.2%
International	66	20.4%	100	31.0%
<b>Total</b>	<b>135</b>	<b>41.8%</b>	<b>188</b>	<b>58.2%</b>

*Full-time Faculty by Nationality*



## FULL-TIME FACULTY AVERAGE BASIC SALARIES BY RANK (IN \$) ACADEMIC YEAR 2018-2019

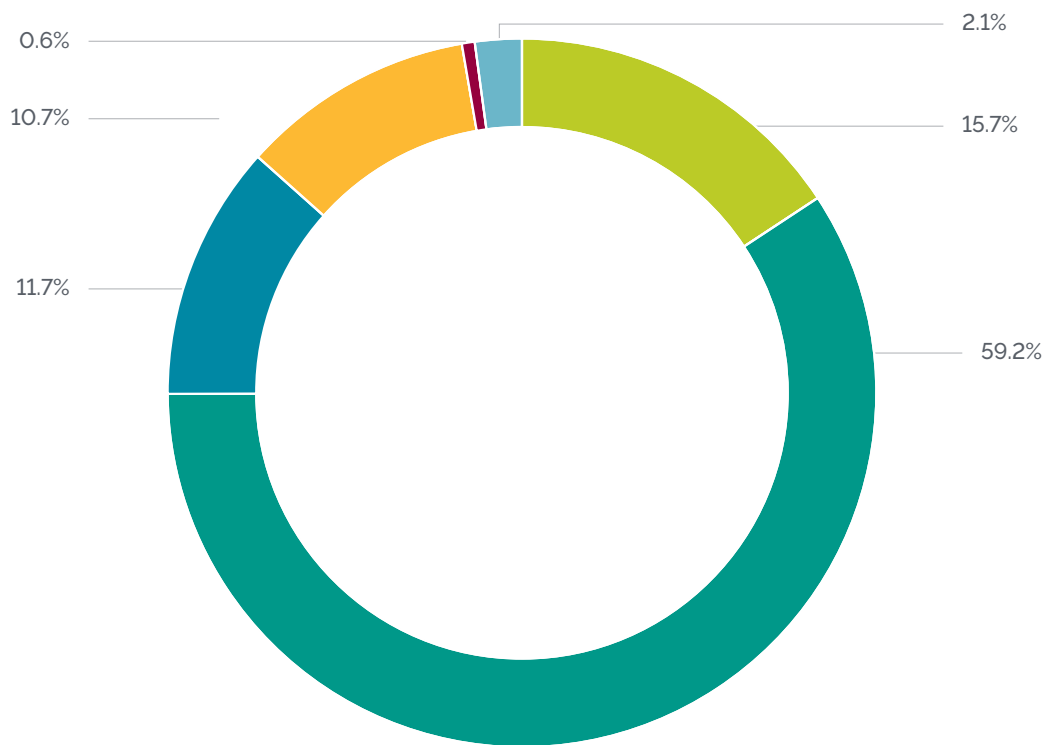
Rank	Average Basic Salary
Professor	\$136,212
Associate Professor	\$88,674
Assistant Professor	\$66,900
Senior Lecturer	\$87,328
Lecturer	\$68,200
Senior Instructor	\$63,773
Instructor	\$45,167

## PART-TIME FACULTY BY SCHOOL AND GENDER FALL 2018

	Female	Male	Total
School of Architecture and Design	47	34	81
School of Arts and Sciences	199	106	305
Adnan Kassar School of Business	24	36	60
School of Engineering	23	32	55
Alice Ramez Ghagoury School of Nursing	2	1	3
School of Pharmacy	8	3	11
<b>Total</b>	<b>299</b>	<b>210</b>	<b>509</b>

\* Duplicate headcounts occur between schools as faculty may teach in two different schools, yet the total headcount is unduplicated.

Part-time Faculty by School



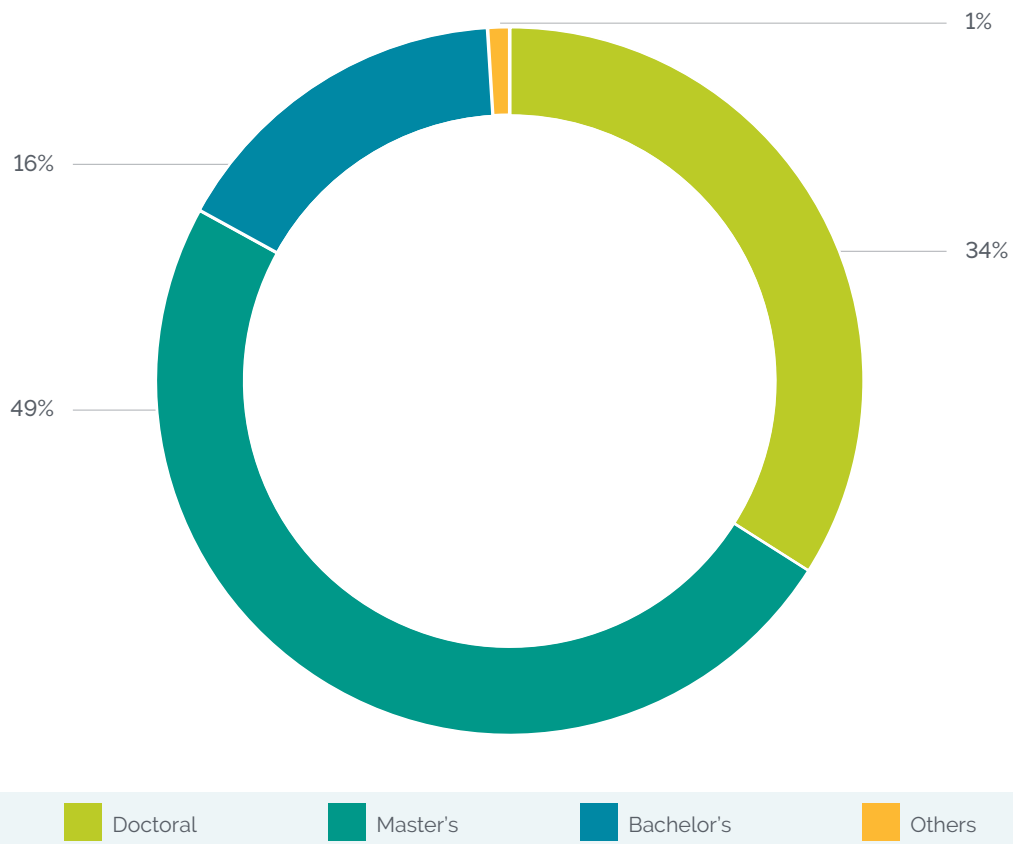
## HIGHEST DEGREE EARNED BY PART-TIME FACULTY

FALL 2018

School	Doctoral		Master's		Bachelor's		Others		Total	
	Count	% in School	Count	% in School	Count	% in School	Count	% in School	Count	% in School
School of Architecture and Design	5	6.2%	56	69.1%	18	22.2%	2	2.5%	81	100%
School of Arts and Sciences	113	37.0%	143	46.9%	45	14.8%	4	1.3%	305	100%
Adnan Kassar School of Business	24	40.0%	34	56.7%	1	1.7%	1	1.7%	60	100%
School of Engineering	22	40.0%	15	27.3%	17	30.9%	1	1.8%	55	100%
Alice Ramez Ghagoury School of Nursing	-	0.0%	2	66.7%	1	33.3%	-	-	3	100%
School of Pharmacy	9	81.8%	2	18.2%	-	-	-	-	11	100%
<b>Total</b>	<b>171</b>	<b>33.6%</b>	<b>249</b>	<b>48.9%</b>	<b>82</b>	<b>16.1%</b>	<b>7</b>	<b>1.4%</b>	<b>509</b>	<b>100%</b>

\* Duplicate headcounts occur between schools as faculty may teach in two different schools, yet the total headcount is unduplicated.

Highest Degree Earned by Part-Time Faculty





## FACULTY FTE BY SCHOOL

FALL 2018

School	FTE
School of Architecture and Design	60.0
School of Arts and Sciences	232.7
Adnan Kassar School of Business	93.0
School of Engineering	59.3
Gilbert and Rose-Marie Chagoury School of Medicine	125.3
Alice Ramez Ghagoury School of Nursing	10.0
School of Pharmacy	24.7
<b>Total</b>	<b>603.0</b>

## STUDENT-FACULTY RATIO

FALL 2018

Total Students FTE	7,777.3
Total Faculty FTE	603
<b>Student-Faculty Ratio</b>	<b>13 to 1</b>

(\*) Students FTE = full-time students + 1/3 part-time students

(\*\*) Faculty FTE = full-time faculty + 1/3 part-time faculty

(\*\*\*) Student-Faculty Ratio = Students FTE / Faculty FTE



## STAFF BY EMPLOYMENT TYPE AND GENDER FALL 2018

	Full-Time Staff	Part-Time Staff	Total
Female	338	116	454
Male	329	92	421
<b>Total</b>	<b>667</b>	<b>208</b>	<b>875</b>

*Staff by Gender*

