

# FACT BOOK

2023/24

Department of Institutional  
Research and Assessment





# TABLE OF CONTENTS

## 10

### PREFACE

## 11

### ABOUT THE DEPARTMENT OF INSTITUTIONAL RESEARCH AND ASSESSMENT

MISSION STATEMENT .....	12
GOALS .....	12
TEAM MEMBERS .....	12

## 13

### GENERAL INFORMATION

ABOUT THE INSTITUTION .....	13
-----------------------------	----

## 15

### THE MISSION, VALUES AND VISION OF THE LEBANESE AMERICAN UNIVERSITY

MISSION .....	15
VALUES .....	15
VISION .....	15

## 16

### CHARTER AND ACCREDITATION

CHARTER .....	16
ACCREDITATION .....	16
INSTITUTIONAL ACCREDITATION .....	16
PROGRAM ACCREDITATION .....	16

## 19

### ADMINISTRATION

LAU PRESIDENTS .....	19
BOARD OF TRUSTEES .....	20

## 21

### UNIVERSITY OFFICERS

## 28

### ORGANIZATIONAL CHART – INSTITUTION

## 29

### ADMISSIONS

ADMISSIONS PROFILE .....	30
STUDENT ADMISSIONS BY LEVEL .....	31
APPLICATIONS FROM LEBANESE HIGH SCHOOLS .....	32
STUDENT ADMISSIONS BY SCHOOL .....	33
NEW USAID-USP STUDENT COHORT* .....	33
FIRST-TIME UNDERGRADUATE STUDENT ADMISSIONS BY SCHOOL * .....	34
AVERAGE SAT SCORES OF ACCEPTED FIRST-TIME STUDENTS .....	34
SCHOOL TYPE OF ACCEPTED FIRST-TIME STUDENTS .....	34

## 35

### ENROLLMENT

ENROLLMENT BY LEVEL .....	36
STUDENT ENROLLMENT BY GENDER AND STATUS .....	37

ENROLLMENT BY LEVEL AND SCHOOL .....	38
HEADCOUNT FTE* AND HEADCOUNT ENROLLMENT FOR DEGREE-SEEKING AND NON-DEGREE SEEKING STUDENTS .....	43
STUDENT ENROLLMENT BY HEADCOUNT AND HEADCOUNT FTE .....	44
ENROLLMENT BY PLACE OF ORIGIN .....	45
RETENTION RATES*: FIRST-TIME STUDENTS .....	46
BACHELOR'S DEGREE RETENTION RATES BY SCHOOL .....	47
UNDERGRADUATE DEGREE-SEEKING STUDENTS YEAR-TO-YEAR RETENTION, GRADUATION AND ATTRITION RATES* .....	48
ENROLLMENT IN SELECTIVE PROGRAMS* .....	49
ENROLLMENT IN SINARC* PROGRAM .....	49
ENROLLMENT IN ACADEMY OF CONTINUING EDUCATION (ACE) .....	49

## 50

### DEGREES CONFERRED

DEGREES CONFERRED BY SCHOOL .....	51
DEGREES CONFERRED BY DEGREE LEVEL .....	52
UNDERGRADUATE DEGREE PROGRAMS AND MAJORS OFFERED .....	53
GRADUATE DEGREE PROGRAMS AND MAJORS OFFERED .....	55
DOCTORAL / PROFESSIONAL PRACTICE DEGREE PROGRAMS AND MAJORS OFFERED .....	57
BACHELOR'S DEGREES 150% GRADUATION RATES* .....	58
BACHELOR'S DEGREES SIX-YEAR GRADUATION RATES* .....	59

## 60

### ACADEMIC AND STUDENT RELATED INFORMATION

HONOR AND DISTINGUISHED UNDERGRADUATE STUDENTS .....	61
HONOR, DISTINCTION AND HIGH DISTINCTION GRADUATING STUDENTS .....	62

## 63

### STUDENT FINANCIAL AID PROGRAM

DISTRIBUTION OF FINANCIAL AID AWARDS ..... 64

TRENDS IN FINANCIAL AID ..... 64

## 66

### TUITION AND FEES

## 70

### STUDENT HOUSING

## 71

### CLASS SIZE

## 72

### LIBRARY AND OTHER INFORMATION RESOURCES

## 73

### INFORMATION TECHNOLOGY RESOURCES

## 74

### STUDENT CLUBS

## 75

### CENTERS AND INSTITUTES

## 76

### FACULTY AND STAFF

FULL-TIME FACULTY BY GENDER AND SCHOOL .....	77
PHYSICIANS AT LAUMC-RH AND LAUMC-SJH .....	77
FULL-TIME FACULTY BY RANK, GENDER AND SCHOOL .....	78
HIGHEST DEGREE EARNED BY FULL-TIME FACULTY .....	80
FULL-TIME FACULTY AGE RANGE BY RANK .....	81
FULL-TIME FACULTY BY NATIONALITY .....	82
PART-TIME FACULTY BY SCHOOL AND GENDER .....	83
FACULTY FTE BY SCHOOL .....	84
STUDENT-FACULTY RATIO .....	84
STAFF BY EMPLOYMENT TYPE AND GENDER .....	85

## 86

### ALUMNI

ALUMNI CHAPTERS .....	87
ALUMNI CHAPTERS BY REGION .....	88
ALUMNI BY GENDER .....	89
ALUMNI BY RESIDENCE .....	90

## 91

### FINANCIAL INFORMATION

FINANCES .....	92
TRENDS IN REVENUES (IN \$) .....	94
TRENDS IN EXPENDITURES (IN \$) .....	95



UNIVERSITY COMMUNICATIONS

WEBSITES ..... 97

    CENTRAL .....97

    CORE ACADEMIC OFFERINGS ..... 97

    OTHER PROGRAMS, CENTERS, AND INSTITUTES ..... 97

    CAMPUS LIFE, OFFICES, AND SERVICES ..... 98

    UNIVERSITY ADVANCEMENT ..... 98

OUTREACH ..... 99

ANNUAL PUBLICATIONS ..... 100

    ACADEMIC CATALOG ..... 100

    CONTRIBUTORS REPORT ..... 100

    FACT BOOK ..... 100

    LAU AT A GLANCE ..... 100

    PRESIDENT'S REPORT ..... 100

PHYSICAL FACILITIES



## Preface

It is my pleasure to introduce the LAU Fact Book for the Academic Year 2023–2024, an essential resource compiled by the Department of Institutional Research and Assessment (DIRA). This publication serves as much more than a collection of facts and figures—it is a key tool in supporting LAU's ongoing strategic and institutional growth.

DIRA plays a vital role not only in ensuring the accuracy of data for official reporting but also in providing decision-support analysis that informs LAU's leadership on critical issues. By delivering actionable insights, DIRA helps guide policy formulation, strategic planning, and institutional effectiveness initiatives. The Fact Book reflects this work, offering a clear snapshot of LAU's current standing while also serving as a foundation for future decisions that will shape the university.

In addition to being a reference for historical and statistical information, this year's Fact Book underscores the university's commitment to transparency and informed decision-making. It offers readers a deeper understanding of the trends that define LAU's student body, academic programs, and institutional achievements.

I encourage you to explore the DIRA website, where you can access the most up-to-date data, including key indicators of student success. A downloadable version of the Fact Book is also available, ensuring easy access to all stakeholders.

We welcome any comments or suggestions that could help improve this publication. Please feel free to reach out to me directly at [diane.nauffal@lau.edu.lb](mailto:diane.nauffal@lau.edu.lb), Ext. 1232.

Finally, I would like to extend my sincere appreciation to everyone in the LAU community who contributed to the creation of this Fact Book. Your dedication ensures that we continue to present a reliable and comprehensive resource that reflects our shared commitment to excellence.

Thank you for your attention, and I hope you find the 2023–2024 Fact Book both insightful and useful in understanding LAU's progress and ambitions.

Sincerely,



**Diane I. Nauffal, Ph.D.**

Associate Professor of Education, Department of Psychology and Education

Assistant to the President for Institutional Research and Assessment, Office of the President

## ABOUT THE DEPARTMENT OF INSTITUTIONAL RESEARCH AND ASSESSMENT





## MISSION STATEMENT

The Department of Institutional Research and Assessment (DIRA) at the Lebanese American University collects, analyzes, warehouses, and disseminates data about the continuum of functions of the institution – educational, administrative and support. It ensures the integrity and consistency of information for official reporting. DIRA provides support for the institution's decision-makers in planning, policy formulation as well as assessment, evaluation and institutional effectiveness initiatives.

## GOALS

Within the stated mission, DIRA's goals are as follows:

- Support evidence-based decision-making and integrated planning;
- Oversee institutional reporting;
- Strengthen assessment culture throughout university.

## TEAM MEMBERS

**Diane Issa Nauffal, PhD**

**Assistant to the President for Institutional Research and Assessment**

Phone: 961-1-786456 Ext. 1232

E-mail: [diane.nauffal@lau.edu.lb](mailto:diane.nauffal@lau.edu.lb)

**Amal Sawaya, ME**

**Senior Institutional Research Associate**

Phone: 961-1-786456 Ext. 1338

E-mail: [amal.sawaya@lau.edu.lb](mailto:amal.sawaya@lau.edu.lb)

**Joanna Tannous, MBA**

**Institutional Research Officer**

Phone: 961-9-547254 Ext. 2338

E-mail: [joanna.tannous@lau.edu.lb](mailto:joanna.tannous@lau.edu.lb)

**Nadine Wehbe, MBA**

**Senior Assessment Officer**

Phone: 961-1-786456 Ext. 1384

E-mail: [nadine.wehbe@lau.edu.lb](mailto:nadine.wehbe@lau.edu.lb)

**Maya Reda, BS**

**Lead Institutional Research Officer**

Phone: 961-1-786456 Ext. 1484


E-mail: [maya.reda@lau.edu.lb](mailto:maya.reda@lau.edu.lb)

**George Achkar, BS**

**Senior Institutional Research Officer**

Phone: 961-1-786456 Ext. 3906

E-mail: [georges.elachkar@lau.edu.lb](mailto:georges.elachkar@lau.edu.lb)





# GENERAL INFORMATION

## ABOUT THE INSTITUTION

### HISTORY AND LOCATION

The Lebanese American University (LAU) is a recognized not-for-profit university established in 1924, chartered by the Board of Regents chartered by the Board of Regents of the University of the State of New York in the United States of America. The university is fully recognized by the Lebanese Ministry of Education and Higher Education, affirming its commitment to high standards of academic excellence both nationally and internationally.

LAU's origins trace back to 1835, with the establishment of the American School for Girls in Beirut by Presbyterian missionaries. The university was formally inaugurated as a junior college for women in 1924 and transitioned to a coeducational institution in the 1970s. During this period, LAU also founded the Arab Institute for Women, a leading center for women's studies in the region. This strong legacy of inclusivity and innovation has guided the university's growth and positioned it as a key player in Lebanon's and the region's educational landscape.

For nearly a century, LAU has played a vital role in addressing the educational needs of Lebanon and the broader Middle East. Its liberal arts education model provides students with a comprehensive foundation in critical thinking, interdisciplinary knowledge, and essential soft skills, which enhance their employability and success in an increasingly competitive global market.

LAU operates two campuses in Beirut and Byblos, Lebanon, with state-of-the-art infrastructure and comprehensive services, from libraries, labs, and athletic facilities, to residence halls, a branch campus in New York registered in 2024, and two teaching hospitals: the LAU Medical Center–Rizk Hospital in the heart of Beirut which boasts the only Comprehensive Stroke Center in Lebanon, and the LAU Medical Center–St John's Hospital in the Jounieh /Byblos area.

LAU offers a diverse range of more than 60 undergraduate, graduate, and doctoral programs across its seven schools: Architecture and Design, Arts and Sciences, Business, Engineering, Medicine, Nursing, and Pharmacy. Through these programs, LAU prepares students for successful careers and leadership roles, both regionally and internationally.

Today, LAU stands as a leading private university in Lebanon, guided by a strong commitment to ethical values and nonsectarian principles. With 21 centers and institutes dedicated to research and innovation, a distinguished faculty, and a robust network of partnerships, LAU continues to expand its influence across academic disciplines.

### ACCREDITATION

LAU is accredited by the New England Commission of Higher Education (NECHE), formerly the Commission on Institutions of Higher Education of the New England Association of Schools and Colleges, Inc.

### ACADEMIC SCHOOLS AND COLLEGES

The University comprises seven schools: The School of Architecture and Design, the School of Arts and Sciences, the Adnan Kassar School of Business, the School of Engineering, the Gilbert and Rose-Marie Chagoury School of Medicine, the Alice Ramez Chagoury School of Nursing, and the School of Pharmacy.

### ACADEMIC PROGRAMS AND DEGREES CONFERRED

Academic offerings include 63 degree programs: 34 bachelor's degree programs, 19 master's degree programs, 4 online master's degree programs, 2 professional degree programs, 2 online graduate certificates and 2 post-bachelor's certificates.

During the Academic Year 2022-2023, the university awarded 1,665 bachelor's degrees, 345 master's degrees, 97 doctoral/professional practice degrees and 26 post-bachelor's certificates.



## FACULTY

Full-time faculty for fall 2023 totaled 316, of whom 36 hold the rank of professor, 125 the rank of associate professor and 83 the rank of assistant professor. 80 percent of the full-time faculty hold a doctorate or other terminal degree. Full-time physicians for the academic year 2023-2024 totaled 107.

## ENROLLMENT

With 7,499 undergraduates, 837 graduates and 274 students in doctoral/professional practice degree programs, enrollments in fall 2023 totaled 8,610. Of the 7,669 full-time students, 93 percent are undergraduates, 3 percent are graduate students and 4 percent of the students are enrolled in doctoral/professional practice degree programs. The undergraduate student body is 48 percent male. Of the total number of students enrolled, 1,047 are from 71 foreign countries.

## ADMISSIONS /RETENTION


2,120 undergraduate students are enrolled for the fall 2023. 30 percent of all first-time applicants enrolled. 4,170 or 93 percent of accepted first-time students attended schools within Lebanon. 463 or 54 percent of graduate students were accepted and 64 percent enrolled in fall 2023. Of the students in doctoral – professional practice degree programs, 161 or 63 percent were accepted and 57 percent enrolled in the academic year 2023-2024.

## FINANCE

LAU's operating budget for 2022-2023 was \$202,593,168, a 5 percent increase from the 2021-2022 budget, reflecting the university's careful expenditure policy on growth and expansion especially during the country's economic crisis and pandemic. 48 percent of this was earmarked for student financial aid.

## PHYSICAL FACILITIES

LAU campuses occupy 345,143 square meters of space, of which the Beirut campus represents 27,500 square meters and the Byblos campus 317,643 square meters. The University is also a major shareholder in the LAU Medical Center-Rizk Hospital and the LAU Medical Center-Saint John's Hospital.





# THE MISSION, VALUES AND VISION OF THE LEBANESE AMERICAN UNIVERSITY

**MISSION** The Lebanese American University is committed to academic excellence, student centeredness, civic engagement, the advancement of scholarship, the education of the whole person and the formation of leaders in a diverse world.

**VALUES** In both planning for its future as well as conducting its ongoing daily activities, LAU seeks to act in a manner that is guided by a deep-rooted sense of shared ethical values and aspirations. Built upon this foundation, LAU:

- Draws its fundamental inspiration from the devotion of its Presbyterian Founders to always seek the Truth, respect human dignity, promote gender equality, and be inclusive;
- Provides educational opportunities as one university with multiple campuses, each with distinctive gifts and attributes;
- Commits to academic and service excellence throughout the institution;
- Demonstrates dignity and respect for and from the Board, faculty, staff and students in word and in deed;
- Celebrates the accomplishments and contributions of all members of the LAU community;
- Succeeds because its people take pride of ownership and are held accountable for their actions;
- Works together as an extended family community that reflects the highest ethical and moral standards;
- Enables individuals to find their own spiritual and personal fulfillment while ever sensitive to the changing global village in which they live;
- Promotes its students' social connectedness to Lebanon, and encourages their commitment to social justice and democracy.

**VISION** The Vision of Lebanese American University is driven by its mission and values. The Vision for LAU will be carried out through:

- Providing access to a superior education for diverse undergraduate and graduate students and lifelong learners;
- Attracting and retaining distinguished faculty who excel in teaching, research and community service;
- Enrolling and retaining academically qualified and diverse students;
- Embracing liberal arts in all curricula;
- Creating opportunities for rigorous research and the dissemination of knowledge;
- Developing a close-knit community that excels academically, is intellectually stimulating, and religiously, ethnically and socio-economically diverse;
- Attracting and retaining a highly qualified staff committed to excellence in service;
- Fostering collaboration across the university in teaching, learning, research and service;
- Providing state-of-the-art infrastructure and support services that enrich the student, faculty and staff experience;
- Developing world citizens with a deep sense of civic engagement;
- Promoting the values of peace, democracy, and justice.



# CHARTER AND ACCREDITATION

## CHARTER

LAU is chartered by the Board of Regents of the University of the State of New York. The University of the State of New York is the sole entity authorized by the State of New York to incorporate higher education institutions and authorize them to confer degrees.

Beirut College for Women (which was to become LAU) was granted a provisional charter by the Board of Regents in 1950, and an absolute charter five years later. Since then, the charter has been amended several times in response to the institution's growth.

The University of the State of New York is a large system of educational services, including thousands of schools, colleges, universities, museums, libraries and other institutions. Its Board of Regents sets overall education policy for the State of New York and chooses a Commissioner of Education, who serves as president of the University of the State of New York and heads the New York State Education Department.

## ACCREDITATION

Degrees awarded by LAU are officially registered with the Ministry of Higher Education in Lebanon and with the Board of Education in the State of New York.

## INSTITUTIONAL ACCREDITATION

LAU is accredited by the **New England Commission of Higher Education (NECHE)**, formerly the Commission on Institutions of Higher Education of the New England Association of Schools and Colleges, Inc.

## PROGRAM ACCREDITATION

1

### SCHOOL OF ARCHITECTURE AND DESIGN

#### a. Bachelor of Architecture

The Bachelor of Architecture degree is officially recognized by the Lebanese Ministry of Education and Higher Education, which entitles its holder to register in the Order of Engineers & Architects in Lebanon. In addition, the BArch program has been granted initial accreditation as of 2019 by the National Architectural Accrediting Board (NAAB), which accredits architecture programs in the United States. Following that, the program was revisited in March 2023, and was granted continuing accreditation for an 8-year term, effective as of January 2023. The program is the first in Lebanon and the third outside the United States to receive NAAB accreditation: <https://www.naab.org/>.

The Bachelor of Architecture degree is also officially recognized as equivalent to the Diplôme d'Etat d'Architecte (DEA) by the Ministry of Culture in France.

#### b. Bachelor of Design Programs

The School of Architecture and Design at LAU earned the National Association of Schools of Art and Design (NASAD) Accreditation in 2020. The NASAD accreditation covers the BA in Fine Arts, the BFA in Interior Design, the BFA in Graphic Design, the BFA in Fashion Design and the Master in Islamic Art.

For more information on NASAD: <https://nasad.arts-accredit.org/>.

2

### SCHOOL OF ARTS AND SCIENCES

#### a. Bachelor of Science in Computer Science

The BS in Computer Science Program is accredited by the Computing Accreditation Commission of The Accreditation Board for Engineering and Technology (ABET), <https://www.abet.org>, under the General Criteria and the Computer Science Program Criteria.



**b. Bachelor of Science in Nutrition and Dietetics Coordinated Program (CP)**

The BS in Nutrition and Dietetics Coordinated Program (CP) at the School of Arts and Sciences has been granted candidacy for accreditation by the Accreditation Council for Education in Nutrition and Dietetics (ACEND), the accrediting agency for the Academy of Nutrition and Dietetics in the United States. As the first step in a four-year accrediting process, the candidacy by ACEND grants current and future students the same rights of a fully accredited program.

**ADNAN KASSAR SCHOOL OF BUSINESS**

The Adnan Kassar School of Business (AKSOB) is accredited by the Association to Advance Collegiate Schools of Business (AACSB) International. In addition, AKSOB's Hospitality and Tourism Program is accredited by the Accreditation Commission for Programs in Hospitality Administration (ACPHA).

AKSOB's portfolio includes three undergraduate degree programs: BS in Business, BS in Economics, and BS in Business Emphasis Hospitality and Tourism Management; and four minor programs: Minor in Business, Minor in Data Analytics, Minor in Economics, and Minor in Hospitality and Tourism Management; in addition to eight graduate programs: Master of Business Administration (MBA), MBA in Business Analytics (online), Executive MBA, MBA in Global Business Administration (online), MA in Applied Economics, Master of Laws, MS in Human Resources Management and MBA in Healthcare Management (online).

**SCHOOL OF ENGINEERING**

**a. Bachelor of Engineering Programs**

- The Bachelor of Engineering degree program in Civil Engineering is accredited by the Engineering Accreditation Commission of ABET, <https://www.abet.org>, under the commission's General Criteria and Program Criteria for Civil Engineering.
- The Bachelor of Engineering degree program in Computer Engineering is accredited by the Engineering Accreditation Commission of ABET, <https://www.abet.org>, under the commission's General Criteria and Program Criteria for Computer Engineering.
- The Bachelor of Engineering degree program in Electrical Engineering is accredited by the Engineering Accreditation Commission of ABET, <https://www.abet.org>, under the commission's General Criteria and Program Criteria for Electrical Engineering.
- The Bachelor of Engineering degree program in Industrial Engineering is accredited by the Engineering Accreditation Commission of ABET, <https://www.abet.org>, under the commission's General Criteria and Program Criteria for Industrial Engineering.
- The Bachelor of Engineering degree program in Mechanical Engineering is accredited by the Engineering Accreditation Commission of ABET, <https://www.abet.org>, under the commission's General Criteria and Program Criteria for Mechanical Engineering.
- The Bachelor of Engineering degree program in Mechatronics Engineering is accredited by the Engineering Accreditation Commission of ABET, <https://www.abet.org>, under the commission's General Criteria and Program Criteria for Mechatronics Engineering.
- The Bachelor of Engineering degree program in Petroleum Engineering is accredited by the Engineering Accreditation Commission of ABET, <https://www.abet.org>, under the commission's General Criteria and Program Criteria for Petroleum Engineering.

In addition, the BE in Civil Engineering, BE in Computer Engineering, BE in Electrical Engineering, BE in Industrial Engineering and BE in Mechanical Engineering are accredited by the Federation of Arab Engineers.

5

a. **GILBERT AND ROSE-MARIE CHAGOURY SCHOOL OF MEDICINE**  
**Doctor of Medicine**

On July 12, 2023, the Association for Evaluation and Accreditation of Medical Education Programs (TEPDAD/Turkey), a World Federation for Medical Education-recognized accreditation agency, officially awarded LAU's undergraduate medical program (MD) full accreditation until August 31, 2027. This accreditation comes after the program had previously received a two-year provisional accreditation in the summer of 2021, pending an onsite visit.

6

a. **ALICE RAMEZ CHAGOURY SCHOOL OF NURSING**  
**Bachelor of Science in Nursing**

"The Bachelor of Science in Nursing at the Lebanese American University-Alice Ramez Chagoury School of Nursing is accredited by the Commission on Collegiate Nursing Education, 655 K Street, NW, Suite 750, Washington, DC 20001, (202)-887-6791."

7

a. **SCHOOL OF PHARMACY**  
**Doctor of Pharmacy**

The School of Pharmacy is a full member of the American Association of Colleges of Pharmacy (AACP). Currently, the Doctor of Pharmacy program at LAU is the only one outside the United States that is accredited by the Accreditation Council for Pharmacy Education (ACPE). PharmD graduates are eligible for licensure as pharmacists in US state boards of pharmacy.



## LAU PRESIDENTS

President's Name	Years of Service
Frances Irwin	1924-1935
Winifred Shannon	*1935-1937
William A. Stoltzfus	1937-1958
James H. Nicol	*1941-1943
Rhoda Orme	*1954-1955
Grace Loucks Elliot	*1958-1959
Frances M. Gray	1959-1965
Salwa Nassar	1965-1967
Cornellius B. Houk	*1967
Marie Sabri	1967-1969
William H. Schechter	1969-1973
Albert Y. Badre	1973-1982
Riyad F. Nassar	1982-2004
Joseph G. Jabbra	2004-2020
Michel E. Mawad	2020-present

\* Acting President



BOARD OF TRUSTEES

Board of Trustees

- Mr. Philip Stoltzfus Chairperson
- Mr. Mike Ahmar – Vice-Chair
- Mr. George Doumet – Secretary
- Mr. Thomas Abraham
- Dr. Johnny B. Awwad
- Mrs. Sallama Bu Haydar Al Sayegh
- Mr. Raymond Debbane
- Mr. Nijad Fares
- Mrs. Eva Kotite Farha
- Dr. Riad Obegi
- Ambassador Edward M. Gabriel, Ret.
- Dr. Kamal Shehadi
- Dr. Moise Khayrallah
- Mrs. Cherilyn Murer
- Mrs. May Makhzoumi
- Mrs. Darla Moore
- Dr. Francois Nader, MD, MBA
- Mr. Charles Muller
- Dr. Robert Harrington, MD

Ex-Officio Members

- Dr. H. John Shammass, MD
- Mr. Peter Tanous
- Dr. Edmond D. Villani
- Rev. Curtis White
- Mr. Elie Habib
- Ms. Yasmina Eugenia Haddad
- Ms. Sara Ganim
- Dr. Mostafa Terrab
- Mr. Tony N. Frem
- Sheikh Walid Katibah
- Mr. Ghassan M. Saab
- Sheikha Intisar Salem Al Ali Al Sabah
- Rev. Dr. Elmarie Parker
- Rev. Joseph Kassab
- Dr. Michel E. Mawad
- Dr. Abdul-Nasser Kassar

FALL 2023

University Officers		
Officer	Highest Degree Earned	Administrative Title
Michel E. Mawad	MD	President
George E. Nasr	PhD	Provost
Elise Salem	PhD	Vice President for Student Development and Enrollment Management
Roy Majdalani	MBA	Vice President for Administration
Charles Abou Rjeily	License, CPA	Vice President for Finance
Gabriel Abiad	MBA	Vice President for Institutional Advancement for Lebanon and the Middle East
Rima Christine Zaitoon	BA	Vice President for Global Advancement
Tony Zreik	MD	Vice President for Health Affairs
Elie Badr	PhD	Vice President for Business Development and Global Affairs
Nour Hajjar	LLB	General Counsel and Head of Compliance

Deans of Schools		
Officer	Highest Degree Earned	Administrative Title
Elie Haddad	PhD	Dean of the School of Architecture and Design
Haidar Harmanani	PhD	Interim Dean of the School of Arts and Sciences
Wassim Shahin	PhD	Interim Dean of the Adnan Kassar School of Business
Michel Khoury	PhD	Dean of the School of Engineering
Sola Bahous	MD, PhD	Dean of the Gilbert and Rose-Marie Chagoury School of Medicine
Costantine Daher	PhD	Interim Dean of the Alice Ramez Chagoury School of Nursing
Naser Al Sharif	PhD	Dean of the School of Pharmacy
Samer Saab	PhD	Dean of Graduate Studies and Research

Office of the President officers		
Officer	Highest Degree Earned	Administrative Title
Diane Issa Nauffal	PhD	Assistant to the President for Institutional Research and Assessment
Saad El Zein	BS	Assistant to the President for Special Projects
Leila Dagher	PhD	Assistant to the President for Public Policy
Khaled Abul Husn	MBA, CPA	Director, Internal Audit
Myriam Sfeir	MA	Senior Director, Arab Institute for Women

## Academic Affairs Officers

Officer	Highest Degree Earned	Administrative Title
Barbar Akle	PhD	Associate Provost for International Education and Programs
Rula Diab	PhD	Assistant Provost for Accreditation and Academic Operations
Jordan Srouf	PhD	Assistant Provost for Educational Resources and Innovation
<b>SCHOOL OF ARCHITECTURE &amp; DESIGN</b>		
Elie Haddad	PhD	Dean
Sophie Khayat	DES	Assistant Dean
Maroun Daccache	PhD	Chair, Architecture and Interior Design
Chahid Akoury	PhD	Chair, Art and Design
Ramona Abdo	MArch	Associate Chair, Architecture and Interior Design
Lee Frederix	MArch	Associate Chair, Art and Design
<b>SCHOOL OF ARTS AND SCIENCES</b>		
Haidar Harmanani	PhD	Dean
Robin Ishac Taleb	PhD	Assistant Dean
Rima Bahous	EdD	Assistant Dean
Dany Badran	PhD	Chair, Communication, Arts and Languages
Nader El Khatib	PhD	Chair, Computer Science and Mathematics
Rony Khnayzer	PhD	Chair, Liberal Education
Sama Sleiman	PhD	Chair, Natural Sciences
Marwan Rowayheb	PhD	Chair, Social and Education Sciences
<b>ADNAN KASSAR SCHOOL OF BUSINESS</b>		
Wassim Shahin	PhD	Dean
Ghassan Dibeh	PhD	Associate Dean
Salpie Djoundourian	PhD	Associate Dean
Guy Assaker	PhD	Assistant Dean
Ali Fakih	PhD	Chair, Economics
Wissam Abdallah	PhD	Chair, Finance and Accounting
Said Ladki	PhD	Chair, Hospitality and Tourism Management
Manal Yunis	PhD	Chair, Information Technology and Operations Management
Josiane Sreih	PhD	Chair, Management Studies
Maya Farah	PhD	Chair, Marketing
Grace Dagher	PhD	Associate Chair, Marketing and Management

## SCHOOL OF ENGINEERING

Michel Khoury	PhD	Dean
Caesar Abi Shdid	PhD	Associate Dean
Dani Tannir	PhD	Assistant Dean
Mahmoud Wazne	PhD	Interim Chair, Civil Engineering
Chadi Bou Rjeily	PhD	Chair, Electrical and Computer Engineering
Jimmy Issa	PhD	Chair, Industrial and Mechanical Engineering

## GILBERT AND ROSE-MARIE CHAGOURY SCHOOL OF MEDICINE

Sola Aoun Bahous	MD, PhD	Dean
Nadia El Asmar	MD	Acting Assistant Dean, Medical Education
Vanda Abi Raad	MD	Associate Dean, Faculty Affairs & Development
Jamal Bleik	MD	Associate Dean for Clinical Affairs
Rajaa Chatila	MD	Assistant Dean, Graduate Medical Education
Andre Megarbane	MD, PhD	Assistant Dean, Research
Vanda Abi Raad	MD	Chair, Anesthesiology
Zeina Tannous	MD	Chair, Dermatology
Andre Megarbane	MD, PhD	Chair, Human Genetics
Roula Husni	MD	Chair, Internal Medicine
Daniel Mahfoud	MD	Acting Chair, Medical Imaging
Mohamad El Dassouki	MD	Acting Chair, Neurology
Karl Jallad	MD	Acting Chair, Obstetrics and Gynecology
Jamal Bleik	MD	Chair, Ophthalmology
Chahine Assi	MD	Chair, Orthopedic Surgery and Trauma
Rami Saade	MD	Acting Chair, Otolaryngology
Selim Nasser	MD	Chair, Pathology
Maroun Matar	MD	Acting Chair, Pediatrics
Chahine Assi	MD	Acting Chair, Surgery
Hind Rehban	MD	Acting Chair, Laboratory Medicine

## ALICE RAMEZ CHAGOURY SCHOOL OF NURSING

Costantine Daher	PhD	Interim Dean
------------------	-----	--------------

## SCHOOL OF PHARMACY

Naser Al Sharif	PhD	Dean
Roy Kanbar	PharmD, PhD	Associate Dean, Academic Affairs
Lamis Karaoui	PharmD	Assistant Dean, Student Affairs
Nibal Chamoun	PharmD	Assistant Dean, Experiential Education
Hanine Mansour	PharmD	Chair, Pharmacy Practice
Mohammad Mroueh	PhD	Chair, Pharmaceutical Sciences

## GRADUATE STUDIES AND RESEARCH

Samer Saab	PhD	Dean
Walid Marrouch	PhD	Assistant Dean

## LIBRARY

Houeida Kammourie	PhD	Senior Director, Collection Management
Marie-Therese Mitri	MA	Senior Director, Public Services, Research and Instruction

## GRANTS & CONTRACTS

Mario Rebeiz	MA	Senior Director, Grants and Contracts
Maya Hachem	MS	Director, Finance, Grants and Contracts

## TITLE IX

Jennifer Skulte-Ouaiss	PhD	Director
------------------------	-----	----------

## Student Development and Enrollment Management Officers

Officer	Highest Degree Earned	Administrative Title
---------	-----------------------	----------------------

## ENROLLMENT MANAGEMENT

Abdo Ghié	MAP	Assistant Vice President, Enrollment Management
-----------	-----	---

## DEAN OF STUDENTS

Raed Mohsen	PhD	Dean, Beirut
Jad Abdallah	PhD	Dean, Byblos

## ADMISSIONS

Nada Kassem Hajj	MS	Executive Director
------------------	----	--------------------

## ATHLETICS

Sami Garabedian	MS	Senior Director, Beirut
Joe Moujaes	MS	Lead Director, Byblos



## FINANCIAL AID AND SCHOLARSHIPS

Ghada Abi Fares	MBA	Senior Director
-----------------	-----	-----------------

## INTERNATIONAL SERVICES

Dina Abdul Rahman	MBA	Senior Director
-------------------	-----	-----------------

## COMMUNITY SERVICE & ENGAGEMENT

Nada Mikhael	Maitrise	Senior Director
--------------	----------	-----------------

## REGISTRAR

Annie Lajinian-Magarian	MEd	Senior University Registrar
-------------------------	-----	-----------------------------

Eddy Yerevant Juvelekian	MS	Senior Associate Registrar, Byblos
--------------------------	----	------------------------------------

Dina Nahle	MBA	Lead Associate Registrar, Beirut
------------	-----	----------------------------------

## RESIDENCE HALLS

Suzy Saba	TS	Senior Manager, Byblos
-----------	----	------------------------

## STUDENT SERVICES

Joseph Waked	MBA	Director, Beirut
--------------	-----	------------------

Zeina Trad Barakat	MBA	Lead Director, Byblos
--------------------	-----	-----------------------

## Administration Officers

Officer	Highest Degree Earned	Administrative Title
---------	-----------------------	----------------------

## BUSINESS SERVICES

Jassim Osman	BE	Senior Director, Auxiliary Services
--------------	----	-------------------------------------

Gaby Salameh	BS	Lead Director, Hospitality Services
--------------	----	-------------------------------------

Emad Abdenmour	ME	Senior Director, Procurement
----------------	----	------------------------------

Khalil Feghali	MBA	Senior Director, Campus Procurement, Beirut
----------------	-----	---

Joumana Aghnacios	Maitrise	Lead Director, Campus Procurement, Byblos
-------------------	----------	---

## FACILITIES MANAGEMENT

Georges Hamouche	MS	Assistant Vice President, Facilities Management
------------------	----	---

Shaheen Bou Jawdeh	LLM	Executive Director, Project Management and Contract Administration
--------------------	-----	--

Nabil Bedran	BE	Senior Director, Capital Construction Management
--------------	----	--

Toufic Smayra	PhD	Senior Director, Capital Construction Management
---------------	-----	--

Joseph Shebaya	Diplome	Executive Director, Planning and Renovations
----------------	---------	--

Roger El-Haddad	MBA	Senior Director, Physical Plant, Beirut
-----------------	-----	---

Ziad Haddad	MBA	Senior Director, Physical Plant, Byblos
-------------	-----	---

Roula Boustany	BE	Senior Director, Operations and Maintenance
----------------	----	---

## HUMAN RESOURCES

Charbel Aoun	MBA	Assistant Vice President, Human Resources
Nicolas Majdalani	License	Senior Director, BPR and HR Analytics
Ruba Nassar Tohme	MBA	Senior Director, Compensation and Benefits
Antoinette Daher	Maitrise	Lead Director, Campus Compensation and Benefits
Grace Lebbos	EMBA	Executive Director, Staff Relations and Development
Indji Dagher	BA	Lead Director, Staff Recruitment

## INFORMATION TECHNOLOGY

Camille Abou-Nasr	BE	Assistant Vice President, Information Technology
Roula Hage	Diplome	Executive Director, IT Applications and Solutions
Imad Musleh	BS	Senior Deputy Director, IT Applications and Solutions
Hamid Saliba	Diplome	Executive Director, IT Infrastructure
Rodolph Aouad	License	Senior Director, IT Security
Hady Tanissa	MS	Executive Director, IT Support

## PROTECTION

Major Ahmad Hassouna	Lieutenant	Senior Director, Protection
----------------------	------------	-----------------------------

## Finance Officers

Officer	Highest Degree Earned	Administrative Title
Roy El Metni	BBA	Director, Finance, Business Development and Health Affairs

## BUDGET AND FINANCIAL PLANNING

Naji Medlej	DEA	Executive Director, Budgets and Financial Planning
-------------	-----	--

## FINANCE OPERATIONS

Michel Chahine	MS	Assistant Vice President, Finance Operations
Rola Fares	BS	Senior Comptroller, Finance Operations, Beirut

## FINANCE CORPORATE AFFAIRS

Simon Sakr	MBA	Assistant Vice President, Corporate Affairs
Joe Nohra	EMBA	Senior Director, Personnel Accounts

## University Advancement Officers

Officer	Highest Degree Earned	Administrative Title
---------	-----------------------	----------------------

## ADVANCEMENT SERVICES

Amal Abdel Massih	BS	Executive Director, Advancement Services
-------------------	----	--

## ALUMNI AFFAIRS

Abdallah Al Khal	MBA	Assistant Vice President, Alumni Relations
------------------	-----	--

## DEVELOPMENT

Nicole Barghoud	BA	Senior Director, Development
-----------------	----	------------------------------

Lana Abou Teen	MA	Senior Director, Development
----------------	----	------------------------------

Suha Abou Rialy	BS	Lead Director, Development
-----------------	----	----------------------------

Natali Mecherkani	MA	Director, Development
-------------------	----	-----------------------

Ghandi Fala	BS	Senior Director, Annual Fund
-------------	----	------------------------------

## STRATEGIC COMMUNICATIONS

Nada Torbey	MA	Executive Director, Media and Public Relations
-------------	----	--

Karina Rodriguez	BA	Lead Director, Integrated Marketing Communications
------------------	----	--

Serge Zahar	DESS	Senior Director, Creative Services
-------------	------	------------------------------------

Dana Mills	MA	Senior Managing Editor
------------	----	------------------------

## Business Development & Global Affairs Officers

Officer	Highest Degree Earned	Administrative Title
---------	-----------------------	----------------------

## GLOBAL AFFAIRS SERVICE CENTER

Suleiman Barada	BE	Lead Director
-----------------	----	---------------

## FOUAD MAKHZOUMI INNOVATION CENTER

Annie Seferian	MBA	Director
----------------	-----	----------

## ACADEMY OF CONTINUING EDUCATION

George Obeid	EMBA	Director
--------------	------	----------

## New York Academic Center Officers

Officer	Highest Degree Earned	Administrative Title
---------	-----------------------	----------------------

Barbar Akle	PhD	Executive Director of NY Academic Center
-------------	-----	--

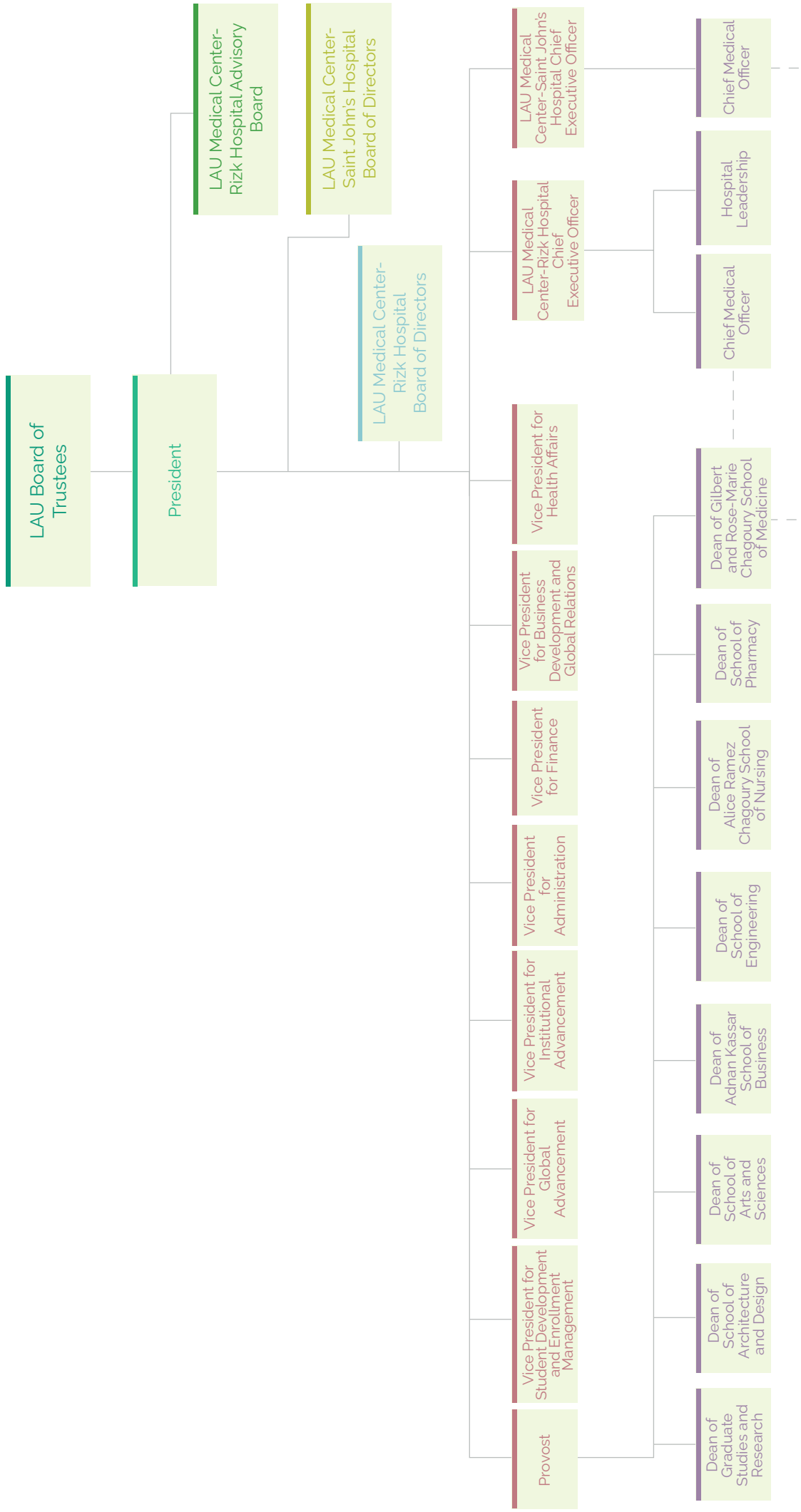
## ALUMNI RELATIONS

Edward Shiner	MA	Director, Alumni and Special Projects
---------------	----	---------------------------------------


## DEVELOPMENT

Nadya Mikdashi	MS	Assistant Vice President, Development
----------------	----	---------------------------------------

# ORGANIZATIONAL CHART – INSTITUTION




## ADMISSIONS



ADMISSIONS PROFILE

Academic Year 2023-2024

	Very Important	Important	Considered	Not Considered
Academic				
Rigor of secondary school record	✓			
Class rank			✓	
Academic GPA	✓			
Standardized test scores	✓			
Application essay				✓
Recommendation			✓	
Non-academic				
Interview				✓
Extracurricular activities			✓	
Talent/ability			✓	
Character/personal qualities				✓
First generation				✓
Alumni/ae relation			✓	
Geographical residence				✓
State residency				✓
Religious affiliation/commitment				✓
Racial/ethnic status				✓
Volunteer work				✓
Work experience			✓	
Level of applicant's interest			✓	


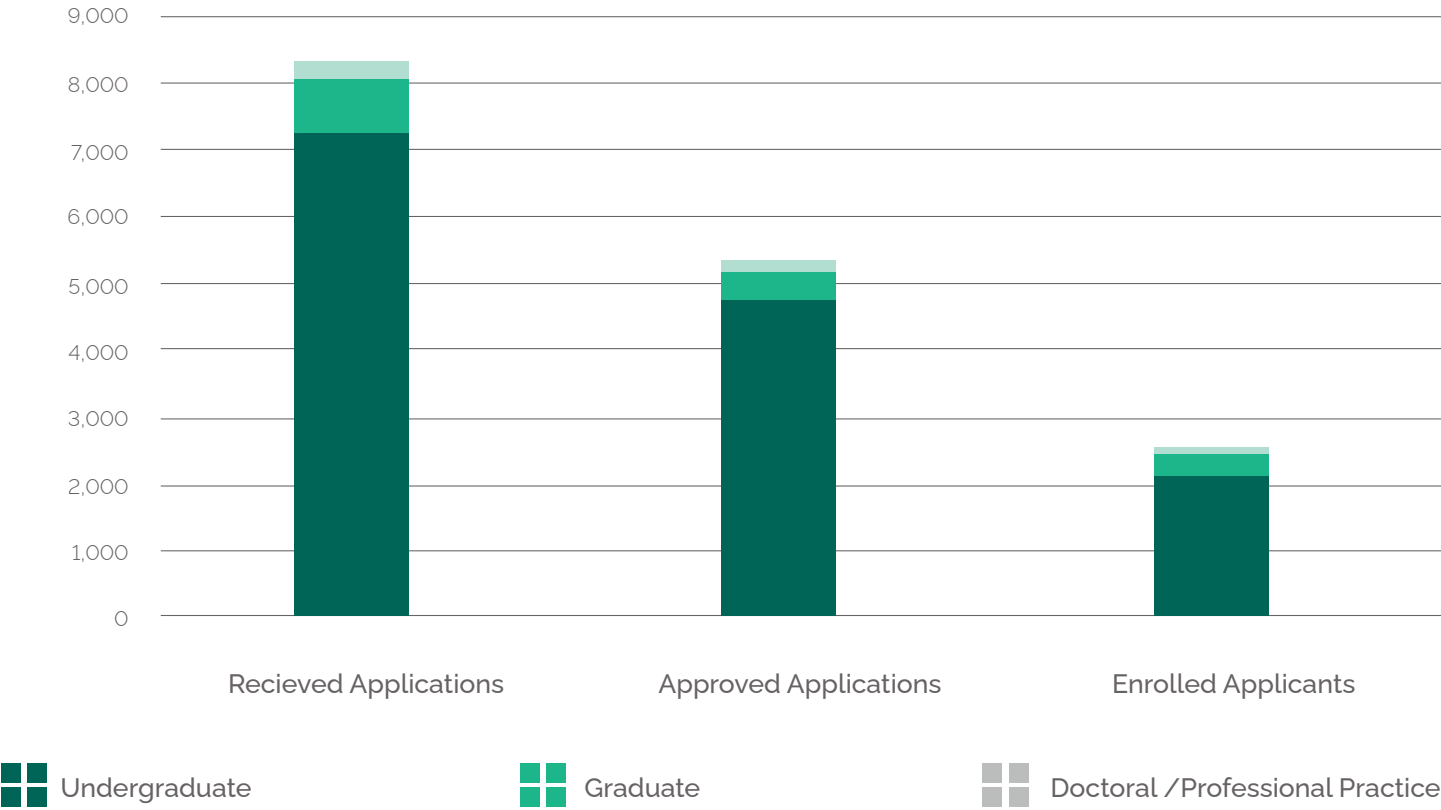


STUDENT ADMISSIONS BY LEVEL

Fall 2023

	Received Applications	Accepted Applications	Enrolled Applicants
Undergraduate	7,181	4,703	2,120
Graduate	858	463	296
Doctoral / Professional Practice	254	161	92
Total	8,293	5,327	2,508

STUDENT ADMISSIONS BY LEVEL



## APPLICATIONS FROM LEBANESE HIGH SCHOOLS

Fall 2023





## STUDENT ADMISSIONS BY SCHOOL

Fall 2023



	Received Applications	Accepted Applications	Enrolled Applicants
School of Architecture and Design	476	359	177
School of Arts and Sciences	3,557	2,283	1,021
Adnan Kassab School of Business	1,671	1,172	638
School of Engineering	1,885	1,101	453
Gilbert and Rose-Marie Chagoury School of Medicine	204	112	59
Alice Ramez Chagoury School of Nursing	203	74	29
School of Pharmacy	268	201	112
No College Designated	29	25	19
<b>Total</b>	<b>8,293</b>	<b>5,327</b>	<b>2,508</b>

## NEW USAID-USP STUDENT COHORT\*

Fall 2023

	Received Applications	Accepted Applications	Enrolled Applicants
School of Arts and Sciences	529	51	51
Adnan Kassab School of Business	116	10	10
School of Engineering	512	7	7
Alice Ramez Chagoury School of Nursing	115	10	10
<b>Total</b>	<b>1,272</b>	<b>78</b>	<b>78</b>

\*USAID University Scholarship Program aims to provide undergraduate scholarships for promising public high-school students from all governorates of Lebanon, with the support of the United States Agency for International Development (USAID).



FIRST-TIME UNDERGRADUATE STUDENT ADMISSIONS BY SCHOOL \*

Fall 2023

	Received Applications	Accepted Applications	Enrolled Applicants
School of Architecture and Design	429	334	162
School of Arts and Sciences	2,997	2,019	859
Adnan Kassar School of Business	1,210	871	448
School of Engineering	1,790	1,051	425
Alice Ramez Chagoury School of Nursing	198	72	28
School of Pharmacy	180	134	71
Total	6,804	4,481	1,993

\*First-time student is a student who has no prior postsecondary experience attending any institution for the first time at the undergraduate level. It also includes students enrolled in the fall term who attended college for the first time in the prior summer term, and students who entered with advanced standing.

AVERAGE SAT SCORES OF ACCEPTED FIRST-TIME STUDENTS

Fall 2023


	Average of Redesigned Reading and Writing	Average of Redesigned Math	Average of Redesigned Total
Average LAU SAT scores for accepted first-time students	548	612	1,159

SCHOOL TYPE OF ACCEPTED FIRST-TIME STUDENTS

Fall 2023

		Number of Schools	Percentage of Total	Number of Students	Percentage of Total
Lebanese Schools	Private	361	81%	3,938	94%
	Public	85	19%	232	6%
	Total	446	100%	4,170	100%
Regional and International Schools	Private	175	100%	311	100%
	Total	175	100%	311	100%
Total Schools	Private	536	86%	4,249	95%
	Public	85	14%	232	5%
	Total	621	100%	4,481	100%

## ENROLLMENT



ENROLLMENT BY LEVEL

Fall Terms 2013-2023

	2013	2014	2015	2016	2017	2018	2019	2020	2021	2022	2023
Beirut Campus											
Undergraduate	4,285	4,126	4,083	3,996	4,088	3,975	3,810	3,849	3,742	4,069	4,297
Graduate	429	441	461	555	592	574	562	629	619	460	406
Total by Campus	4,714	4,567	4,544	4,551	4,680	4,549	4,372	4,478	4,361	4,529	4,703
Byblos Campus											
Undergraduate	3,133	3,337	3,470	3,594	3,470	3,458	3,339	3,135	3,204	3,159	3,202
Graduate	95	100	104	117	145	142	136	164	157	103	97
Doctoral/Professional Practice	204	217	230	231	233	257	262	267	273	273	274
Total by Campus	3,432	3,654	3,804	3,942	3,848	3,857	3,737	3,566	3,634	3,535	3,573
Online											
Graduate									17	164	334
Total									17	164	334
University-Wide											
Undergraduate	7,418	7,463	7,553	7,590	7,558	7,433	7,149	6,984	6,946	7,228	7,499
Graduate	524	541	565	672	737	716	698	793	793	727	837
Doctoral/Professional Practice	204	217	230	231	233	257	262	267	273	273	274
Total by University	8,146	8,221	8,348	8,493	8,528	8,406	8,109	8,044	8,012	8,228	8,610
% Change	-	0.90%	1.50%	1.70%	0.40%	-1.40%	-3.50%	-0.80%	-0.40%	2.70%	4.64%

TRENDS IN ENROLLMENT BY LEVEL

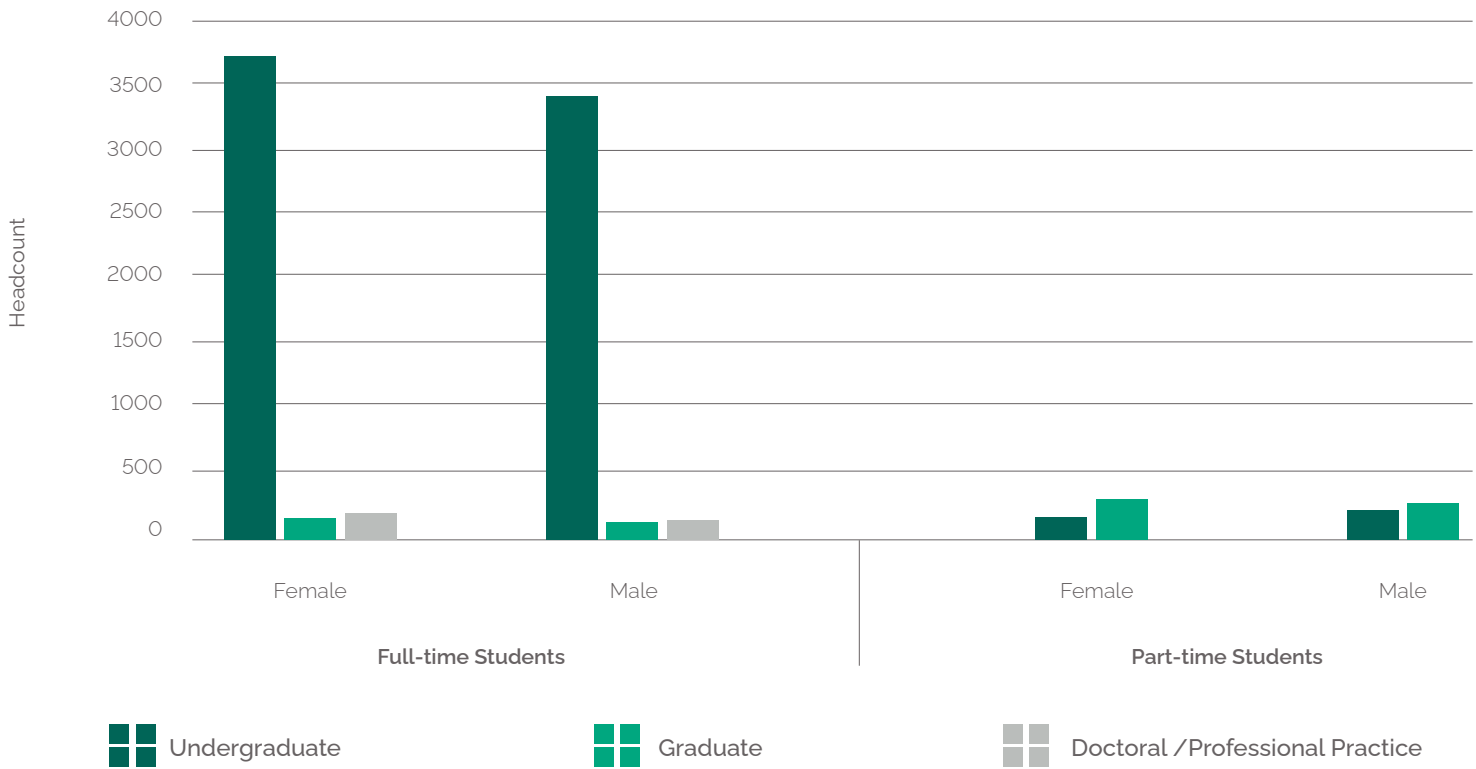


STUDENT ENROLLMENT BY GENDER AND STATUS

Fall 2023

	Full-Time Students		Part-Time Students		Total Students	
	Female	Male	Female	Male	Female	Male
Beirut Campus						
Undergraduate	3,743	3,394	146	216	3,889	3,610
Graduate	144	114	296	283	440	397
Doctoral / Professional Practice	150	124			150	124
Total	4,037	3,632	442	499	4,479	4,131

STUDENT ENROLLMENT BY GENDER AND STATUS



## ENROLLMENT BY LEVEL AND SCHOOL

Fall 2023

School	Number of Enrolled Students
<b>Undergraduate</b>	
School of Architecture and Design	669
School of Arts and Sciences	2,821
Adnan Kassar School of Business	2,058
School of Engineering	1,358
Alice Ramez Chagoury School of Nursing	150
School of Pharmacy	372
No College Designated	71
<b>Total by Level</b>	<b>7,499</b>
<b>Graduate</b>	
School of Architecture and Design	9
School of Arts and Sciences	307
Adnan Kassar School of Business	462
School of Engineering	41
School of Pharmacy	15
No College Designated	3
<b>Total by Level</b>	<b>837</b>
<b>Doctoral / Professional Practice</b>	
Gilbert and Rose-Marie Chagoury School of Medicine	241
School of Pharmacy	33
<b>Total by Level</b>	<b>274</b>
<b>Total</b>	<b>8,610</b>

## ENROLLMENT BY PROGRAM

Fall 2023

	Beirut	Byblos	Online	University-Wide
<b>School of Architecture and Design</b>				
<b>Undergraduate</b>				
BA in Fine Arts	5			5
BA in Interior Architecture	2			2
Bachelor of Architecture	188	102		290
BFA in Fashion Design	75	2		77
BFA in Graphic Design	123	31		154
BFA in Interior Design	109	30		139
BFA in Studio Arts	1	1		2
<b>Total by Level</b>	<b>503</b>	<b>166</b>		<b>669</b>
<b>Graduate</b>				
MA in Islamic Art	9			9
<b>Total by Level</b>	<b>9</b>			<b>9</b>
<b>Total by School</b>	<b>512</b>	<b>166</b>		<b>678</b>
<b>School of Arts and Sciences</b>				
<b>Undergraduate</b>				
BA in Arabic Language and Literature	2			2
BA in Communication	79	6		85
BA in Education	33			33
BA in English	30	4		34
BA in History		1		1
BA in Multimedia Journalism	21	1		21
BA in Performing Arts	9			9
BA in Philosophy	2			2
BA in Political Science	3			3
BA in Political Science/International Affairs	66	47		113
BA in Psychology	255	116		371

BA in Social Work and Community Development	3			3
BA in Television and Film	45	1		46
BA in Translation	20	1		21
BS in Bioinformatics	100	43		143
BS in Biology	441	344		785
BS in Chemistry	42	7		49
BS in Computer Science	584	162		746
BS in Education	10			10
BS in Mathematics	47	1		48
BS in Nutrition and Dietetics	37	19		56
BS in Nutrition and Dietetics Coordinated Program	21	8		29
Freshman Arts	115	26		141
Freshman Science	38	15		53
Teaching Diploma	10			10
<b>Total by Level</b>	<b>2,019</b>	<b>802</b>		<b>2,821</b>
<b>Graduate</b>				
MA in Education	54			54
MA in Interdisciplinary Gender Studies	21			21
MA in International Affairs	40	7		47
MA in Migration Studies	14			14
MA in Multimedia Journalism	6			6
MS in Applied and Computational Mathematics	2			2
MS in Applied Artificial Intelligence (Online)			32	32
MS in Biological Sciences	32	24		56
MS in Computer Science	28	12		40
Online MS in Computer Science			19	19
MS in Nutrition	7	6		13
AI and Data Science Certificate (Online)			3	3
<b>Total by Level</b>	<b>204</b>	<b>49</b>	<b>54</b>	<b>307</b>
<b>Total by School</b>	<b>2,223</b>	<b>851</b>	<b>54</b>	<b>3,128</b>



## Adnan Kassar School of Business

### Undergraduate

BS in Business	1,285	558		1,843
BS in Business Emphasis Hospitality and Tourism Management	59	10		69
BS in Economics	102	44		146
<b>Total by Level</b>	<b>1,446</b>	<b>612</b>		<b>2,058</b>

### Graduate

Executive Master of Business Administration (EMBA)	24			24
LLM Master of Laws	27			27
MA in Applied Economics	21			21
Master of Business Administration (MBA)	92	17		109
MBA in Business Analytics				57
MS in Human Resources Management	26			26
MBA in Business Analytics (Online)			57	57
Online MBA in Global Business Administration			198	198
<b>Total by Level</b>	<b>190</b>	<b>17</b>	<b>255</b>	<b>462</b>
<b>Total by School</b>	<b>1,636</b>	<b>629</b>	<b>255</b>	<b>2,520</b>

## School of Engineering

### Undergraduate

BE in Chemical Engineering	7	11		18
BE in Civil Engineering	6	85		91
BE in Computer Engineering	109	274		383
BE in Electrical Engineering	5	72		77
BE in Industrial Engineering	22	232		254
BE in Mechanical Engineering	47	246		293
BE in Mechatronics Engineering	26	170		196
BE in Petroleum Engineering	8	38		46
<b>Total by Level</b>	<b>230</b>	<b>1,128</b>		<b>1,358</b>

## Graduate

MS in Civil and Environmental Engineering	8	8
MS in Computer Engineering	1	1
MS in Industrial Engineering and Engineering Management	2	2
MS in Mechanical Engineering	5	5
Online MS in International Construction Management	25	25
<b>Total by Level</b>	<b>16</b>	<b>25</b>
<b>Total by School</b>	<b>230</b>	<b>1,399</b>

## Gilbert and Rose-Marie Chagoury School of Medicine

### Professional

Doctor of Medicine	241	241	
<b>Total by Level</b>	<b>241</b>	<b>241</b>	
<b>Total by School</b>	<b>241</b>	<b>241</b>	

## Alice Ramez Chagoury School of Nursing

### Undergraduate

BS in Nursing	13	137	150
<b>Total by Level</b>	<b>13</b>	<b>137</b>	<b>150</b>
<b>Total by School</b>	<b>13</b>	<b>137</b>	<b>150</b>

## School of Pharmacy

### Undergraduate

BS in Pharmacy	35	335	372
<b>Total by Level</b>	<b>35</b>	<b>335</b>	<b>372</b>

### Graduate

MS in Pharmaceutical Development and Management	15	15	
<b>Total by Level</b>	<b>15</b>	<b>15</b>	

### Professional

Doctor of Pharmacy	33	33	
<b>Total by Level</b>	<b>33</b>	<b>33</b>	
<b>Total by School</b>	<b>5</b>	<b>85</b>	<b>420</b>

## No College Designated

### Undergraduate

B-Undecided	33	19	52
Exchange Undergraduate Program	14		14
SINARC	3		3
Special	1	1	2
<b>Total by Level</b>	<b>51</b>	<b>20</b>	<b>71</b>

### Graduate

Exchange Graduate Program	3			3
Total by Level	3			3
Total by School	54	20		74
Grand Total	4,703	3,573	334	8,610

## HEADCOUNT FTE\* AND HEADCOUNT ENROLLMENT FOR DEGREE-SEEKING AND NON-DEGREE SEEKING STUDENTS

Fall 2023

	Headcount	Headcount FTE
<b>Degree-Seeking Students</b>		
Bachelor's	7,276	7,058.0
Master's	831	447.0
Doctoral / Professional Practice (PharmD, MD)	274	274.0
Others (Freshman Arts, Freshman Science)	194	177.3
<b>Total Degree-Seeking Students</b>	<b>8,575</b>	<b>7,956.3</b>
<b>Non-Degree Seeking Students**</b>		
Exchange Program	17	17.0
Post-bachelor certificates	10	6.7
Special Program	5	1.7
Certificate Program	3	1.0
<b>Total Non-Degree Seeking Students</b>	<b>35</b>	<b>26.3</b>
<b>Total Students</b>	<b>8,610</b>	<b>7,982.6</b>

\* Student Headcount FTE = Full Time Students Headcount + (1/3 Part-Time Students Headcount).

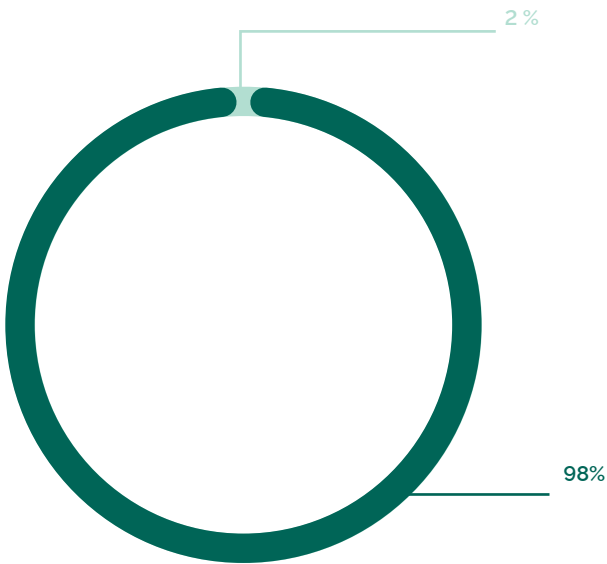
\*\* Non-degree seeking students include both undergraduate and graduate students.

STUDENT ENROLLMENT BY HEADCOUNT AND HEADCOUNT FTE

Fall 2023

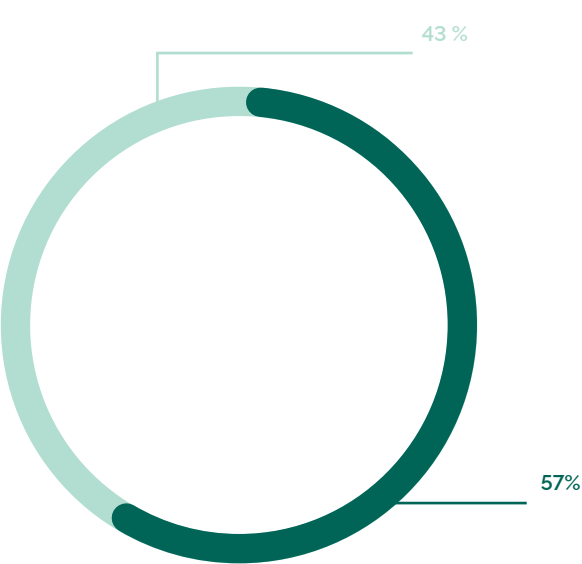
	Full-Time Students		Part-Time Students		Total Students	
	Headcount	FTE	Headcount	FTE	Headcount	FTE
Undergraduate	7,137	7,137.0	362	120.7	7,499	7,257.7
Graduate	258	258.0	579	193.0	837	451.0
Total	7,395	7,395	941	313.7	8,336	7,708.7

UNDERGRADUATE FTE ENROLLMENT



● Full-Time Students ● Part-Time Students

GRADUATE FTE ENROLLMENT



● Full-Time Students ● Part-Time Students

ACADEMIC YEAR 2023-2024

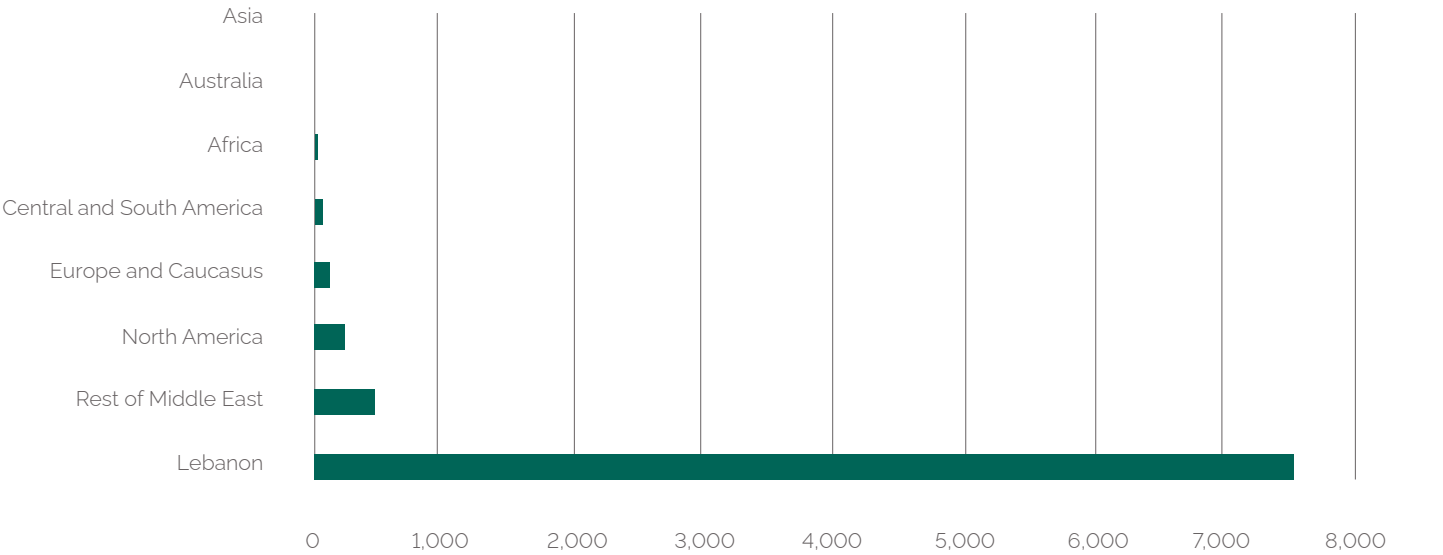
	Full-Time Students	
	Headcount	FTE
Doctoral / Professional Practice	274	274

ENROLLMENT BY PLACE OF ORIGIN

Fall 2023

Place of Origin	Number of Students	Percentage of Total
Lebanon	7,563	87.84%
Rest of Middle East	496	5.76%
North America	240	2.79%
Europe and Caucasus	157	1.82%
Central and South America	83	0.96%
Africa	56	0.65%
Australia	13	0.15%
Asia	2	0.02%
Total	8,610	100.00%

ENROLLMENT BY PLACE OF ORIGIN



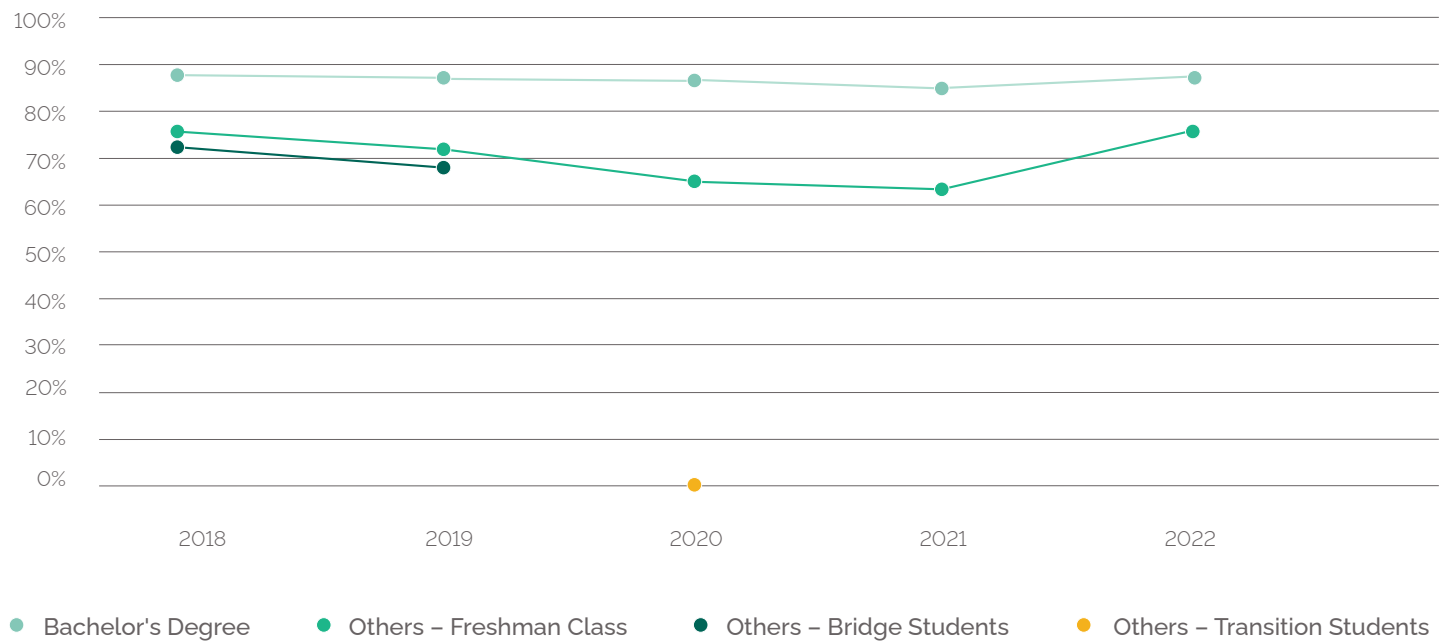
## RETENTION RATES\*: FIRST-TIME STUDENTS

### Fall Terms 2018-2022

	2018		2019		2020		2021		2022	
	Entering Cohort	Retention Rate	Entering Cohort	Retention Rate	Entering Cohort	Retention Rate	Entering Cohort	Retention Rate	Entering Cohort	Retention Rate
Bachelor's Degree	1,389	88.80%	1,387	86.90%	1,662	86.04%	1,819	84.00%	1,795	87.00%
Others – Freshman Class	236	76.30%	210	72.90%	155	65.81%	192	63.02%	99	75.80%
Others – Bridge Students	22	72.70%	28	67.90%						
Others – Transition Students					1	0.00%				
<b>Total</b>	<b>1,647</b>	<b>86.80%</b>	<b>1,625</b>	<b>84.70%</b>	<b>1,818</b>	<b>84.27%</b>	<b>2,011</b>	<b>82.00%</b>	<b>1,894</b>	<b>86.4%</b>

\* Retention rate is the percentage of full-time first-time degree-seeking undergraduates from the specified fall cohort who are again enrolled in the next fall.


### RETENTION RATES\*: FIRST-TIME STUDENTS



## BACHELOR'S DEGREE RETENTION RATES BY SCHOOL

Fall Terms 2018-2022

	2018		2019		2020		2021		2022	
	Entering Cohort	Retention Rate	Entering Cohort	Retention Rate	Entering Cohort	Retention Rate	Entering Cohort	Retention Rate	Entering Cohort	Retention Rate
School of Architecture and Design	97	90.70%	78	84.60%	97	81.44%	146	89.73%	128	91.4%
School of Arts and Sciences	545	88.40%	596	88.10%	707	85.29%	812	83.13%	842	85.7%
Adnan Kassar School of Business	337	91.40%	298	84.90%	360	86.67%	390	87.18%	377	90.7%
School of Engineering	290	86.20%	285	86.70%	333	84.08%	332	79.52%	314	85.7%
Alice Ramez Chagoury School of Nursing	45	86.70%	45	86.70%	89	96.63%	49	81.63%	52	76.9%
School of Pharmacy	75	89.30%	85	88.20%	76	92.11%	90	86.67%	82	86.6%
<b>Total</b>	<b>1,389</b>	<b>88.80%</b>	<b>1,387</b>	<b>86.90%</b>	<b>1,662</b>	<b>86.04%</b>	<b>1,819</b>	<b>84.00%</b>	<b>1,795</b>	<b>87.0%</b>



## UNDERGRADUATE DEGREE-SEEKING STUDENTS YEAR-TO-YEAR RETENTION, GRADUATION AND ATTRITION RATES\*

### Fall Terms 2018-2022

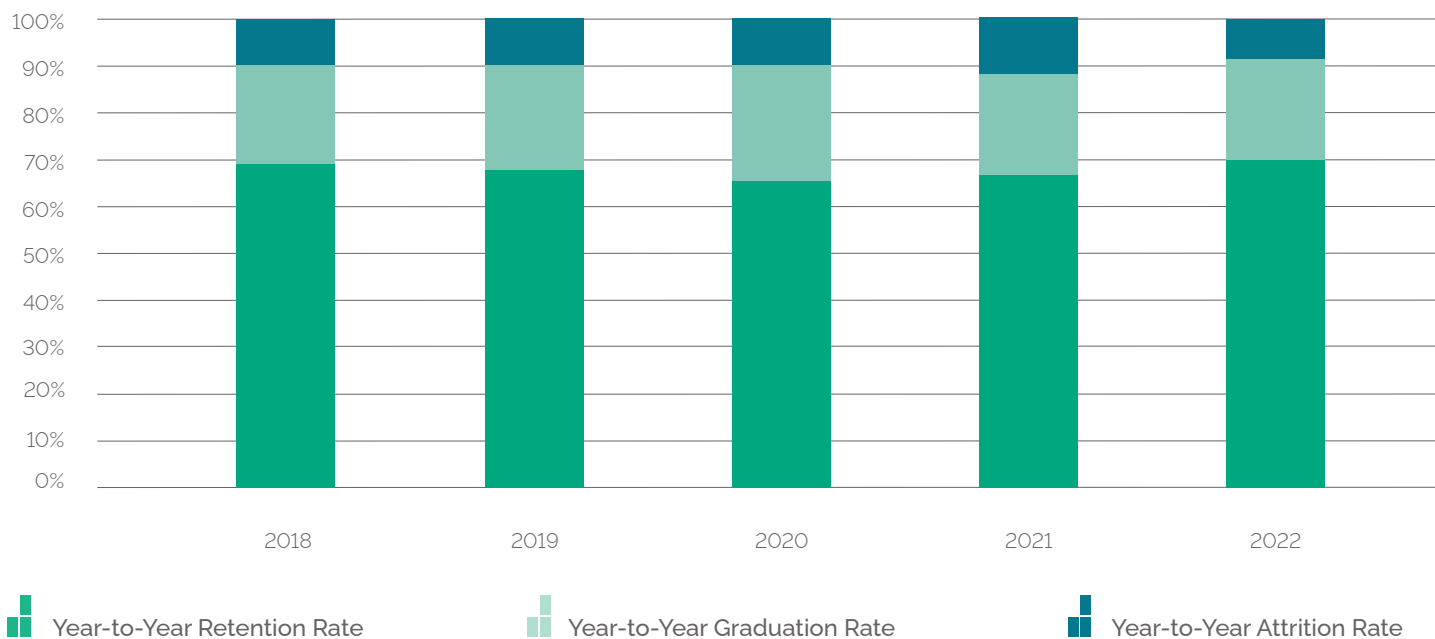
	2018		2019		2020		2021		2022	
	N	%	N	%	N	%	N	%	N	%
Undergraduate Cohort	7,377		7,081		6,938		6,839		7,188	
Year-to-Year Retention Rate	5,092	69%	4,731	67%	4,535	65%	4,544	66%	5,041	70%
Year-to-Year Graduation Rate	1,657	22%	1,692	24%	1,693	24%	1,526	22%	1,507	21%
Year-to-Year Attrition Rate	628	9%	658	9%	710	10%	769	11%	640	9%

#### \*Only undergraduate degree-seeking students are included

- **Year-to-Year Retention Rate** is the percentage of undergraduates from the specified fall cohort who are again enrolled in the next fall.
- **Year-to-Year Graduation Rate** is the percentage of undergraduates enrolled in the specified fall cohort who graduated during the academic year (current fall, and the following spring, summer I and summer II).
- **Year-to-Year Attrition Rate** is the percentage of students in the specified fall cohort who neither graduate nor continue studying in a degree program at the institution in the next fall.

\*\* Starting fall 2018-2020, Post-bachelor's degrees are counted with the non-degree seeking students (as per NECHE and other survey's definition).

## UNDERGRADUATE DEGREE-SEEKING STUDENTS YEAR-TO-YEAR RETENTION, GRADUATION AND ATTRITION RATES





ENROLLMENT IN SELECTIVE PROGRAMS\*

Fall 2023

Program	Number of Students
Honors Program	376
Tomorrow's Leaders (undergraduate program)	59
Tomorrow's Leaders Gender Students (undergraduate program)	43
Tomorrow's Leaders (graduate program)	26
USAID University Scholarship Program	282

\* Students enrolled in these programs are regular LAU students.

ENROLLMENT IN SINARC\* PROGRAM

Academic Year 2022-2023

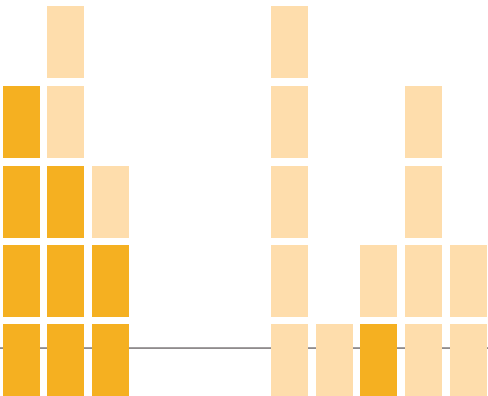
Term	Number of Students	
	Beirut	New York
Fall 2022	15	NA
Spring 2023	6	NA
Summer 2023	NA	NA

\* SINARC courses are regular LAU courses and credits can be transferrable to the student's institution


ENROLLMENT IN ACADEMY OF CONTINUING EDUCATION (ACE)

Academic Year 2022-2023

Category	Number of Students
	Beirut and Byblos
Certificates & Diplomas	252
Professional Qualifications	67
Other Courses/Workshops	341
Corporate Trainings	250



## DEGREES CONFERRED

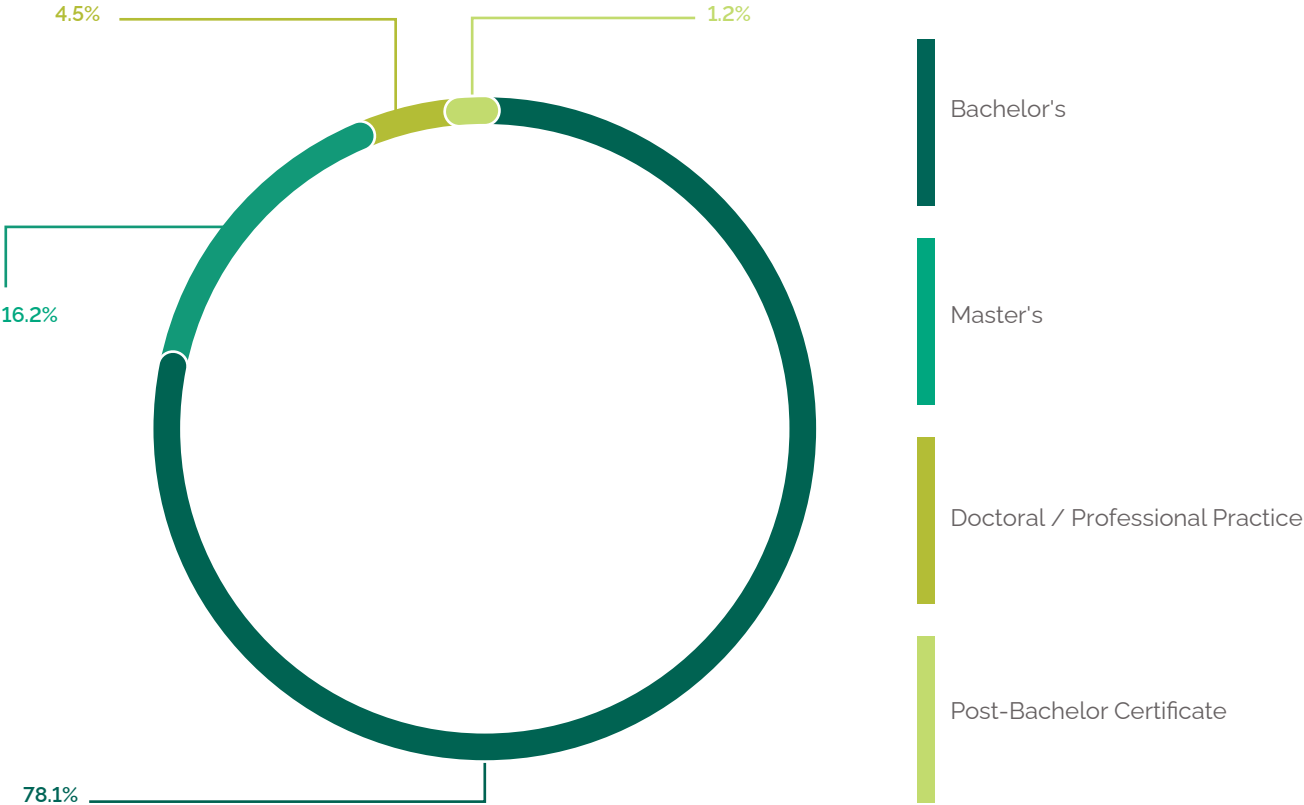


DEGREES CONFERRED BY SCHOOL

July 1, 2022 to June 30, 2023

	Bachelor's	Master's	Doctoral / Professional Practice	Post-Bachelor Certificate	Total
School of Architecture and Design	106	7	-	-	113
School of Arts and Sciences	612	112	-	26	750
Adnan Kassar School of Business	588	200	-	-	788
School of Engineering	219	22	-	-	241
Gilbert and Rose-Marie Chagoury School of Medicine	-	-	60	-	60
Alice Ramez Chagoury School of Nursing	76	-	-	-	76
School of Pharmacy	64	4	37	-	105
Total	1,665	345	97	26	2,133

DEGREES CONFERRED



DEGREES CONFERRED BY DEGREE LEVEL

July 1, 2022 to June 30, 2023

	2015-2016	2016-2017	2017-2018	2018-2019	2019-2020	2020-2021	2021-2022	2022-2023
Associate	6	-	2	-	-	-	-	-
Bachelor's	1,699	1,592	1,645	1,726	1,716	1,814	1,711	1,665
Master's	180	174	263	284	226	231	306	345
Doctoral / Professional Practice	81	78	76	88	81	83	90	97
Post-Bachelor Certificate	46	41	35	32	48	43	39	26
Total	2,012	1,885	2,021	2,130	2,071	2,171	2,146	2,133
% Change	1.11%	-6.31%	7.21%	5.39%	-2.77%	4.83%	-1.15%	-0.61%

DEGREES CONFERRED BY DEGREE LEVEL



## UNDERGRADUATE DEGREE PROGRAMS AND MAJORS OFFERED

Fall 2023-2024

### School of Architecture and Design

#### Bachelor of Architecture (BArch)

Architecture	169 credits
--------------	-------------

#### Bachelor of Fine Arts (BFA)

Interior Design	120 credits
-----------------	-------------

Fashion Design	128 credits
----------------	-------------

Graphic Design	110 credits
----------------	-------------

Studio Arts	90 credits
-------------	------------

### School of Arts and Sciences

#### Bachelor of Arts (BA)

Communication	92 credits
---------------	------------

English	With emphasis in English Language English Literature	92 credits
---------	---	------------

History	92 credits
---------	------------

Multimedia Journalism	92 credits
-----------------------	------------

Performing Arts	92 credits
-----------------	------------

Political Science / International Affairs	92 credits
---	------------

Psychology	92 credits
------------	------------

Television and Film	92 credits
---------------------	------------

Translation	With emphasis in French Translation Business Translation	92 credits
-------------	---	------------

#### Bachelor of Science (BS)

Bioinformatics	100 credits
----------------	-------------

Biology	96 credits
---------	------------

Chemistry	94 credits
-----------	------------

Computer Science	92 credits
------------------	------------

Mathematics	92 credits
-------------	------------

Education	92 credits
-----------	------------

Nutrition and Dietetics*	96 credits
--------------------------	------------

Nutrition and Dietetics Coordinated Program*	123 credits
--	-------------

## Special Degree

Dietetic Internship Program*		12 credits
Diploma in Learning Disabilities and Giftedness		21 credits
Teaching Diploma	in Elementary Level Intermediate and Secondary Level	21 credits

## Adnan Kassar School of Business

### Bachelor of Science (BS)

Business Studies	With emphasis in	Accounting Banking and Finance Family and Entrepreneurial Business Management International Business Information Technology Management Management Marketing	92 credits
Economics			92 credits
BS in Business Emphasis Hospitality and Tourism Management			92 credits

## School of Engineering

### Bachelor of Engineering (BE)

Chemical Engineering	150 credits
Civil Engineering	150 credits
Computer Engineering	150 credits
Electrical Engineering	150 credits
Industrial Engineering	150 credits
Mechanical Engineering	150 credits
Mechatronics Engineering	150 credits
Petroleum Engineering	150 credits

## Alice Ramez Chagoury School of Nursing

### Bachelor of Science (BS)

Nursing	103 credits
---------	-------------

## School of Pharmacy

### Bachelor of Science (BS)

Pharmacy	174 credits
----------	-------------

\* The BS in Nutrition and Dietetics, BS in Nutrition and Dietetics Coordinated Program, and Dietetic Internship programs do not lead to New York State certification. Dietitians and nutritionists do not have the authority to independently engage in the ordering of medical nutrition therapy in New York State.

GRADUATE DEGREE PROGRAMS AND MAJORS OFFERED

Fall 2023-2024

School of Architecture and Design

Master of Arts (MA)

Islamic Art	30 credits
-------------	------------

School of Arts and Sciences

Master of Arts (MA)

Education	30 credits
Interdisciplinary Gender Studies	30 credits
International Affairs	30 credits
Migration Studies	30 credits

Master of Science (MS)

Applied and Computational Mathematics	30 credits
Biological Sciences	30 credits
Computer Science	30 credits
Online MS in Computer Science	30 credits
Nutrition	30 credits



## Adnan Kassar School of Business

### Master of Business Administration (MBA)

Business Administration	39 credits
-------------------------	------------

### Online MBA in Global Business Administration

Business Administration	33 credits
-------------------------	------------

### Executive Master of Business Administration (EMBA)

Business Administration	36 credits
-------------------------	------------

### Master of Business Administration (Online MBA)

Business Analytics	33 credits
--------------------	------------

### Master of Arts (MA)

Applied Economics	30 credits
-------------------	------------

### Master of Laws (LLM)

Business Law	30 credits
--------------	------------

### Master of Science (MS)

Human Resources Management	30 credits
----------------------------	------------

## School of Engineering

### Master of Science in Engineering (MS)

Civil and Environmental Engineering	Infrastructure and Construction Management Environmental Science, Engineering and Management Engineering Mechanics	30 credits
Computer Engineering	Computer Engineering Computer and Communication Engineering	30 credits
Industrial Engineering and Engineering Management	Engineering Management	30 credits
Mechanical Engineering		30 credits
Online MS in International Construction Management	International Construction Management	30 credits

## School of Pharmacy

### Master of Science (MS)

Pharmaceutical Development and Management	36 credits
---	------------



DOCTORAL / PROFESSIONAL PRACTICE DEGREE PROGRAMS  
AND MAJORS OFFERED

Academic Year 2023-2024

Gilbert and Rose-Marie Chagoury School of Medicine

Doctor of Medicine (MD)\*

School of Pharmacy

Doctor of Pharmacy (PharmD)

PharmD\*\*

201 credits

\* Pending completion of registration formalities with the New York State Education Department.  
\*\* Includes 174 credits as required for Bachelor of Science in Pharmacy degree in addition to 27 credits required for Doctor of Pharmacy degree.



## BACHELOR'S DEGREES 150% GRADUATION RATES\*

### Entering Cohorts 2013-2017

	2013		2014		2015		2016		2017	
	N	%	N	%	N	%	N	%	N	%
Bachelor of Arts and Bachelor of Science (3 years)	863	76.50%	916	73.36%	904	77.10%	960	75.52%	942	78.45%
Bachelor of Arts and Bachelor of Science (4 years)	13	84.60%	19	84.21%	21	90.48%	12	100.00%	15	73.33%
Bachelor of Engineering	279	79.60%	313	75.40%	377	77.98%	339	80.53%	293	77.13%
Bachelor of Pharmacy	81	79.01%	93	84.95%	93	n.a.	96	n.a.	109	n.a.
Bachelor of Architecture	48	91.67%	60	81.67%	55	n.a.	70	n.a.	49	n.a.
Bachelor of Arts in Interior Architecture	35	82.90%	52	76.92%	33	78.79%	23	95.65%	21	61.90%
<b>Total Bachelor's Degrees</b>	<b>1,319</b>	<b>78.09%</b>	<b>1,453</b>	<b>75.15%</b>	<b>1,483</b>	<b>n.a.</b>	<b>1,500</b>	<b>n.a.</b>	<b>1,429</b>	<b>n.a.</b>

\* **150% graduation rate** is the percentage of students entering the institution as full-time, first-time, degree-seeking undergraduate students in the specified fall cohort who have completed their degree within 150 percent of normal time to completion.

Bachelor of Arts and Bachelor of Science: 4.5 years

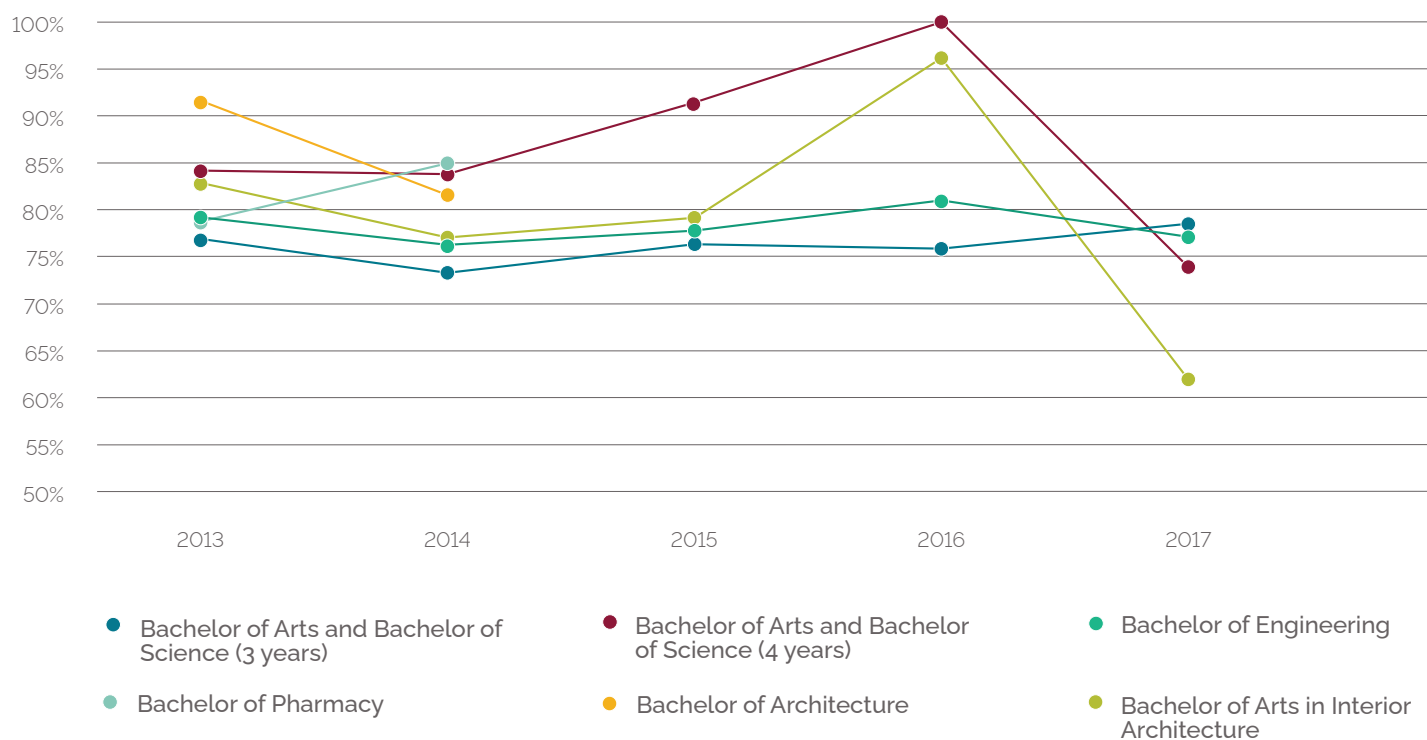
Bachelor of Engineering: 6 years

Bachelor of Pharmacy: 7.5 years

Bachelor of Architecture: 7.5 years

Bachelor of Interior Architecture: 6 years

### BACHELOR'S DEGREES 150% GRADUATION RATES



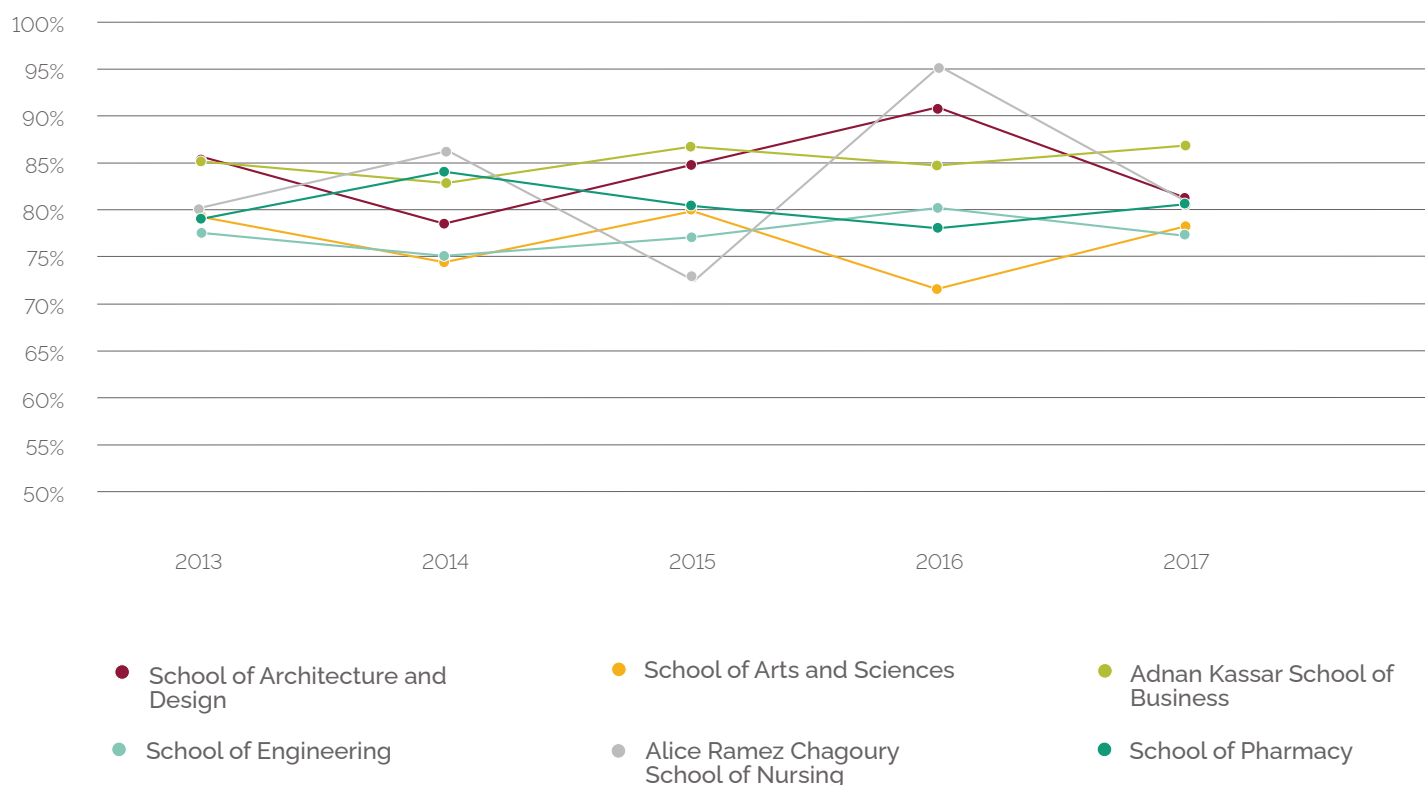
## BACHELOR'S DEGREES SIX-YEAR GRADUATION RATES\*

### Entering Cohorts 2013-2017

	2013		2014		2015		2016		2017	
	N	%	N	%	N	%	N	%	N	%
School of Architecture and Design	131	85.50%	182	78.60%	154	84.42%	162	91.36%	124	81.5%
School of Arts and Sciences	404	79.20%	425	74.80%	481	79.42%	475	72.21%	501	78.2%
Adnan Kassar School of Business	399	85.20%	409	82.90%	356	87.64%	408	84.56%	371	87.1%
School of Engineering	279	77.80%	313	75.10%	377	76.92%	339	80.24%	293	77.1%
Alice Ramez Chagoury School of Nursing	25	80.00%	29	86.20%	22	72.73%	20	95.00%	31	80.7%
School of Pharmacy	81	79.00%	93	83.90%	93	80.65%	96	78.13%	109	80.7%
No College Designated	-	-	2	0.00%	-	-	-	-	-	-
<b>Total Bachelor's Degrees</b>	<b>1,319</b>	<b>81.3%</b>	<b>1,453</b>	<b>78.3%</b>	<b>1,483</b>	<b>81.3%</b>	<b>1,500</b>	<b>80.1%</b>	<b>1,429</b>	<b>80.8%</b>

\* **Six-year graduation rate** is the percentage of students entering the institution as full-time, first-time, degree-seeking undergraduate students in the specified fall cohort who have completed their degree within six years.

### BACHELOR'S DEGREES SIX-YEAR GRADUATION RATES



## ACADEMIC AND STUDENT RELATED INFORMATION

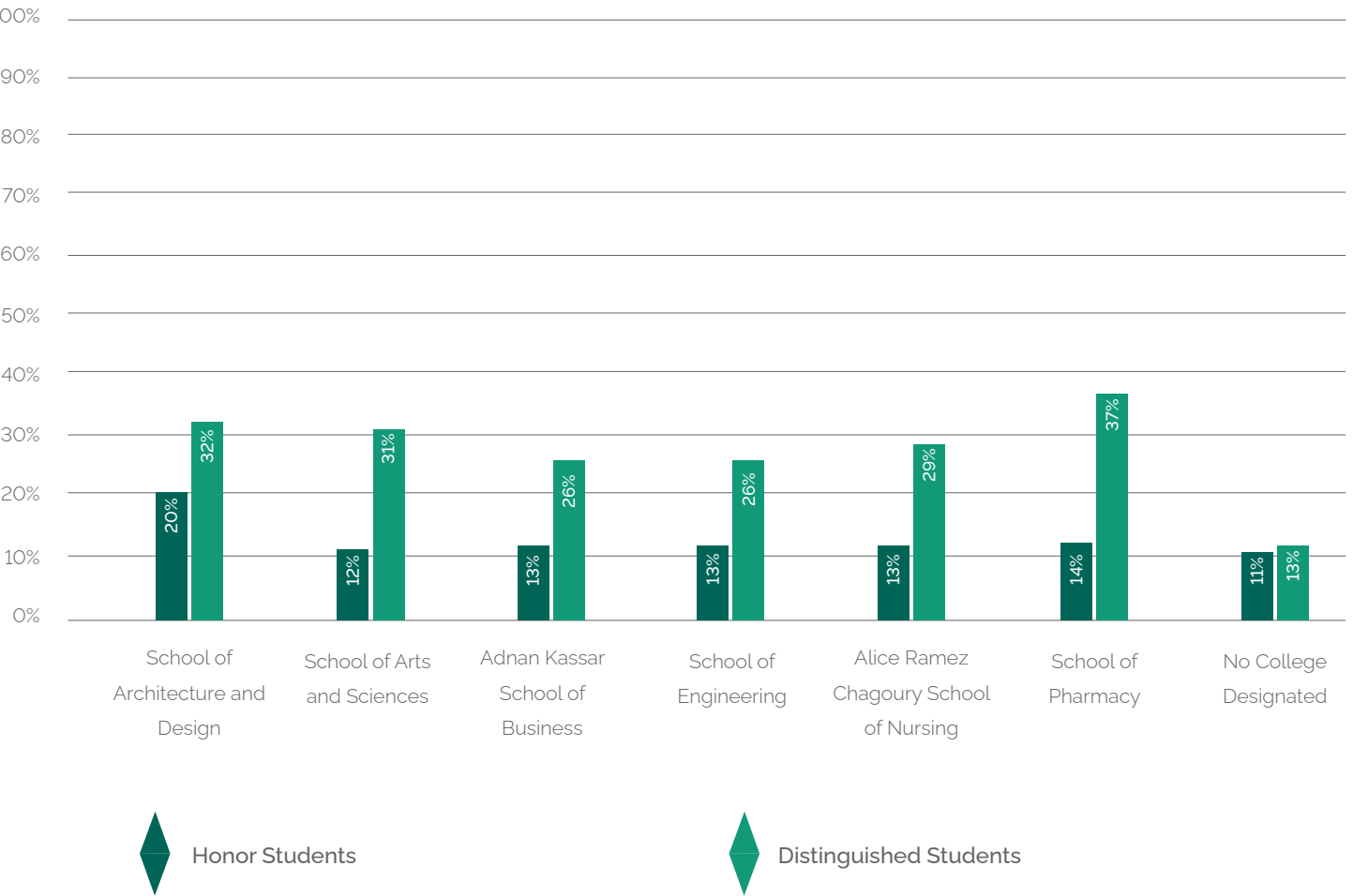


HONOR AND DISTINGUISHED UNDERGRADUATE STUDENTS

Academic Year 2022-2023

	Undergraduate Enrolled Students	Honor Students		Distinguished Students	
		Number of Students	% of Enrolled Students	Number of Students	% of Enrolled Students
School of Architecture and Design	594	117	20%	188	32%
School of Arts and Sciences	2,866	349	12%	883	31%
Adnan Kassar School of Business	1,862	240	13%	490	26%
School of Engineering	1,230	157	13%	314	26%
Alice Ramez Chagoury School of Nursing	210	27	13%	61	29%
School of Pharmacy	383	52	14%	142	37%
No College Designated	83	9	11%	11	13%
<b>Total</b>	<b>7,228</b>	<b>951</b>	<b>13%</b>	<b>2,089</b>	<b>29%</b>

HONOR AND DISTINGUISHED UNDERGRADUATE STUDENTS



# HONOR, DISTINCTION AND HIGH DISTINCTION GRADUATING STUDENTS

Academic Year 2022-2023\*

	Graduating Students	Honor		Distinction		High Distinction	
		Number of Students	% of Graduating Students	Number of Students	% of Graduating Students	Number of Students	% of Graduating Students
School of Architecture and Design	106	30	28%	35	33%	6	6%
School of Arts and Sciences	638	125	20%	158	25%	150	24%
Adnan Kassar School of Business	588	122	21%	95	16%	80	14%
School of Engineering	219	36	16%	42	19%	31	14%
Alice Ramez Chagoury School of Nursing	76	27	36%	21	28%	5	7%
School of Pharmacy	64	19	30%	14	22%	12	19%
<b>Total</b>	<b>1,691</b>	<b>359</b>	<b>21%</b>	<b>365</b>	<b>22%</b>	<b>284</b>	<b>17%</b>

\* Includes undergraduate students only.

## HONOR, DISTINCTION AND HIGH DISTINCTION GRADUATING STUDENTS



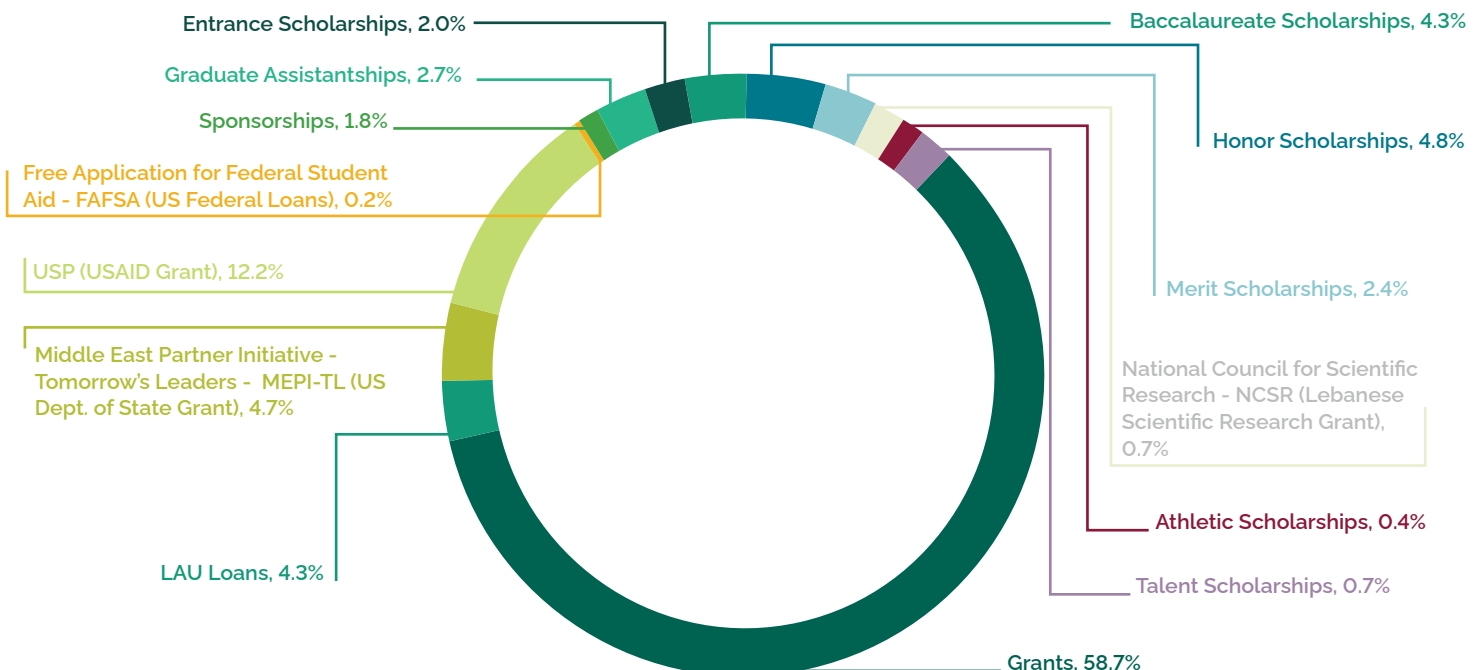
# STUDENT FINANCIAL AID PROGRAM

## Academic Year 2022-2023

Type of Aid	Count*	Amount
Entrance Scholarships	668	\$2,052,178.20
Baccalaureate Scholarships	454	\$4,304,898.06
Honor Scholarships	1,095	\$4,845,110.28
Merit Scholarships	127	\$2,452,912.05
NCSR (Lebanese Scientific Research Grant)	31	\$712,683.00
Athletic Scholarships	166	\$406,591.65
Talent Scholarships	95	\$667,329.00
Grants	5,666	\$58,938,885.32
LAU Loans	1,051	\$4,287,391.61
MEPI-TL (US Dept. of State Grant)	217	\$4,687,260.83
USP (USAID Grant)	745	\$12,271,065.10
FAFSA (US Federal Loans)	24	\$199,117.00
Sponsorships	539	\$1,855,813.91
Graduate Assistantships	392	\$2,731,953.09
<b>Total</b>	<b>7,030</b>	<b>\$100,413,189.10</b>

\* Duplicates occur at the level of the number of awards as a student may benefit from more than one type of financial aid, yet the total financial aid headcount is unduplicated.

## STUDENT FINANCIAL AID PROGRAM

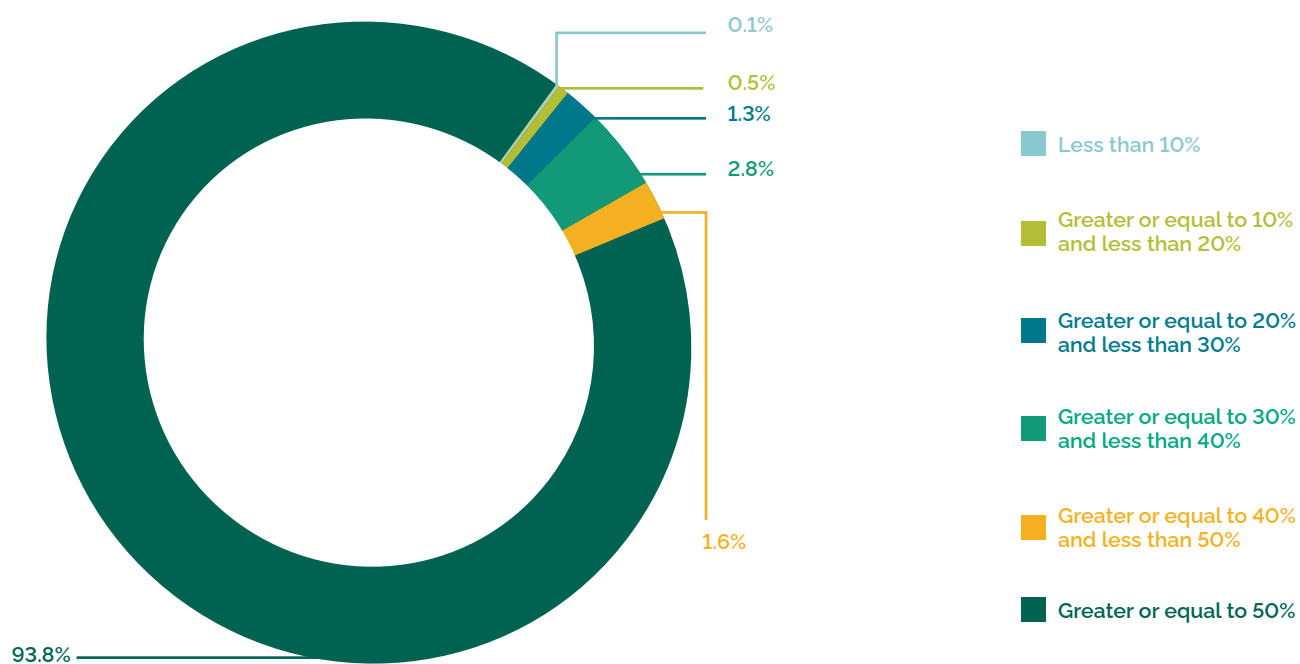


## DISTRIBUTION OF FINANCIAL AID AWARDS

### Academic Year 2022–2023

	Number of Students	Total Yearly Tuition	Total Yearly Financial Aid
Less than 10%	46	\$604,783.00	\$57,327.30
Greater or equal to 10% and less than 20%	188	\$3,200,149.00	\$511,959.95
Greater or equal to 20% and less than 30%	288	\$5,118,383.00	\$1,256,468.75
Greater or equal to 30% and less than 40%	443	\$8,057,764.00	\$2,735,180.80
Greater or equal to 40% and less than 50%	170	\$3,494,121.00	\$1,520,800.51
Greater or equal to 50%	5,526	\$112,596,496.00	\$91,400,381.70
<b>Total</b>	<b>6,661</b>	<b>\$133,071,696.00</b>	<b>\$97,482,119.01</b>

## DISTRIBUTION OF FINANCIAL AID AWARDS



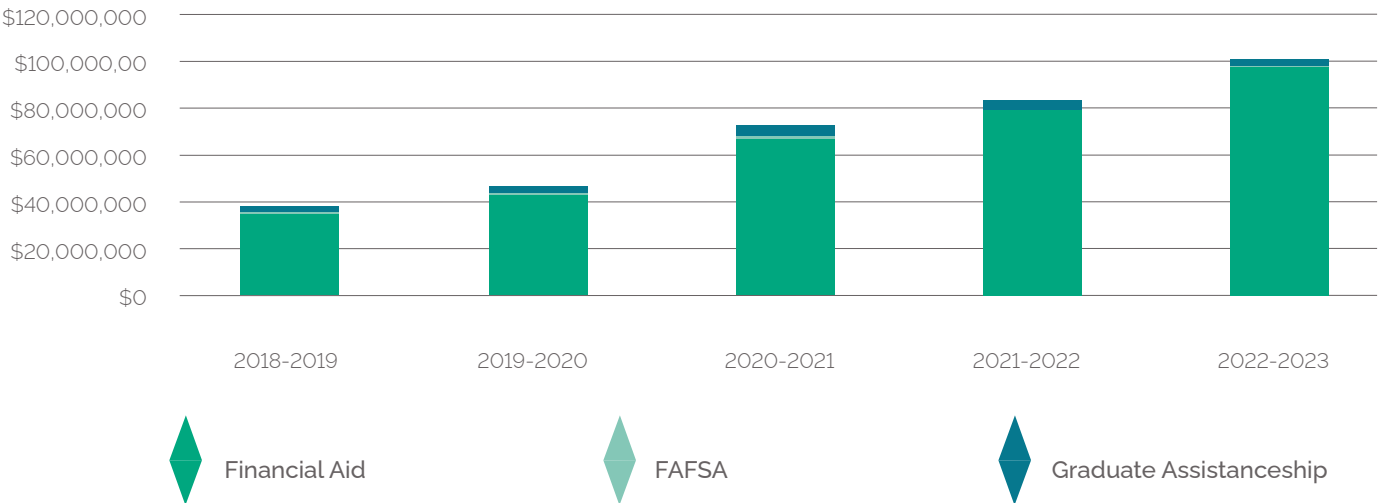
## TRENDS IN FINANCIAL AID

### Academic Year 2022–2023

Type	2018-2019	2019-2020	2020-2021	2021-2022	2022-2023
Financial Aid	\$35,494,170.66	\$42,525,173.83	\$67,212,871.21	\$79,566,670.36	\$97,482,119.01
FAFSA	\$385,627.00	\$413,399.00	\$413,399.00	\$37,033.00	\$199,117.00
Graduate Assistantships	\$2,009,265.86	\$2,333,465.06	\$4,707,265.97	\$3,183,981.93	\$2,731,953.09
<b>Total</b>	<b>\$37,889,063.52</b>	<b>\$45,272,037.89</b>	<b>\$72,333,536.18</b>	<b>\$82,787,685.29</b>	<b>\$100,413,189.10</b>



TRENDS IN FINANCIAL AID



# TUITION AND FEES

## Academic Year 2023-2024

The average undergraduate tuition for the Academic Year 2023-2024 is \$20,712 per year and the average graduate tuition is \$13,469 per year. Annual tuition fees for doctoral/professional practice programs amount to \$33,822 for students in the School of Medicine and \$26,400 for PharmD students. Tuition varies depending on the degree program.

PROGRAM	UNDERGRADUATE Per Term Rate (*)	Per Credit Rate
<b>SCHOOL OF ARCHITECTURE AND DESIGN</b>		
<b>Undergraduate Program</b>		
Bachelor of Architecture	\$10,200	\$854
BA in Fashion Design	\$10,200	\$854
BA in Fine Arts	\$10,200	\$854
BS in Graphic Design	\$10,200	\$854
BFA in Interior Design	\$10,200	\$854
<b>Graduate Program (**)</b>		
MA in Islamic Art	-	\$867
<b>SCHOOL OF ARTS AND SCIENCES</b>		
<b>Undergraduate Program</b>		
BA in Arabic Language and Literature	\$8,382	\$698
BA in Communication Arts/Communication	\$9,319	\$779
BA in English	\$8,382	\$698
BA in History	\$8,382	\$698
BA in Multimedia Journalism	\$9,319	\$779
BA in Performing Arts	\$9,319	\$779
BA in Philosophy	\$8,382	\$698
BA in Political Science	\$8,382	\$698
BA in Political Science/International Affairs	\$8,382	\$698
BA in Psychology	\$8,382	\$698
BA in Social Work and Community Development	\$8,382	\$698
BA in Television and Film	\$9,319	\$779
BA in Translation	\$8,382	\$698
BS in Bioinformatics	\$9,319	\$779
BS in Biology	\$9,319	\$779
BS in Chemistry	\$9,319	\$779

BS in Computer Science	\$9,319	\$779
BS in Education	\$8,382	\$698
BS in Mathematics	\$9,275	\$775
BS in Nutrition and Dietetics	\$9,319	\$779
BS in Nutrition and Dietetics (Coordinated Program)	-	\$773
Bridge-Arts	\$8,382	\$698
Bridge-Sciences	\$9,319	\$779
Dietetics Internship	-	\$773
Freshman	\$8,423	\$701
Intensive English	\$6,000	-
Teaching Diploma	\$8,382	\$698
Diploma in Learning Disability and Giftedness	\$8,382	\$698

#### Graduate programs (\*\*)

MA in Education	-	\$780
MA in Interdisciplinary Gender Studies	-	\$780
MA in International Affairs	-	\$780
MA in Migration Studies	-	\$780
MA in Multimedia Journalism	-	\$780
MS in Applied and Computational Mathematics	-	\$814
MS in Biological Sciences	-	\$814
MS in Computer Science	-	\$814
MS in Nutrition	-	\$814
Executive MA in Actuarial Science	-	\$900

### ADNAN KASSAR SCHOOL OF BUSINESS

#### Undergraduate Program

BS in Business	\$9,938	\$827
BS in Business Emphasis Hospitality and Tourism Management	\$9,938	\$827
BS in Economics	\$9,938	\$827
Bridge-Business	\$9,938	\$827

#### Graduate Program (\*\*)

Executive Master of Business Administration (**)	-	\$900
LLM in Business Law	-	\$882
MA in Applied Economics	-	\$882
Master of Business Administration (MBA)	-	\$882
MS in Human Resources Management	-	\$882
QBA (Remedial MBA Course)	-	\$882

## SCHOOL OF ENGINEERING

### Undergraduate Program

BE in Civil Engineering	\$10,154	\$848
BE in Computer Engineering	\$10,154	\$848
BE in Industrial Engineering	\$10,154	\$848
BE in Electrical Engineering	\$10,154	\$848
BE in Mechanical Engineering	\$10,154	\$848
BE in Petroleum Engineering	\$10,154	\$848
BE in Mechatronics Engineering	\$10,154	\$848

### Graduate Program (\*\*)

MS in Civil and Environmental Engineering	-	\$891
MS in Computer Engineering	-	\$891
MS in Industrial Engineering and Engineering Management	-	\$891
MS in Mechanical Engineering	-	\$891

## ALICE RAMEZ CHAGOURY SCHOOL OF NURSING

### Undergraduate Program

#### BS in Nursing

New students AY 2022-2023	\$7,135	\$597
Continuing Students AY 2021-2022	\$7,135	\$597
Continuing Students AY 2020-2021	\$7,135	\$597
Continuing Students AY 2019-2020	\$7,135	\$597
Continuing Students AY 2018-2019	\$6,926	\$580
Continuing Students AY 2017-2018	\$6,676	\$559

## SCHOOL OF PHARMACY

### Undergraduate Program

BS in Pharmacy	\$10,850	\$906
----------------	----------	-------

### Graduate Program (\*\*)

MS in Pharmaceutical Development and Management	-	\$779
---	---	-------

## OTHER

New York Academic Center	-	\$945
Special Students	\$10,967	\$912
Undecided Major	\$9,319	\$779



PROGRAM	ANNUAL TUITION
<b>GILBERT AND ROSE-MARIE CHAGOURY SCHOOL OF MEDICINE</b>	
<b>MD Program</b>	
New students AY 2022-2023	\$33,822
Continuing Students AY 2021-2022	\$33,822
Continuing Students AY 2020-2021	\$33,822
Continuing Students AY 2019-2020	\$33,822
Continuing Students AY 2018-2019	\$32,837
Continuing Students AY 2017-2018	\$31,650
Continuing Students AY 2016-2017	\$30,430

<b>SCHOOL OF PHARMACY</b>	
Doctor of Pharmacy (PharmD)	\$26,400

<b>ONLINE PROGRAM</b>		
PROGRAM	Credits/HourS	COST
Master's Programs	30-33 credits	\$500 cost per credit
Graduate Certificates	9 credits	\$4,000 total tuition
Short Programs	18-150 hours	\$350-\$2,400****

(\*) 12 or more credit hours per term.

(\*\*) Graduate programs per credit.

(\*\*\*) Research Doctoral fees are offered to PhD candidates of other universities using the LAU labs.

(\*\*\*\*) Cost varies depending on short program required total hours.




# STUDENT HOUSING

Fall 2023

	Number of Rooms Available	Number of Residents	Number of Rooms Occupied	Occupancy Rate
Residence Hall for Females				
Beirut campus				
Santona Residence	21	40	20	95%
Siran Towers	45	95	45	100%
Byblos campus				
Residence Hall Block B	72	125	72	100%
Residence Hall for Males				
Beirut campus				
Santona Residence	29	65	29	100%
Byblos campus				
Residence Hall Block B	34	60	34	100%

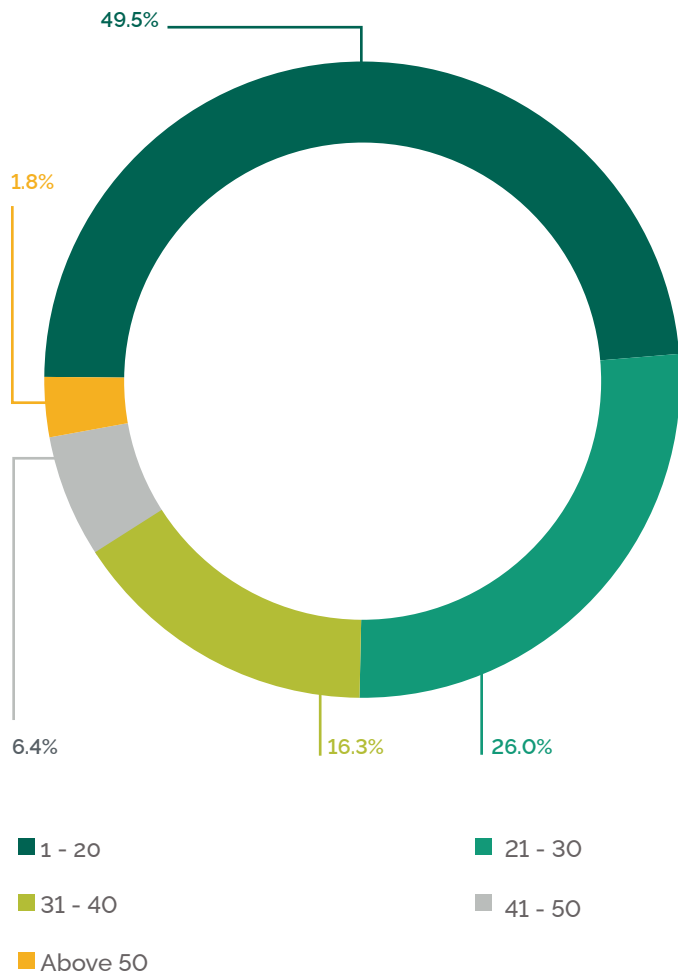
Average Housing Fees per Year AY 2023-2024			
	Beirut Campus	Byblos Campus	University-Wide
Single Room	\$14,400	\$4,219	\$9,310
Shared Room	\$9,450	\$4,845	\$7,148



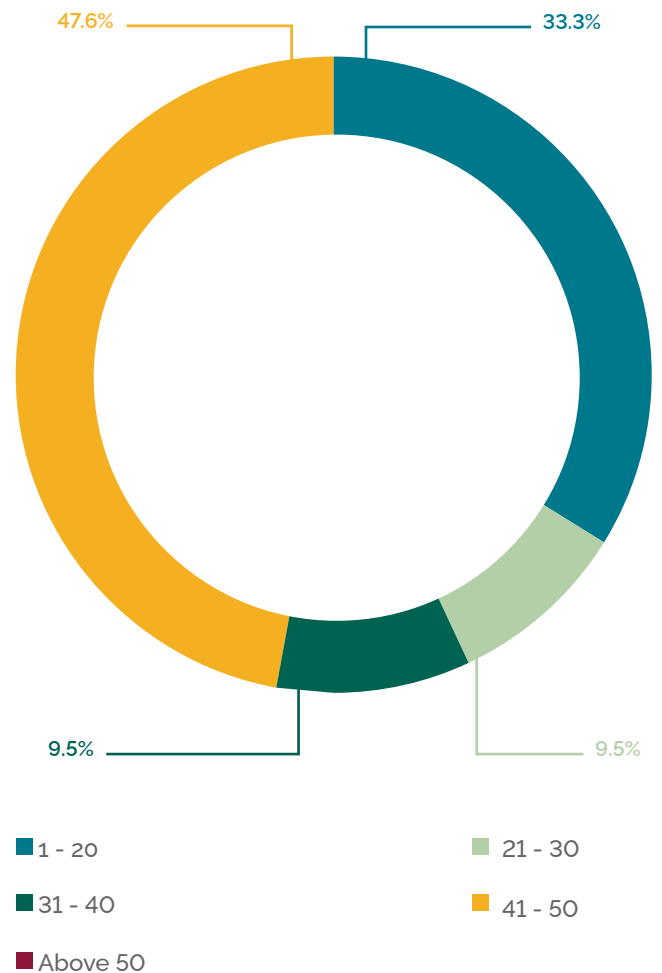
Fall 2023

Schedule Type	1-20	21-30	31-40	41-50	Above 50
On Campus Classes					
Lab	170	52	5	1	0
Language	51	202	0	0	0
Lecture	441	265	332	129	15
Medicine	166	0	0	2	21
Seminar	8	5	0	0	0
Studio	191	5	2	0	0
Workshop	1	10	0	1	2
<b>Total</b>	<b>1,028</b>	<b>539</b>	<b>339</b>	<b>133</b>	<b>38</b>
Online Classes					
Lecture	7	2	2	10	0

ON CAMPUS CLASS SIZE



OLINE CLASS SIZE



# LIBRARY AND OTHER INFORMATION RESOURCES

Academic Year 2022-2023

**AFFILIATIONS:** The Lebanese American University maintains library affiliations with local, regional and international associations and organizations. These include:

- ▲ The Lebanese Library Association (LLA), since 1995. LLA was founded in Beirut in 1960 "to improve the standard of libraries and librarians and to encourage scientific and literary research in Lebanon."
- ▲ The American Library Association (ALA), since 1985. Founded in October 6, 1876, ALA's mission is "to provide leadership for the development, promotion and improvement of library and information services and the profession of librarianship in order to enhance learning and ensure access to information for all."
- ▲ American International Consortium of Academic Libraries (AMICAL), since 2004; AMICAL is an international consortium of American-model, liberal arts institutions of higher learning. Its mission is to advance learning, teaching and research through the collaborative development of library and information services and curricular resources at member institutions;
- ▲ Lebanese Academic Library Consortium (LALC), since 2002 (four private institutions – the American University of Beirut, the Lebanese American University, Notre-Dame University and the University of Balamand – initially established the Lebanese Academic Library Consortium (LALC), the first library consortium in Lebanon aimed at cooperating in subscriptions to one or more online resources, and have since been joined by Université Saint-Esprit de Kaslik, University Saint Joseph, Beirut Arab University and Haigazian University);
- ▲ The Lebanese Interlibrary Loan/Document Delivery Services consortium (LIDS), since 2007 (established by LAU in cooperation with Kaslik University, Notre Dame University and University of Balamand and recently joined by the United Nations Economic and Social Commission for Western Asia-Commission of Lebanon (ESCWA), Haigazian University, Middle East University, Beirut Arab University, American University of Beirut and Banque Du Liban or Lebanese Central Bank);
- ▲ OCLC, since 2008 (a non-profit library service and research worldwide organization in which almost 25,900 libraries, archives and museums in 170 countries are members). Thanks to a Libraries Very Interested in Sharing (LVIS) agreement signed through OCLC, LAU libraries can now share resources with more than 4,000 libraries around the world for free).

Library and Other Information Resources 2022-2023	
Collections	
Percent Available Physically	32%
Percent Available Electronically	68%
Number of Digital Repositories	8,429
Personnel (FTE)	
Librarians – Beirut Campus	7
Librarians – Byblos Campus	8
Other Library Personnel – Beirut Campus	8
Other Library Personnel – Byblos Campus	5
Availability/Attendance	
Hours of Operation/week – Beirut Campus	40
Hours of Operation/week – Byblos Campus	40


Consortia/Partnerships
Lebanese Academic Library Consortium (LALC) <a href="http://lalc.lau.edu.lb/">http://lalc.lau.edu.lb/</a>
Lebanese ILL/DD Services Consortium (LIDS) <a href="https://www.facebook.com/LIDS-Consortium-714676411911054/">https://www.facebook.com/LIDS-Consortium-714676411911054/</a>
AMICAL Consortium <a href="https://www.amicalnet.org/">https://www.amicalnet.org/</a>



# INFORMATION TECHNOLOGY RESOURCES

Academic Year 2022-2023

Information Technology Resources	
Course Management System	Blackboard Learn
Number of classes using the system	3,434
Bandwidth	
On-Campus network	10 Gbps
Off-Campus access – commodity internet	1.9 Gbps
Wireless protocol(s)	802.11 a/b/g/n/ac/ax
Typical Classroom Technology	
Beirut campus	Smart classrooms (computer, projectors, screen, audio, automation, Touch screens, distance learning, WebEx)
Byblos campus	Smart classrooms (computer, projectors, screen, audio, automation)
Software Systems and Versions	
Students	Office 365-Banner 9, Blackboard Learn, MS Sharepoint Portal, Laserfiche, Blue, Starfish, etc..
Finances	Oracle E-Business Suite v12.1.3
Human Resources	Oracle E-Business Suite v12.1.3
Advancement	Raiser's Edge 7.96
Library	OLIB 9-SP11, Ereserve 5.7, PaperCut v19



# STUDENT CLUBS

Clubs are initiated and organized by students, for students, and focus on a wide range of interests including academic majors, culture, sports, human rights and the arts. They provide students with opportunities to engage in extracurricular pursuits and hobbies and to establish diverse relationships, thereby contributing to LAU's goal of developing the whole person.

## Beirut Campus

- Animal Care Club
- Armenian Club
- Arts Club
- Bioinformatics Club
- Chemistry Club
- Chess Club
- Cinema Club
- Civic Welfare Club
- Computer Science Club
- Data Analytics Club
- Design Club
- Discover Lebanon Club
- Economics Club
- Entrepreneurship Club
- Environment Club
- Event Organization Club
- Finance Club
- Fitness Club
- Gamers Club
- Hiking and Camping Club
- History Club
- Human Rights Club
- I in Ethics Club
- International Affairs Club
- Intersectional Feminist Club
- Investment Club
- ITM Club
- Jordanian Cultural Club
- LAU Live Broadcast Club
- Life Skills Club
- Marketing Club
- Mathematics Club
- Music Club
- Nanotechnology Club
- Neuroscience Club
- North African Cultural Club
- Nutrition and Food Science Club
- Palestinian Cultural Club
- Philosophy Club
- Photography Club
- Pre-Med Club
- Psychology Club
- Red Cross Club
- Social Work Club

## Byblos Campus

- Syrian Cultural Club
- The Page Turner Club
- UNESCO Club
- 180 Degrees NGO Consulting Club
- Accounting Club
- American Society of Civil Engineers Club (ASCE)
- American Society of Mechanical Engineers Club (ASME)
- Animal Rights Club
- Armenian Club
- Artificial Intelligence and Cognitive Science Club (AICS) - IEEE
- Association of Energy Engineers Club (AEE Club)
- Astronomy Club
- Bioinformatics Club
- Chess Club
- Cooking Club
- Dance Club
- Dialogue Club
- Economics Club
- Environmental Club
- Family Business and Entrepreneurship Club
- Gender and Sexuality Club
- IEEE Club
- Logistics-Automation Club - IEEE
- Medical Students Association (MSA) Club
- Music Club
- NAPHASS Club
- Nursing Club
- Petroleum Club
- Power and Energy Club - IEEE
- Premedical Society Club (PMS)
- Psychology Club
- Public Speaking Club
- Robotics Club - IEEE
- Rotaract Club
- Ski Club
- Social-Campus Life Club
- Software Engineering Club

# CENTERS AND INSTITUTES

The Lebanese American University boasts a total of 22 specialized centers and institutes, offering vast opportunities for research and training. These centers and institutes hold conferences, workshops, seminars and community outreach programs throughout the year, providing specialized knowledge, training and access to information and resources to students, researchers, faculty and professionals around the globe.

## Centers and Institutes

- Arab Institute for Women
- Center for Innovative Learning
- Center for Integrative Research
- Center for Lebanese Heritage
- Clinical Simulation Center
- Artificial Intelligence and Cyber Systems (AICS) Research Center
- Early Childhood Center
- Fouad Makhzoumi Innovation Center
- Institute for Banking and Finance
- Institute for Human Resources
- Institute of Media Research and Training

- Institute for Migration Studies
- Institute for Social Justice and Conflict Resolution
- Institute for Water Resources & Environmental Technologies
- Institute for Environmental Studies & Research
- Institute of Family and Entrepreneurial Business
- Institute of Hospitality and Tourism Management Studies
- Institute of Art in the Arab World
- Software Institute
- Summer Institute for Intensive Arabic Language and Culture
- Teacher Training Institute
- Writing Center



## FACULTY AND STAFF

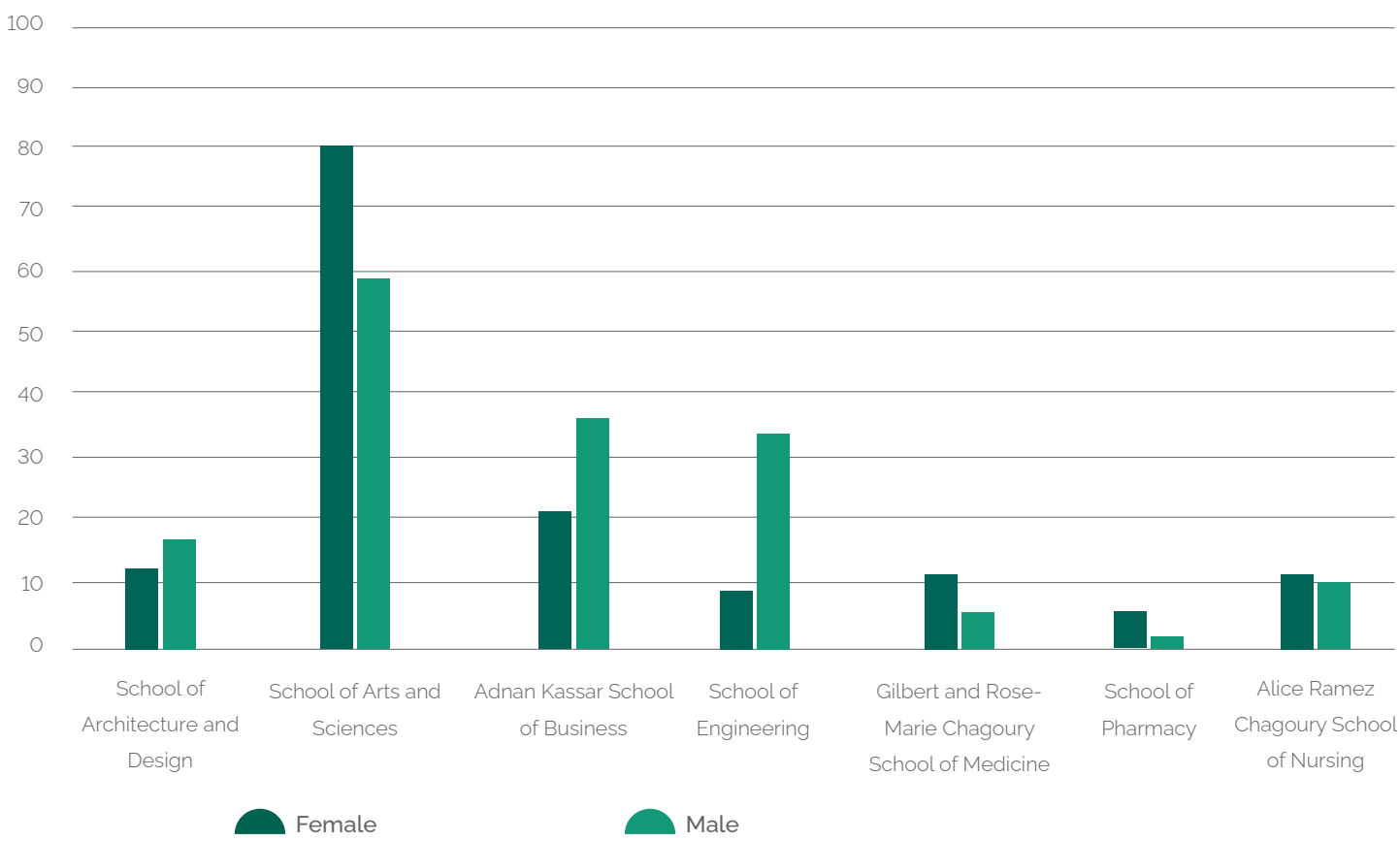


FULL-TIME FACULTY BY GENDER AND SCHOOL

Fall 2023

	Female	Male	Total
School of Architecture and Design	13	17	30
School of Arts and Sciences	80	59	139
Adnan Kassar School of Business	21	36	57
School of Engineering	9	34	43
Gilbert and Rose-Marie Chagoury School of Medicine	12	5	17
Alice Ramez Chagoury School of Nursing	6	2	8
School of Pharmacy	12	10	22
Total	153	163	316

FULL-TIME FACULTY BY GENDER AND SCHOOL



PHYSICIANS AT LAUMC-RH AND LAUMC-SJH

Academic Year 2023-2024

	Female	Male	Total
Full-Time Physicians	41	66	107
Part-Time Physicians	57	128	185



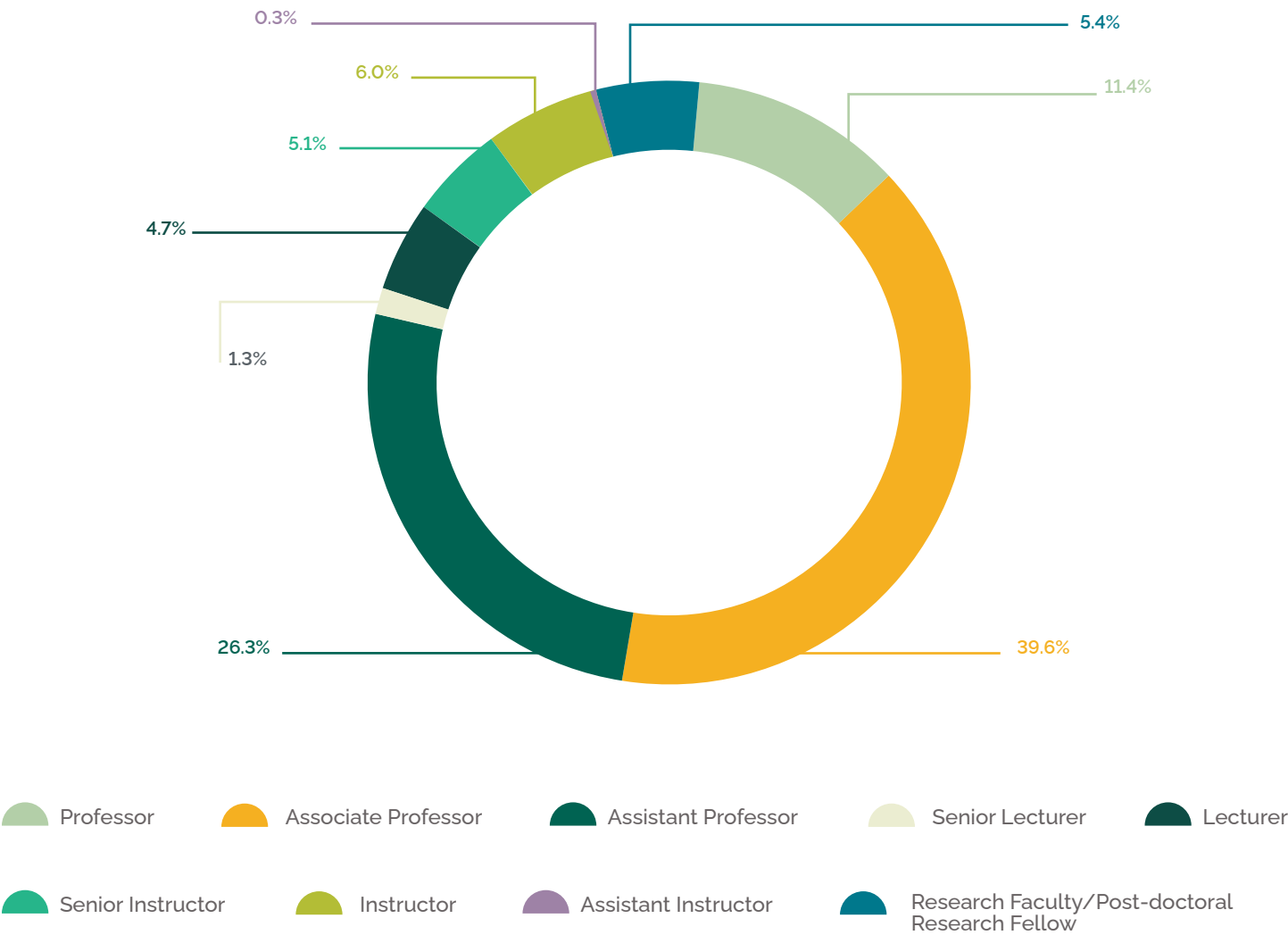
FULL-TIME FACULTY BY RANK, GENDER AND SCHOOL

Fall 2023

	Gender	Professor	Associate Professor	Assistant Professor	Senior Lecturer	Lecturer	Senior Instructor	Instructor	Assistant Instructor	Research Faculty/ Post-doctoral Research Fellow	Total
School of Architecture and Design	Female		6	4	1	2					13
	Male	1	9	5	1	1					17
School of Arts and Sciences	Female	5	16	20	1	9	10	11		8	80
	Male	6	25	18		2	6			2	59
Adnan Kassar School of Business	Female	1	11	5		1		2		1	21
	Male	8	17	8	1			1	1		36
School of Engineering	Female		4	4						1	9
	Male	10	14	8				1		1	34
Gilbert and Rose-Marie Chagoury School of Medicine	Female	1	4	3						4	12
	Male	1	3	1							5
Alice Ramez Chagoury School of Nursing	Female		1	2				3			6
	Male			1				1			2
School of Pharmacy	Female		9	3							12
	Male	3	6	1							10
Total	Female	7	51	41	2	12	10	16		14	153
	Male	29	74	42	2	3	6	3	1	3	163
	Total	36	125	83	4	15	16	19	1	17	316



FULL-TIME FACULTY BY RANK

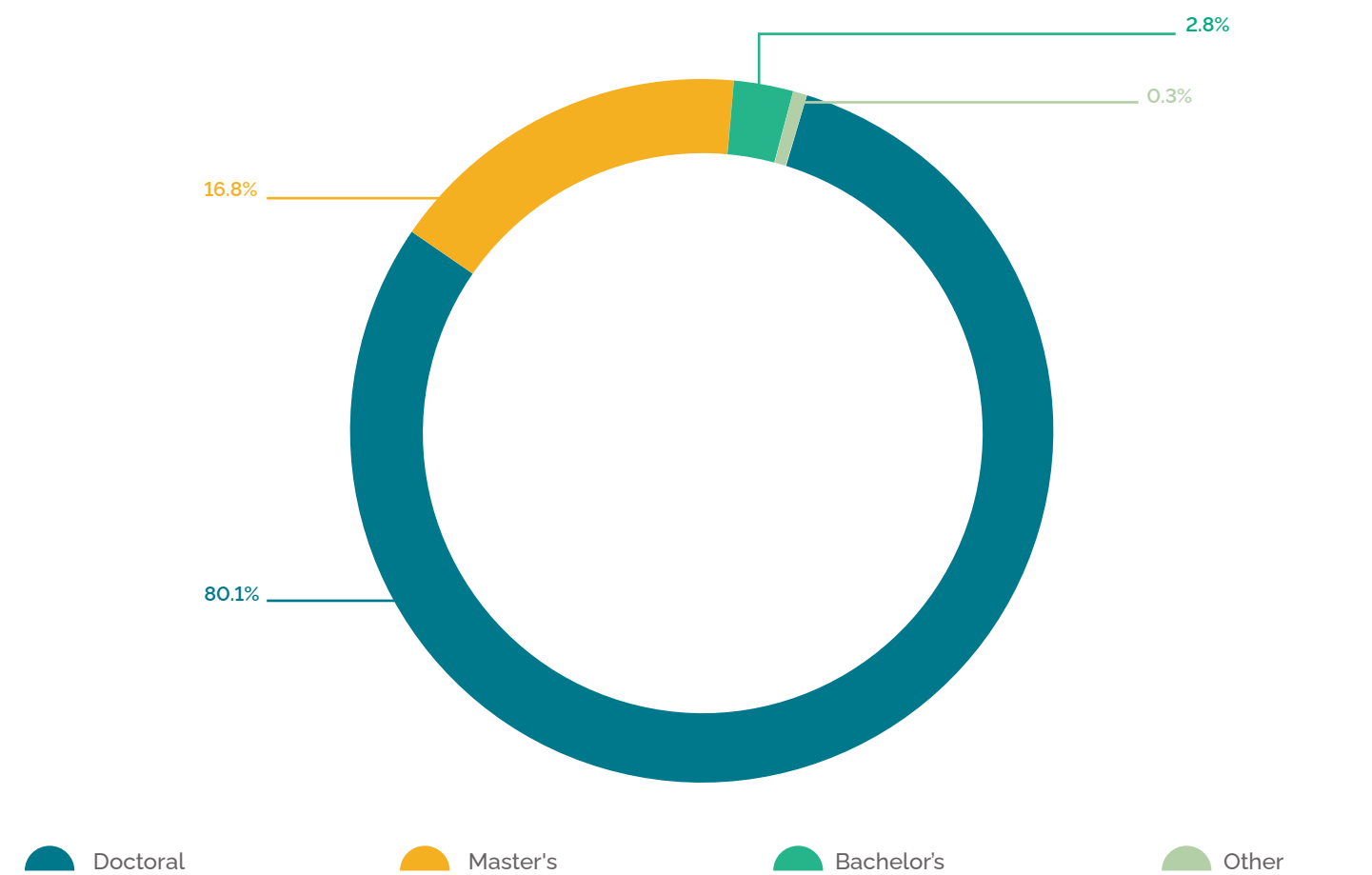


HIGHEST DEGREE EARNED BY FULL-TIME FACULTY

Fall 2023

	Doctoral		Master's		Bachelor's		Other		Total	
	Count	% of Total	Count	% of Total	Count	% of Total	Count	% of Total	Count	% of Total
Professor	36	11.4%							36	11.4%
Associate Professor	116	36.7%	8	2.5%	1	0.3%			125	39.6%
Assistant Professor	72	22.8%	9	2.8%	2	0.6%			83	26.3%
Senior Lecturer	2	0.6%	1	0.3%	1	0.3%			4	1.3%
Lecturer	11	3.5%	2	0.6%	2	0.6%			15	4.7%
Senior Instructor			15	4.7%	1	0.3%			16	5.1%
Instructor			7	5.4%	2	0.6%			19	6.0%
Assistant Instructor							1	0.3%	1	0.3%
Research Faculty/Post-doctoral Research Fellow	16	5.1%	1	0.3%					17	5.4%
Total	253	80.1%	53	16.8%	9	2.8%	1	0.3%	316	100.0%

HIGHEST DEGREE EARNED BY FULL-TIME FACULTY





FULL-TIME FACULTY WITH DOCTORAL DEGREES


Fall 2023

	Count in School	Percent in School	Percent of Total
School of Architecture and Design	8	26.7%	3.2%
School of Arts and Sciences	110	79.1%	43.5%
Adnan Kassar School of Business	52	91.2%	20.6%
School of Engineering	42	97.7%	16.6%
Gilbert and Rose-Marie Chagoury School of Medicine	17	100.0%	6.7%
Alice Ramez Chagoury School of Nursing	3	37.5%	1.2%
School of Pharmacy	21	95.5%	8.3%
Total	253	80.1%	100.0%

FULL-TIME FACULTY AGE RANGE BY RANK

Fall 2023

	20 - 29	30 - 39	40 - 49	50 - 59	60 and above
Professor			10	10	16
Associate Professor		14	55	33	23
Assistant Professor	4	43	23	8	5
Senior Lecturer				1	3
Lecturer	1	4	4	5	1
Senior Instructor			7	5	4
Instructor	2	7	5	5	
Assistant Instructor				1	
Research Faculty/Post-doctoral Research Fellow	2	10	5		
Total	9	78	109	68	52

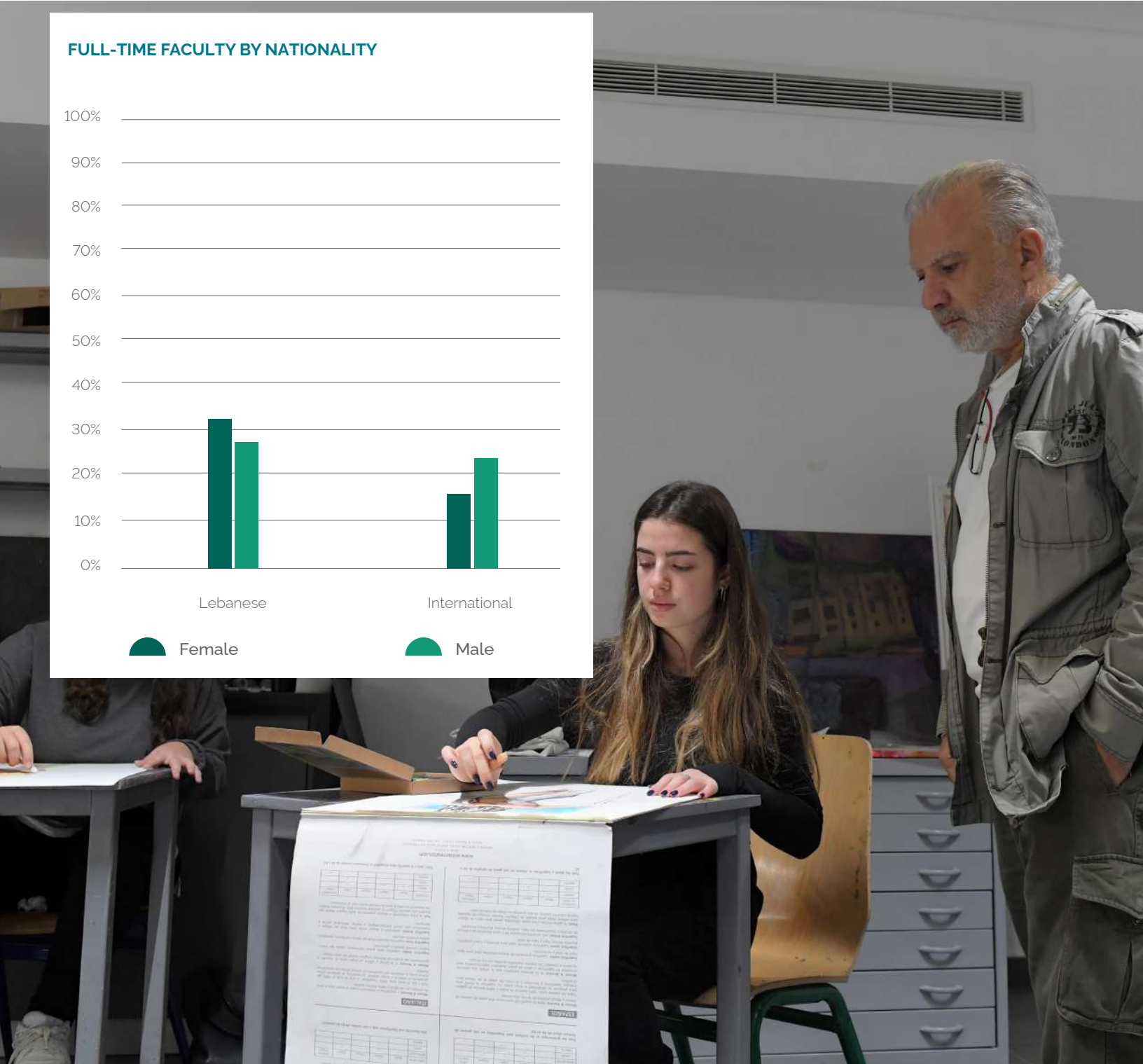
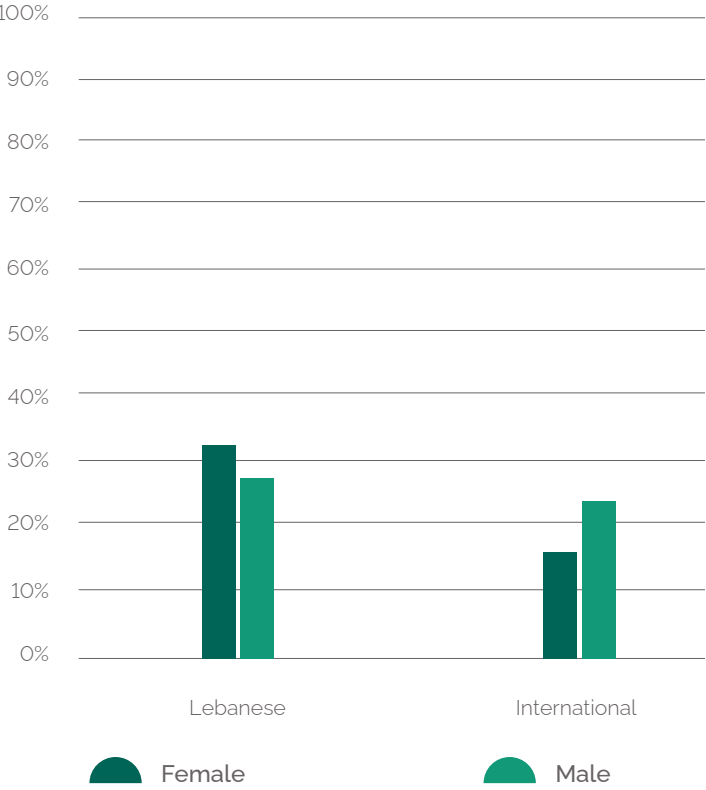


FULL-TIME FACULTY BY NATIONALITY

Fall 2023

	Female		Male	
	Count	Percent of Total Faculty	Count	Percent of Total Faculty
Lebanese	102	32.3%	89	28.2%
International	51	16.1%	74	23.4%
Total	153	48.4%	163	51.6%

FULL-TIME FACULTY BY NATIONALITY



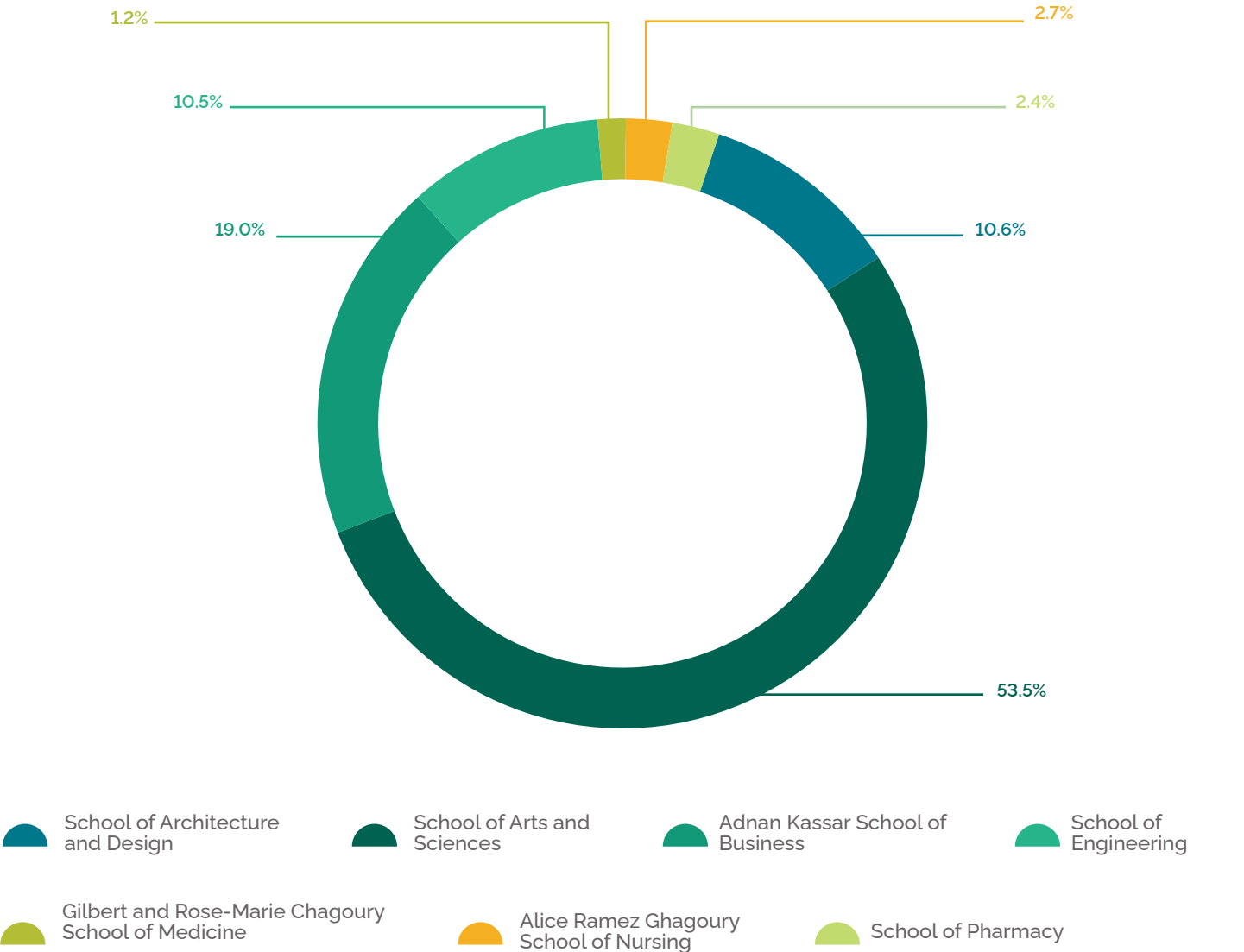
PART-TIME FACULTY BY SCHOOL AND GENDER

Fall 2023

	Female	Male	Total
School of Architecture and Design	40	30	70
School of Arts and Sciences	215	137	352
Adnan Kassar School of Business	38	87	125
School of Engineering	19	50	69
Gilbert and Rose-Marie Chagoury School of Medicine	1	7	8
Alice Ramez Ghagoury School of Nursing	13	5	18
School of Pharmacy	12	4	16
Total	332	316	648

Duplicate headcounts occur between schools as faculty may teach in two different schools, but the total headcount is unduplicated.

PART-TIME FACULTY BY SCHOOL



FACULTY FTE BY SCHOOL

Fall 2023

School	FTE
School of Architecture and Design	53.3
School of Arts and Sciences	256.3
Adnan Kassar School of Business	98.7
School of Engineering	66.0
Gilbert and Rose-Marie Chagoury School of Medicine	188.3
Alice Ramez Chagoury School of Nursing	14.0
School of Pharmacy	27.3
Total	700.7

STUDENT-FACULTY RATIO

Fall 2023

Total Students FTE*	7,982.7
Total Faculty FTE**	700.7
Student-Faculty Ratio***	11 to 1

\* Students FTE = full-time students + 1/3 part-time students  
\*\* Faculty FTE = full-time faculty + 1/3 part-time faculty

\*\*\* Student-Faculty Ratio = Students FTE / Faculty FTE

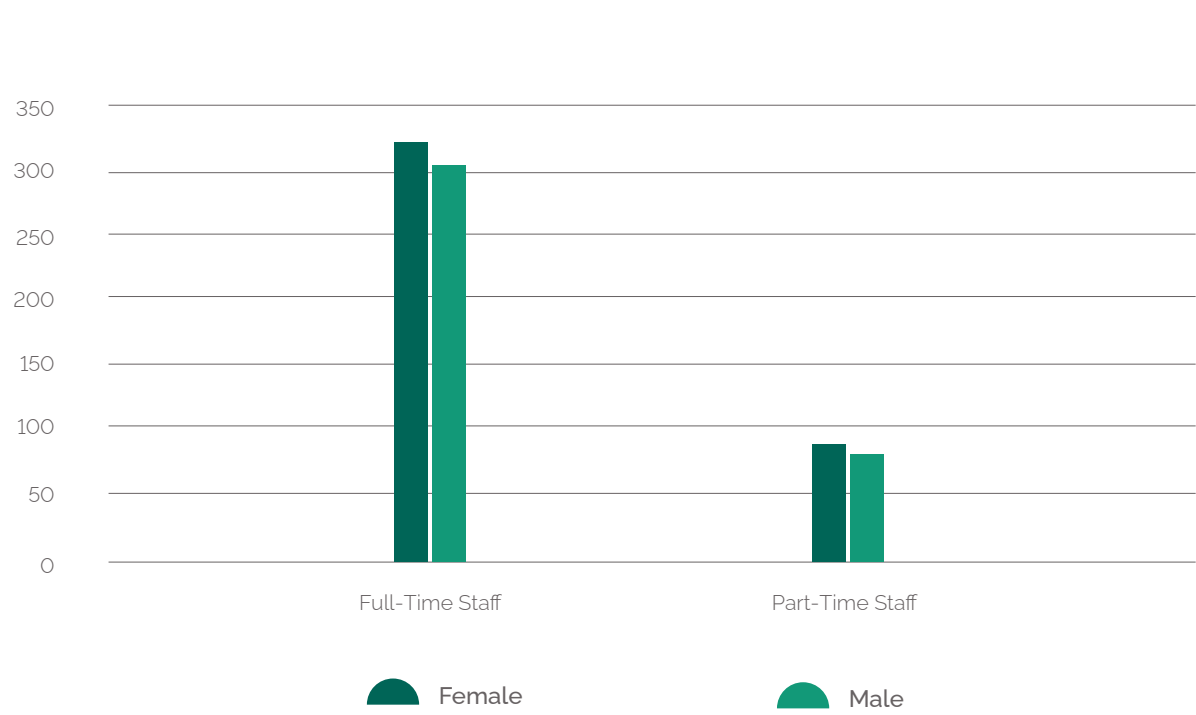


STAFF BY EMPLOYMENT TYPE AND GENDER

Fall 2023

	Full-Time Staff	Part-Time Staff	Total
Female	327	80	407
Male	307	69	376
Total	634	149	783

Staff by Gender



ALUMNI





## ALUMNI CHAPTERS

President/Committee	Chapter
Naim Stephan	Abu Dhabi Chapter
Committee	Aleppo Chapter
Sana Jeha Cherfan	Athens Chapter
Committee	Atlanta Chapter
Rushdi Kikhia	Bahrain Chapter
Mahmoud Beydoun	Beirut Chapter
Hala Mikati Jabre	BCW Chapter
Jana Thoumy	Byblos Chapter
Committee	Chicago Chapter
Committee	Dallas Chapter
Committee	Damascus Chapter
Hiba Yazbeck Wehbe	Detroit Chapter
Hani Ghata	Dubai & Northern Emirates Chapter
Committee	Eastern Province Chapter
Jack Kassab	EMBA Group
Committee	Florida Chapter
Lana Captan Ghandour	Ghana Chapter
Tania Shaheen	Houston Chapter
Jamil Ghandour	Jeddah Chapter
Suhair Alami Masri	Jordan Chapter
Ziad Kabbani	Kuwait Chapter
Committee	London Chapter
Rita Saliba Nasr	Montreal Chapter
Committee	New England Chapter
Fadi Broumana	New York, New Jersey Chapter
Committee	Nigeria Chapter
Committee	North Lebanon Chapter
Hana Rustom Archbold	Northern California Chapter
Mireille Aoun Kamar	Oman Chapter
Committee	Ottawa Chapter
Hanadi Khalil Tellier	Paris Chapter

President/Committee	Chapter
Wassim AlDayah	Qatar Chapter
Committee	Riyadh Chapter
Joe Hawa	School of Engineering Chapter
Wael Salame	School Of Medicine
Habib Abla	School of Pharmacy Chapter
Noushin Maktabi Issa	Seattle, Washington State Chapter
Nadine Kain	South Lebanon Chapter
Rowaida Bourji	Southern California Chapter
Taline Ouzounian Avakian	Switzerland Chapter
Georges Ayoub	Toronto Chapter
Jad El Hajj	Sydney Chapter
Ali Tourba	USP Chapter
Faten Saliba	Washington DC Chapter

## ALUMNI CHAPTERS BY REGION

Alumni Chapters by Region	Number of Chapter
Lebanon	10
Arab World	12
Europe	4
Africa	2
United States and Canada	15
Australia	1
<b>Total Chapters</b>	<b>44</b>

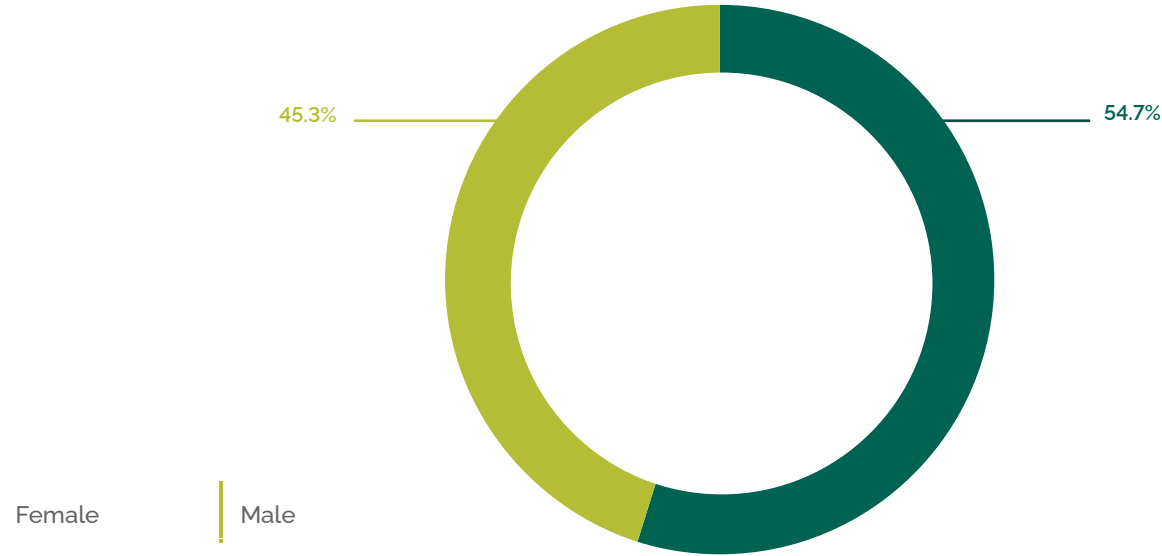




ALUMNI BY GENDER

Alumni by Gender	Number of Alumni
Female	28,996
Male	24,037
Total	53,033

ALUMNI BY GENDER




## ALUMNI BY RESIDENCE

Country of Residence	Number of Alumni	Country of Residence	Number of Alumni
Algeria	15	Malaysia	2
Angola	1	Malta	1
Argentina	1	Mexico	7
Australia	85	Monaco	1
Austria	5	Morocco	14
Bahrain	164	Mozambique	1
Belgium	20	New Zealand	3
Benin	1	Nigeria	29
Brazil	11	Norway	5
Canada	618	Oman	81
China	2	Pakistan	6
Colombia	3	Palestine - Not to Mail	172
Cyprus	97	Panama	19
Democratic Republic of the Congo	2	Philippines	5
Denmark	4	Poland	15
Egypt	73	Qatar	306
Ethiopia	18	Republic of Singapore	1
Finland	3	Romania	3
France	247	Russia	2
Gabon	1	Saudi Arabia	844
Gambia	3	Senegal	2
Germany	29	Sierra Leone	13
Ghana	35	Somalia	1
Greece	72	South Africa	10
Guinea	3	Spain	20
Haiti	1	Sudan	12
Holland	6	Sweden	18
India	8	Switzerland	49
Indonesia	3	Syria - Not to Mail	547
Iran	55	Taiwan	1
Iraq	260	Tanzania	4
Ireland	1	Thailand	1
Italy	13	Tunisia	21
Ivory Coast	6	Turkey	24
Jamaica	1	Uganda	2
Japan	3	Ukraine	2
Jordan	689	United Arab Emirates	1,579
Kenya	1	United Kingdom	427
Korea	2	United States of America	2,182
Kuwait	625	Venezuela	11
Lebanon	43,343	Vietnam	2
Liberia	13	West Indies	4
Libya	23	Yemen	14
Luxembourg	2	Zimbabwe	2

**Total**

**53,033**

## FINANCIAL INFORMATION

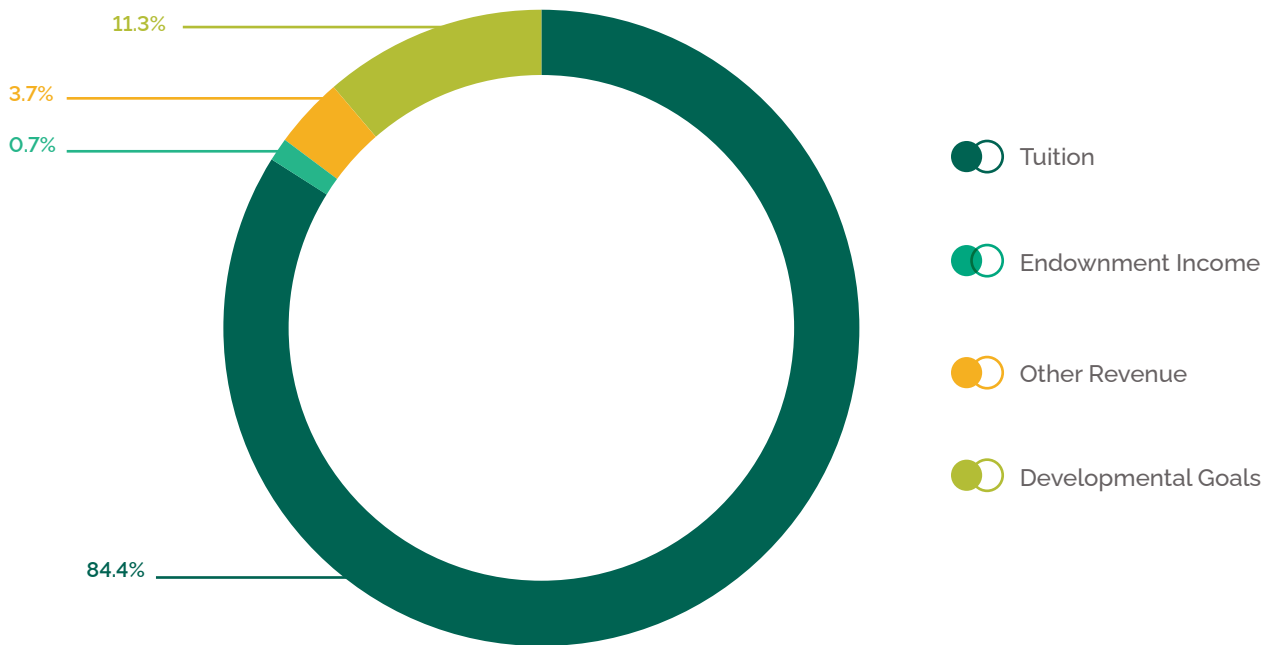


FINANCES

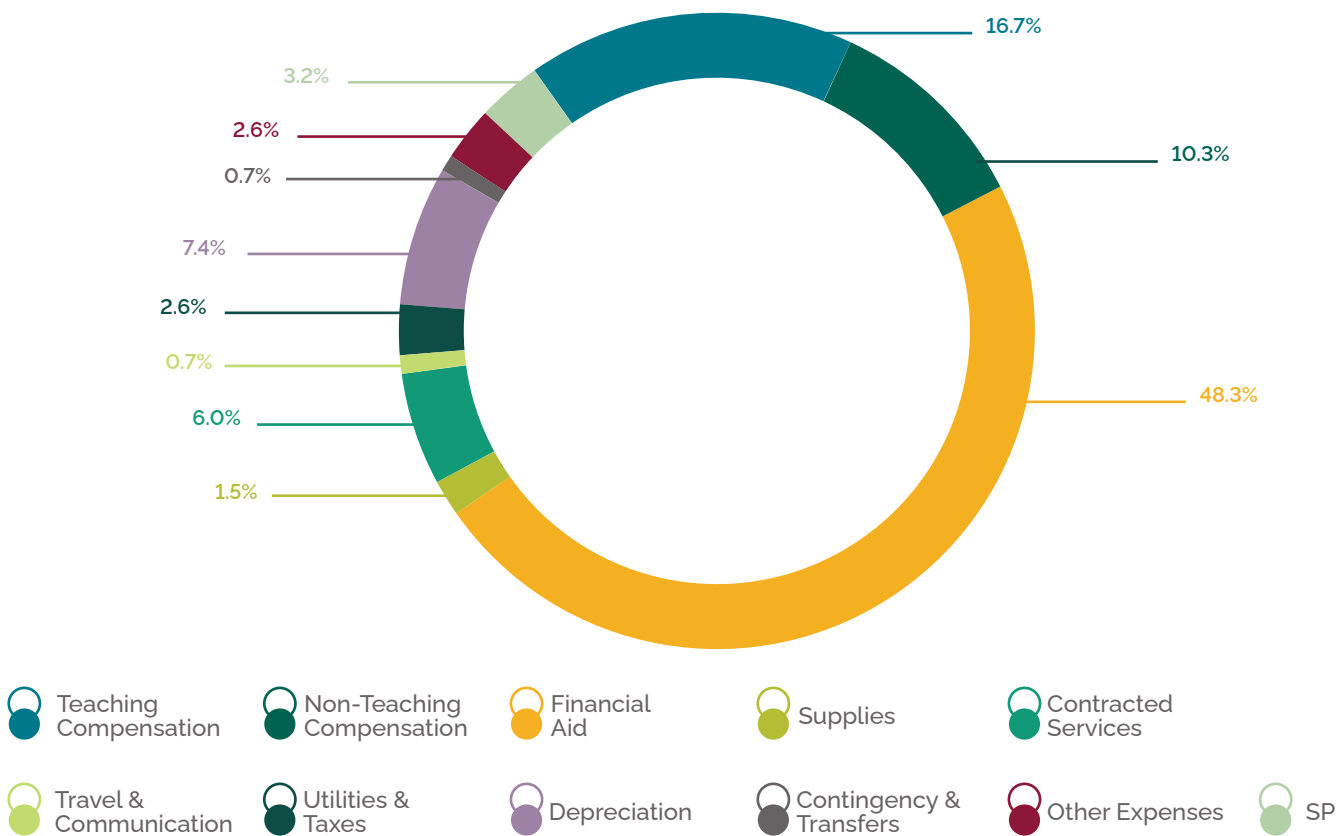
Academic Year 2022-2023

Operating Budget 2022-2023: \$ 202,593,168

REVENUE BUDGET 2022-2023



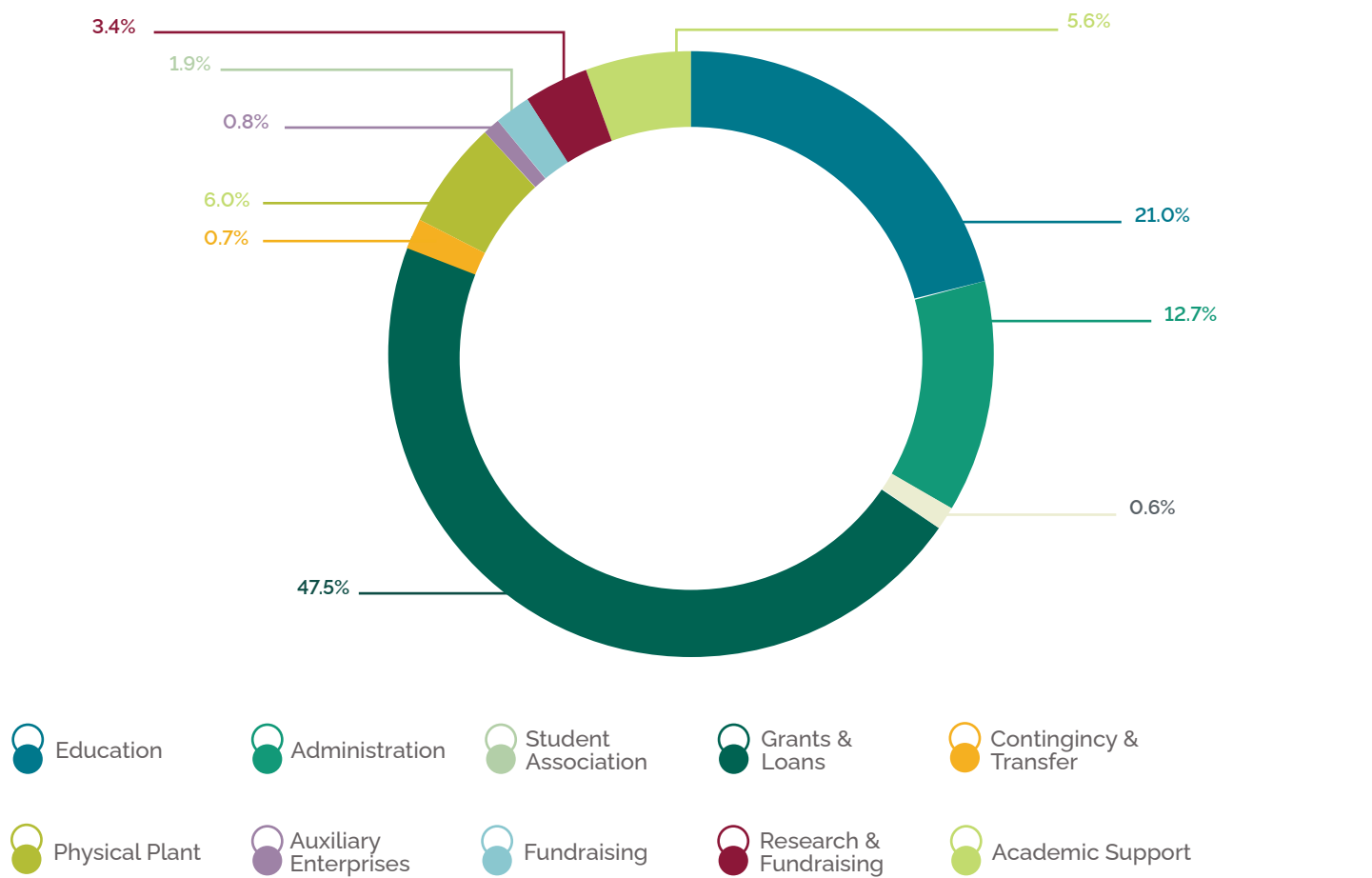
EXPENSES BUDGET 2022-2023



EXPENSES PER STUDENT AY 2022-2023

Total expenses per student headcount	\$ 24,622
Total expenses per student FTE	\$ 26,627

EXPENSES BY FUNCTION 2022-2023



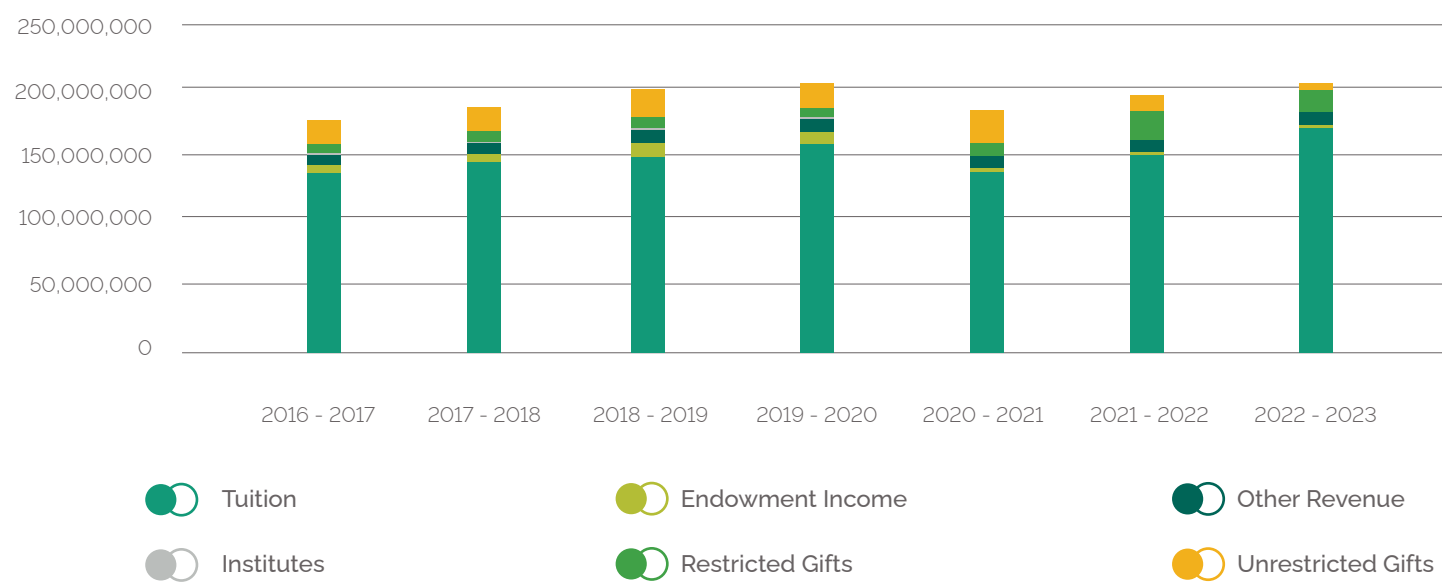


TRENDS IN REVENUES (IN \$)

2016-2017 till 2022-2023

	2016-2017	2017-2018	2018-2019	2019-2020	2020-2021	2021-2022	2022-2023
Tuition	135,870,976	142,922,506	147,940,587	156,401,060	136,084,184	151,271,558	170,909,034
Endowment Income	6,000,000	6,000,000	7,600,000	7,600,000	1,500,000	1,500,000	1,342,000
Other Revenue	8,964,440	9,228,333	9,495,448	9,279,580	10,187,163	13,567,741	7,527,217
Institutes	653,450	640,990	568,190	316,300	220,571	64,680	17,590
Restricted Gifts	8,237,613	8,977,208	9,180,464	12,125,887	15,119,292	19,575,688	19,583,377
Unrestricted Gifts	19,459,180	20,787,627	23,478,811	17,289,697	18,333,416	7,616,108	3,213,950
Total Revenues in \$	179,185,659	188,556,664	198,263,500	203,012,524	181,444,626	193,595,775	202,593,168
% Change	-	5%	5%	2%	-11%	7%	5%

TRENDS IN REVENUES

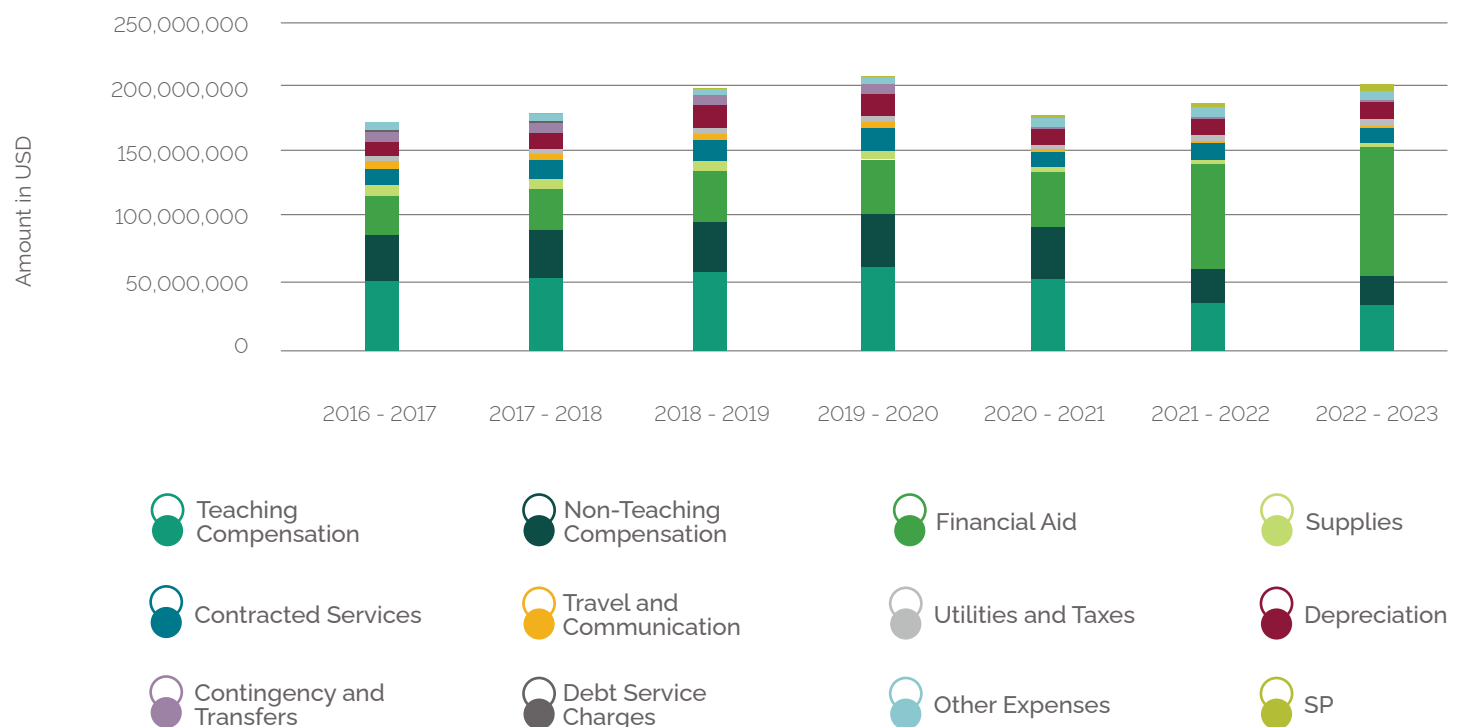


## TRENDS IN EXPENDITURES (IN \$)

### 2016-2017 till 2022-2023

	2016-2017	2017-2018	2018-2019	2019-2020	2020-2021	2021-2022	2022-2023
Teaching Compensation	54,107,135	56,929,117	59,008,630	59,898,783	55,171,300	38,894,151	33,777,163
Non-Teaching Compensation	35,315,845	36,588,360	38,560,242	40,310,174	38,951,269	25,837,586	20,954,155
Financial Aid	30,957,180	33,988,065	37,021,165	39,465,975	40,989,108	78,307,000	97,845,000
Supplies	7,932,656	8,140,378	7,884,845	6,581,620	4,470,310	5,287,455	3,001,528
Contracted Services	13,216,409	13,969,830	14,953,847	16,164,769	11,675,655	12,989,557	12,143,694
Travel and Communication	6,084,900	5,655,288	5,453,011	4,832,636	2,467,921	2,054,792	1,463,384
Utilities and Taxes	3,858,670	3,311,785	3,918,035	4,437,000	3,765,830	4,112,692	5,292,982
Depreciation	12,027,715	14,050,475	16,429,960	15,895,211	13,635,167	14,474,806	15,052,000
Contingency and Transfers	8,500,000	8,500,000	8,500,000	8,500,000	1,000,000	1,000,000	1,322,000
Debt Service Charges	895,000	895,000					
Other Expenses	6,290,149	5,733,365	5,543,765	5,956,356	7,318,066	7,659,735	5,359,288
SP		795,000	990,000	970,000	2,000,000	2,978,000	6,381,974
<b>Total</b>	<b>179,185,659</b>	<b>188,556,663</b>	<b>198,263,500</b>	<b>203,012,524</b>	<b>181,444,626</b>	<b>193,595,774</b>	<b>202,593,168</b>
<b>% Change</b>	<b>-</b>	<b>5%</b>	<b>5%</b>	<b>2%</b>	<b>-11%</b>	<b>7%</b>	<b>5%</b>

### TRENDS IN EXPENDITURES





UNIVERSITY COMMUNICATIONS



The university reaches out to its closest community (students, faculty, staff, trustees) as well as to external audiences locally and internationally (including alumni, donors, organizations, media) through a wealth of constantly updated platforms under a decentralized information publishing system.

## **WEBSITES**

LAU maintains 60 official websites through which it conveys a vast amount of institutional information to external audiences and the campus community.

### **CENTRAL**

1. Lebanese American University ([www.lau.edu.lb](http://www.lau.edu.lb))
2. LAU Events ([eventscal.lau.edu.lb](http://eventscal.lau.edu.lb))
3. LAU News ([news.lau.edu.lb](http://news.lau.edu.lb))

### **CORE ACADEMIC OFFERINGS**

4. Adnan Kassar School of Business ([sob.lau.edu.lb](http://sob.lau.edu.lb))
5. Alice Ramez Chagoury School of Nursing ([nursing.lau.edu.lb](http://nursing.lau.edu.lb))
6. Gilbert and Rose-Marie Chagoury School of Medicine ([medicine.lau.edu.lb](http://medicine.lau.edu.lb))
7. School of Architecture and Design ([sard.lau.edu.lb](http://sard.lau.edu.lb))
8. School of Arts and Sciences ([soas.lau.edu.lb](http://soas.lau.edu.lb))
9. School of Engineering ([soe.lau.edu.lb](http://soe.lau.edu.lb))
10. School of Pharmacy ([pharmacy.lau.edu.lb](http://pharmacy.lau.edu.lb))
11. Academic Catalog ([catalog.lau.edu.lb](http://catalog.lau.edu.lb))
12. Online Programs ([online.lau.edu.lb](http://online.lau.edu.lb))

### **OTHER PROGRAMS, CENTERS, AND INSTITUTES**

13. Academy of Continuing Education ([ace.lau.edu.lb](http://ace.lau.edu.lb))
14. Arab Institute for Women ([aiw.lau.edu.lb](http://aiw.lau.edu.lb))
15. Center for Innovative Learning ([cil.lau.edu.lb](http://cil.lau.edu.lb))
16. Center for Lebanese Heritage ([clh.lau.edu.lb](http://clh.lau.edu.lb))
17. Clinical Simulation Center ([csc.lau.edu.lb](http://csc.lau.edu.lb))
18. Fouad Makhzoumi Innovation Center ([fmic.lau.edu.lb](http://fmic.lau.edu.lb))
19. Industrial Hub ([ih.lau.edu.lb](http://ih.lau.edu.lb))
20. Graduate Studies and Research ([gsr.lau.edu.lb](http://gsr.lau.edu.lb))
21. Honors Program ([honors.lau.edu.lb](http://honors.lau.edu.lb))
22. Institute for Media Training and Research ([imrt.lau.edu.lb](http://imrt.lau.edu.lb))
23. Interprofessional Education ([ipe.lau.edu.lb](http://ipe.lau.edu.lb))
24. Jr NBA ([jrnba.lau.edu.lb](http://jrnba.lau.edu.lb))
25. LAU Consult ([consult.lau.edu.lb](http://consult.lau.edu.lb))
26. Lebanese Academic Library Consortium ([lalc.lau.edu.lb](http://lalc.lau.edu.lb))
27. Louis Cardahi Foundation ([lcf.lau.edu.lb](http://lcf.lau.edu.lb))
28. Media Digital Literacy Academy of Beirut ([mdlab.lau.edu.lb](http://mdlab.lau.edu.lb))
29. New York Academic Center ([nyac.lau.edu.lb](http://nyac.lau.edu.lb))
30. Holberton Lebanon ([holbertonlebanon.com](http://holbertonlebanon.com))
31. SINARC ([sinarc.lau.edu.lb](http://sinarc.lau.edu.lb))
32. Community Service and Engagement ([cse.lau.edu.lb](http://cse.lau.edu.lb))
33. Outreach, Leadership and Empowerment ([ole.lau.edu.lb](http://ole.lau.edu.lb))
34. Al-Raida Journal ([alraidajournal.lau.edu.lb](http://alraidajournal.lau.edu.lb))
35. LAU Innovation Center ([innovate.lau.edu.lb](http://innovate.lau.edu.lb))

## CAMPUS LIFE, OFFICES, AND SERVICES

- 36. Athletics ([athletics.lau.edu.lb](http://athletics.lau.edu.lb))
- 37. Commencement ([commencement.lau.edu.lb](http://commencement.lau.edu.lb))
- 38. Department of Institutional Research and Assessment ([dira.lau.edu.lb](http://dira.lau.edu.lb))
- 39. Facilities Management ([fm.lau.edu.lb](http://fm.lau.edu.lb))
- 40. Faculty Senate ([facultysenate.lau.edu.lb](http://facultysenate.lau.edu.lb))
- 41. Higher Education Scholarships ([hes.lau.edu.lb](http://hes.lau.edu.lb))
- 42. Information Technology ([it.lau.edu.lb](http://it.lau.edu.lb))
- 43. International Services ([studyabroad.lau.edu.lb](http://studyabroad.lau.edu.lb))
- 44. Libraries ([libraries.lau.edu.lb](http://libraries.lau.edu.lb))
- 45. Memorabilia ([memorabilia.lau.edu.lb](http://memorabilia.lau.edu.lb))
- 46. MEPI Leaders for Democracy Fellowship Program ([ldf.lau.edu.lb](http://ldf.lau.edu.lb)) (archival)
- 47. Office of the President ([www.lau.edu.lb/about/governance/president/](http://www.lau.edu.lb/about/governance/president/))
- 48. Office of the Provost ([www.lau.edu.lb/about/governance/provost/](http://www.lau.edu.lb/about/governance/provost/))
- 49. Outreach and Civic Engagement ([oce.lau.edu.lb](http://oce.lau.edu.lb))
- 50. Staff Advisory Council ([www.lau.edu.lb/about/governance/councils-committees/sac/](http://www.lau.edu.lb/about/governance/councils-committees/sac/))
- 51. Strategic Communications Department ([stratcom.lau.edu.lb](http://stratcom.lau.edu.lb))
- 52. Title IX ([titleix.lau.edu.lb](http://titleix.lau.edu.lb))
- 53. Tomorrow's Leaders Program ([mepitl.lau.edu.lb](http://mepitl.lau.edu.lb))

## UNIVERSITY ADVANCEMENT

- 54. Alumni ([alumni.lau.edu.lb](http://alumni.lau.edu.lb))
- 55. Giving to LAU ([giving.lau.edu.lb](http://giving.lau.edu.lb))
  - A. The Legacy and the Promise: LAU Campaign for Excellence ([campaign2005.lau.edu.lb](http://campaign2005.lau.edu.lb)) (archival)
  - B. Fulfilling the Promise: LAU Campaign for Academic Excellence ([campaign.lau.edu.lb](http://campaign.lau.edu.lb)) (archival)
- 56. LAU Magazine ([magazine.lau.edu.lb](http://magazine.lau.edu.lb)) (archival)
- 57. LAU Now ([www.lau.edu.lb/lau-now/](http://www.lau.edu.lb/lau-now/)) (archival)
- 58. LAU Talking Points ([talkingpoints.lau.edu.lb](http://talkingpoints.lau.edu.lb)) (archival)
- 59. Sustainability ([www.lau.edu.lb/sustainability/](http://www.lau.edu.lb/sustainability/))
- 60. LAU Centennial ([100.lau.edu.lb](http://100.lau.edu.lb))



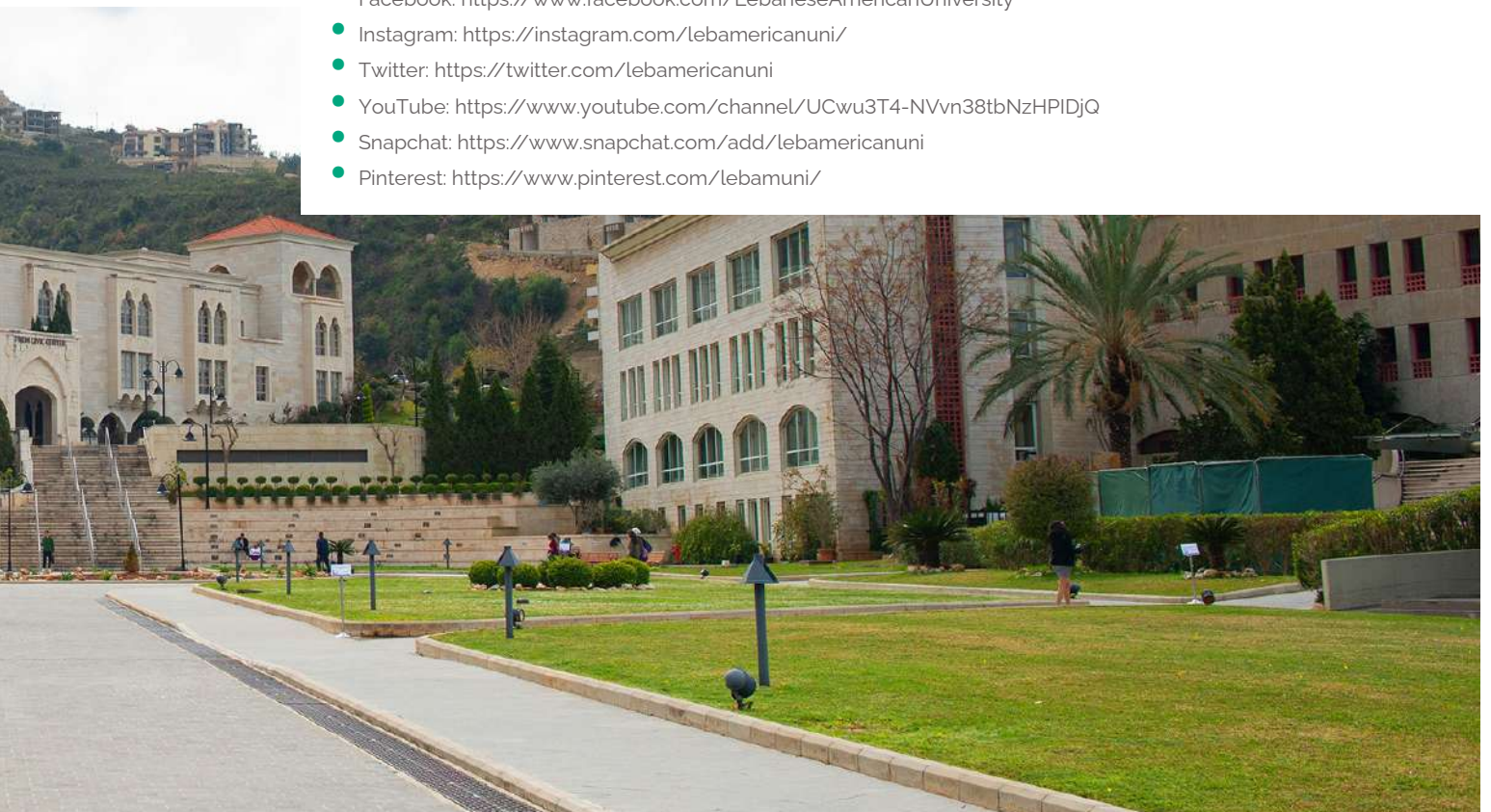
Among many other topics, this website ecosystem ensures that essential information is available to all those concerned, in line with the public disclosure standards maintained by the New England Commission of Higher Education:

- Obligations and responsibilities of both students and the institution.
- Mission, objectives and expected educational outcomes.
- Status as an independent, not-for-profit and secular institution.
- Requirements, procedures and policies related to admissions and the transfer of credit.
- Institutions with which LAU has articulation agreements.
- Student fees, charges and refund policy.
- Rules and regulations for student conduct.
- Procedures for student appeals and complaints.
- Attending or withdrawing from the institution.
- Academic programs, courses currently offered and other available educational opportunities.
- Academic policies and procedures.
- Requirements for degrees or other forms of academic recognition.
- Continuing faculty with respective departmental affiliation and credentials.
- Names and positions of administrative officers and names and affiliations of trustees.
- Size and characteristics of the student population and description of the campus setting for each of its locations.
- Description of programs, academic and other support services, co-curricular and non-academic opportunities and library and other information resources available to students.
- Goals for students' education, aggregate information about student success and institutional performance; licensure passing rates where applicable.
- Total cost of education and net price; availability of financial aid; typical length of study.
- Accreditation status.

## OUTREACH

News, opportunities, marketing messages and important announcements are carried to the university's various audiences through digital social channels as well as social media, mass email and newsletters. The university maintains central channels on the following media, in addition to numerous other accounts overseen by schools, departments, offices, centers and institutes:

- LinkedIn: <https://www.linkedin.com/edu/school?id=14810>
- Facebook: <https://www.facebook.com/LebaneseAmericanUniversity>
- Instagram: <https://instagram.com/lebamericanuni/>
- Twitter: <https://twitter.com/lebamericanuni>
- YouTube: <https://www.youtube.com/channel/UCwu3T4-NVvn38tbNzHPIDjQ>
- Snapchat: <https://www.snapchat.com/add/lebamericanuni>
- Pinterest: <https://www.pinterest.com/lebamuni/>





# Annual Publications

## ACADEMIC CATALOG

<https://catalog.lau.edu.lb>

The Academic Catalog is the all-encompassing reference on LAU. This annual publication, issued every summer, includes information on the university's historical background, campuses, academic calendar, schools, academic programs, degrees offered, majors, courses, admission, rules, procedures, facilities, listings and credentials of full-time faculty, administrative officers, tuition and more.

## CONTRIBUTORS REPORT

<https://giving.lau.edu.lb/lau-contributors-report>

Produced annually to recognize donors and to provide information about the university's fundraising programs and outcomes.

## FACT BOOK

<https://dira.lau.edu.lb/fact-book/>

The LAU Fact Book contains data on the university's student enrollment and admissions (compiled as of the official census date), as well as its administration, faculty and staff, alumni, finances, physical facilities and other academic and student-related matters. Launched in 2009, it aims to provide information on important institutional measures in support of decision making.

## LAU AT A GLANCE

[https://stratcom.lau.edu.lb/recent-work/lau\\_a\\_glance.php](https://stratcom.lau.edu.lb/recent-work/lau_a_glance.php)

LAU at a Glance provides a brief institutional profile of LAU, including annual facts and figures about our campuses, facilities, students, faculty and programs of study.


## PRESIDENT'S REPORT

<https://www.lau.edu.lb/about/governance/president/presidents-report/>

An annual progress report on all aspects of the university's development.



## PHYSICAL FACILITIES



27,500 m<sup>2</sup>

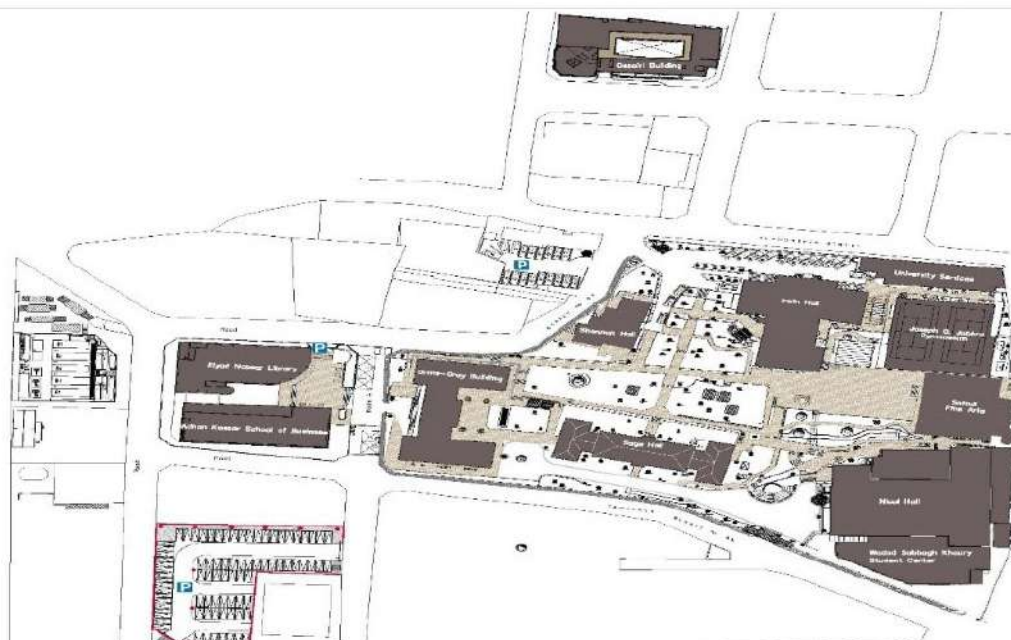
## Beirut Land Area

4,550 m<sup>2</sup>

## Beirut Green Area

13

Number of Buildings

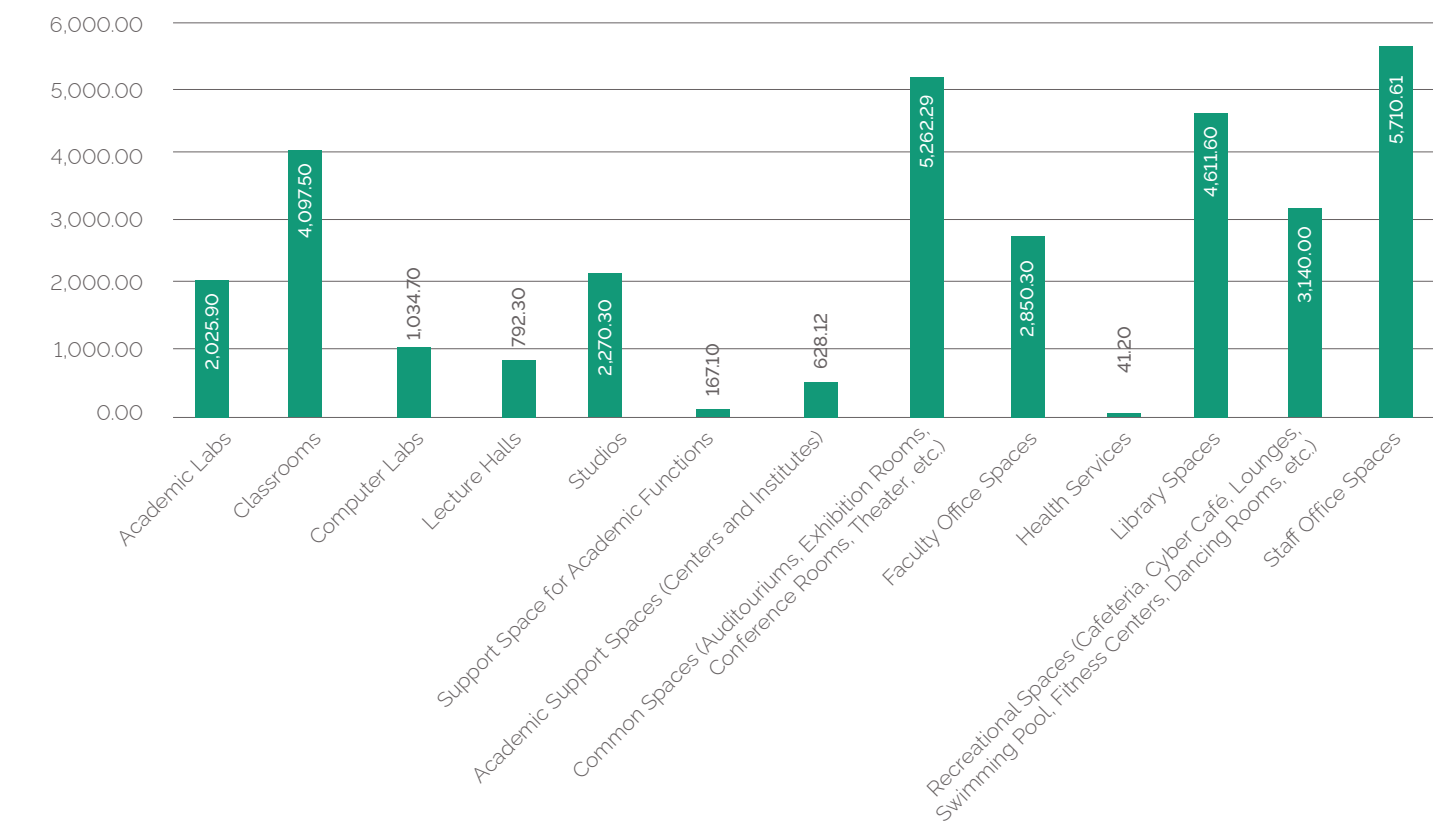


Building	Year	Area (m²)	Off-Campus Facilities	Year	Area (m²)	Support Space	Year	Area (m²)
Gezairi Building	2012	18,932.4	Off-Campus Store	2017	765.6	Electro-mechanical Rooms	2016	196.8
Adnan Kassar School of Business	2005	5,872.4	Atiyah	2022	294	Power Plant	2016	1,570.0
Riyad Nassar Library	2005	8,178.7				Site Offices		118.6
Underground Parking	2005	11,226.8				Upper Gate House		18.6
Wadad Khoury Student Center	1998	4,310.9				Lower Gate House		13.0
Safadi Fine Arts Building	1970	3,902.3				L-b Parking		458.5
Joseph G. Jabbara Gymnasium	1970	1,806.2				M Parking		1,757.0
Orme-Gray Building	1965	4,372.4				Outdoor Tennis Field		1,024.0
University Services	1955	1,917.7						
Shannon Hall	1954	953.7						
Irwin Hall	1947	4,071.5						
Nicol Hall	1937	5,252.3						
Sage Hall	1933	2,169.5						
Total Built-Up Area		72,966.8	Total Built-Up Area		1,059.6	Total Support Space Area		5,156

BEIRUT CAMPUS SPACE UTILIZATION

Space Category	Area (m²)	Count
Academic Labs	2,025.90	37
Classrooms	4,097.50	66
Computer Labs	1,034.70	16
Lecture Halls	792.30	7
Studios	2,270.30	30
Support Space for Academic Functions	167.10	13
Academic Support Spaces (Centers & Institutes)	628.12	22
Common Spaces (Auditoriums, Exhibition rooms, Conference Rooms, Theater, etc.)	5,262.29	104
Faculty Office Spaces	2,850.30	208
Health Services	41.20	4
Library Spaces	4,611.60	18
Recreational Spaces (Cafeteria, Cyber Café, Lounges, Swimming Pool, Fitness Centers, Dancing Rooms, etc.)	3,140.00	14
Staff Office Spaces	5,710.61	386
Grand Total	32,631.92	925

BEIRUT CAMPUS SPACE UTILIZATION



## HOUSING SPACES

- LAU provides housing services by bonding with state of the art housing facilities in the neighborhood, seven minutes away from LAU, Santona Residence Hall and Siran Towers.
- Rooms are neatly furnished with beds, desks, cupboards, safe boxes and bed sheets and covers. Cable TV, internet connection and internal telephone lines are also provided. The buildings are equipped with heating and cooling.
- Each offers separate wings for male and female residents with different room options.

## PARKING SPACES

Location	Name	Capacity
Middle Gate Parking (Students/Faculty/Staff)	M	82
Underground Parking (Faculty/Staff)	U	260
Lower Gate Parking B (LAU Vehicles/Authorized Parking)	L-b	18
Gezairi Parking (Faculty/Staff)	UP	94
<b>Total Number of Vehicles</b>		<b>454</b>



**P M** Middle Gate Parking  
(Students/Faculty/Staff)

**P U** Underground Parking  
(Faculty/Staff)

**P L** Lower Gate Parking  
(LAU Vehicles/Authorized Parking)



317,643 m<sup>2</sup>

Byblos Land Area

13,690 m<sup>2</sup>

Byblos Green Area

19

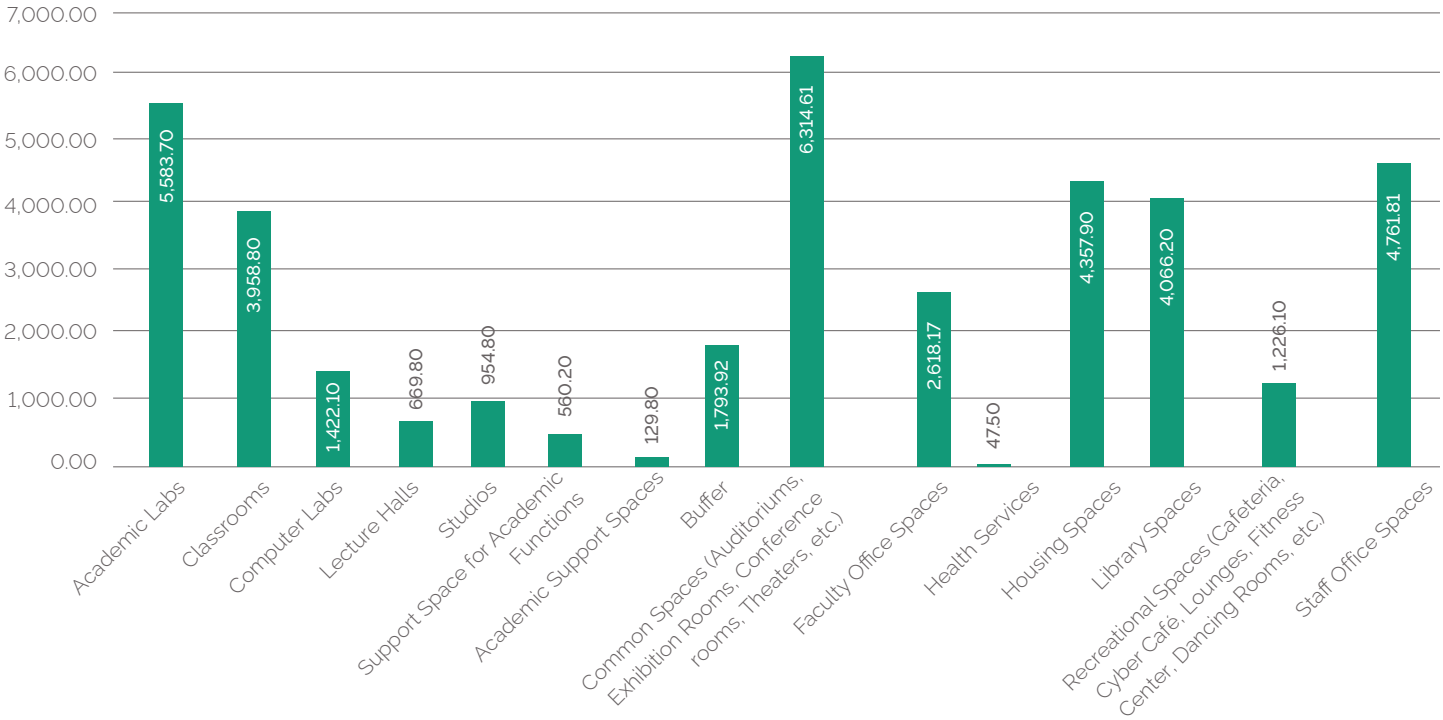
Number of Buildings

Building	Year	Area (m <sup>2</sup> )	Support Space	Year	Area (m <sup>2</sup> )
Riyad Nassar Central Administration	2019	1,944	Power plant	2018	1,162.5
Joseph G. Jabbra Library	2018	6,540	Maintenance Quarters	2018	408.9
Engineering Laboratories and Research Center	2017	9,704.7	Chillers and Heating	2018	855.7
Underground Parking	2012	20,602.6	Water Treatment	2018	80.0
Gilbert and Rose-Marie Chagoury Health Sciences Center	2012	15,625.4	Water Tank	2018	1,283.0
Gate House	2011	128.3	Site Offices	1994	103.0
Frem Civic Center	2010	5,171.4	Container 1 - PP	2003	36.8
Animal Facility	2010	396.3	Container 2 - PP	2003	53.6
Service Center	2001	477.8	Container 3 -Memorabilia	1996	36.8
Block A	1998	8,589.3	Transformer Rooms	1991	139.8
Residence Hall B	1998	11,424.3	Valley Site Offices	2018	109.4
Student Center	1997	1,226.7	Main Gate House	2012	69.3
Zakhem Hall	1996	4,418.7	Upper Gate House	2003	19.7
Residence Hall C	1996	901.4	Parking A	2012	4,549.1
Semaan Melkan Bassil Hall	1996	1,213.8	Parking B	2012	4,714.3
Architecture hall	1995	2,881.7	Parking C	1991	2,595.4
Science Building	1991	5,365.4	Parking D	1998	703.8
Cafeteria	1991	603.2	Parking I	1991	1,535.1
Tohme-Rizk Hall	1991	948.0	Parking K	2015	2,754.7
			Outdoor Tennis Field	1991	599.5
			Outdoor Basketball Field	1991	587.5
<b>BA&amp; RHB Ramp</b>	<b>1998</b>	<b>1,876.7</b>			
<b>Total Built-Up Area</b>		<b>100,030.4</b>	<b>Total Support Space Area</b>		<b>22,397.9</b>

BYBLOS CAMPUS SPACE UTILIZATION

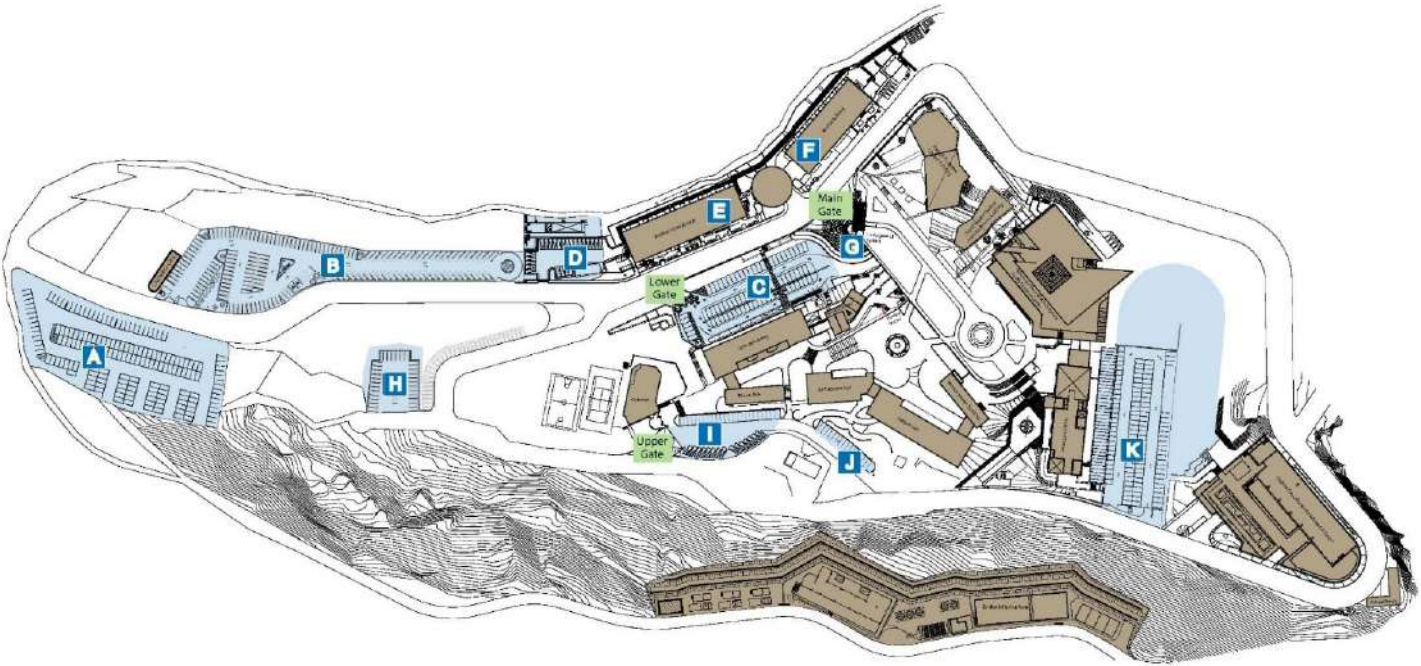
Space Category	Area (m²)	Count
Academic Labs	5,583.70	97
Classrooms	3,958.80	53
Computer Labs	1,422.10	22
Lecture Halls	669.80	5
Studios	954.80	16
Support Space for Academic Functions	560.20	35
Academic Support Spaces	129.80	5
Buffer	1,793.92	115
Common Spaces (Auditoriums, Exhibition Rooms, Conference rooms, Theaters, etc.)	6,314.61	89
Faculty Office Spaces	2,618.17	175
Health Services	47.50	7
Housing Spaces	4,357.90	251
Library Spaces	4,066.20	50
Recreational Spaces (Cafeteria, Cyber Café, Lounges, Fitness Center, Dancing Rooms, etc.)	1,226.10	9
Staff Office Spaces	4,761.81	306
Grand Total	38,465.41	1,235

BYBLOS CAMPUS SPACE UTILIZATION



PARKING SPACES

Location	Name	Capacity
Lower Parking (Students)	A	180
Lower Parking (Students)	B	180
Science Parking (Faculty/Staff/LAU Vehicles)	C	94
Residence Hall B Outdoor Parking (Residents)	D	13
Residence Hall B Underground Parking (Faculty/Staff)	E	79
Block A Underground Parking (Faculty/Staff)	F	18
Byblos Underground Parking (Students/Faculty/Staff)	G	568
Upper Gate (Faculty/Staff)	I	55
Parking In Front of Engineering Laboratories & Research Center (Faculty/Staff)	J	44
Parking behind Frem Civic Center (Faculty/Staff)	K	160
Total Number of Vehicles		1,391



## HEALTH CARE FACILITIES

Other Facilities	Year	Area (m <sup>2</sup> )
LAU Medical Center – Rizk Hospital	2009	39,218
LAU Medical Center – Rizk Hospital Temporary Storage and Site Offices	2020	230
SOM Clinical Administration – Ashrafiieh	2019	1,732
Rented Administrative Offices and Storage – Saint Charles Building	2020	886
LAU Medical Center – Saint John Hospital	2019	16,076
LAU Medical Center – Saint John Hospital Administration Building	2020	4,529
<b>Total Built-Up Area (m2)</b>		<b>62,671</b>

## OTHER FACILITIES/PROPERTIES

Other Facilities	Year	Area (m <sup>2</sup> )	Other Properties	Year	Area (m <sup>2</sup> )
Santona Residence	2018	5,128	Sidon Campus (Land Area)		38,008
Siran Towers	2021	7,229	New York Headquarters and Academic Center	2013	2,368
			Louis Cardahi Foundation	2013	275
<b>Total Built-Up Area (m<sup>2</sup>)</b>		<b>12,357</b>	<b>Total Built-Up Area (m<sup>2</sup>)</b>		<b>2,643</b>






Beirut Campus

Project Name	Project Status	Area (m²)	Cost
Solar Photovoltaic Systems	Under Execution	N/A	N/A



Byblos Campus

Project Name	Project Status	Area (m <sup>2</sup> )	Cost
Athletics Center	Under Design/On Hold	18,932	N/A
Solar Photovoltaic Systems	Under Execution	N/A	\$1,178,170
Animal Facility	Completed	396.3	\$432,053 & LBP 773,733,018
Pharmaceutical and Medical Research Center	Under Design	1,500	N/A





## Renovation Projects 2022-2023

### Beirut Campus

Project Name	Project Status	Area (m²)	Cost
Sage Hall Labs	Executed	180m²	\$332,909
Orme Gray Physics Lab	Executed	98m²	\$100,000
Orme Gray Human Resources Offices	Executed	500m²	\$100,000
Uplifting Irwin Theater	Executed	N/A	\$250,000



Irwin Hall Lobby Renovation



Irwin Hall Auditorium



Irwin Hall Lobby Renovation



Orme-Gray Physics Lab



Sage Hall Biology Lab



Orme-Gray Human Resources Offices

### Byblos Campus

Project Name	Project Status	Area (m²)	Cost
Autotransformer - Infrastructure Plant: Civil and Electrical Works	Executed	N/A	\$199,066 & LBP 856,161,260
CCTV set for Infrastructure Plant	Executed	N/A	\$34,095





ENERGY CONSUMPTION & EXPENDITURE

	Beirut Campus	Byblos Campus
Total Energy Consumption (Kwh)	8,927,000	9,785,600
Energy Use Index (Kwh/m²)	118	94
Energy Consumption Index (\$/m²/y)	25	26.78
CO2 Emissions (Tons CO2)	6,443	7,944

WATER CONSUMPTION & EXPENDITURE

	Beirut Campus	Byblos Campus
Total Water Consumption (m³)	34,000	65,000
Water Use Index WUI (l/student/y)	7,229	18,192
Water Cost Index WCI (\$/student/y)	28.05	1.21

SUSTAINABILITY

Certified Green Buildings to Date		Installed Renewable Energy Projects	Reclaimed Waste Water for Irrigation	Harvested Rain Water	
Beirut Campus	Byblos Campus	Byblos Campus	Byblos Campus	Beirut Campus	Byblos Campus
Gezairi Building - EDGE	Tohme-Rizk Hall - EDGE	Solar Photovoltaic 25kWp Solar Hot Water Library and Riyad Nassar Central Administration Buildings	2,280 m³	550m³	1,050 m³
	Joseph G. Jabbra Library & Riyad Nassar Administration Buildings - LEED GOLD	Solar Hot Water Residence Hall C			







